

WF450T-3 WF450-3

WF550T-3 WF550-3



Protected axles, body guard and sealed wheels ensure highest durability.




Comfortable maintenance access and easy cleaning of cooler grill.



Front sheepfoot crusher with scrapers.



Comfortable cab (75/76 dB(A))



Print: 05/00.
All data are non-binding and subject to changes.
The figures may deviate from the standard design.

KOMATSU

KOMATSU HANOMAG
Aktiengesellschaft

Hanomagstr. 9
30449 Hannover
Germany

Tel.: ++49 511/45 09-0
Fax: ++49 511/45 09-185
<http://www.komatsuhanomag.de>
<http://www.komatsu.com>

VESB000400





NEW
PRELIMINARY



NEW COMPACTORS

DOZER

WF450T-3

194 kW/263 PS – 25.4 ton

LOADER

WF450-3

194 kW/263 PS – 25.95 ton

DOZER

WF550T-3

235 kW/320 PS – 35.1 ton

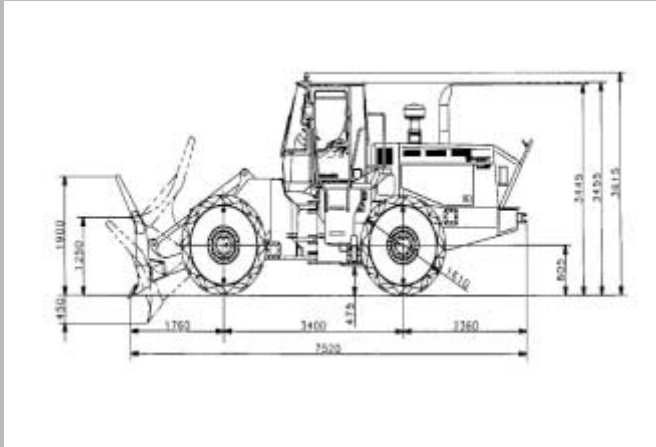
LOADER

WF550-3

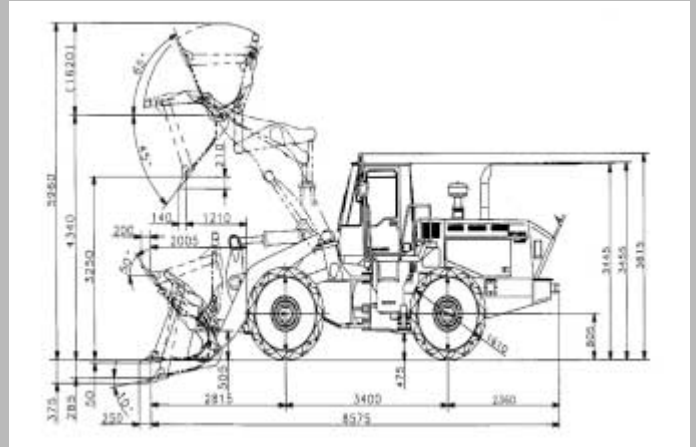
235 kW/320 PS – 35.5 ton

- Low emission and powerful Komatsu engine provides an environmentally-friendly and fuel efficient operation
- Outside noise level: 109 dB(A) (WF450T-3/WF450-3), 110 dB(A) (WF550T-3/WF550-3) meet 95/27/EC
- The cab rests on Komatsu viscous damping mounts (rubber and silicon oil) to reduce vibration and noise
- Noise level in the cab: 75 dB(A) (WF450T-3/WF450-3), 76 dB(A) (WF550T-3/WF550-3) meet 95/27/EC

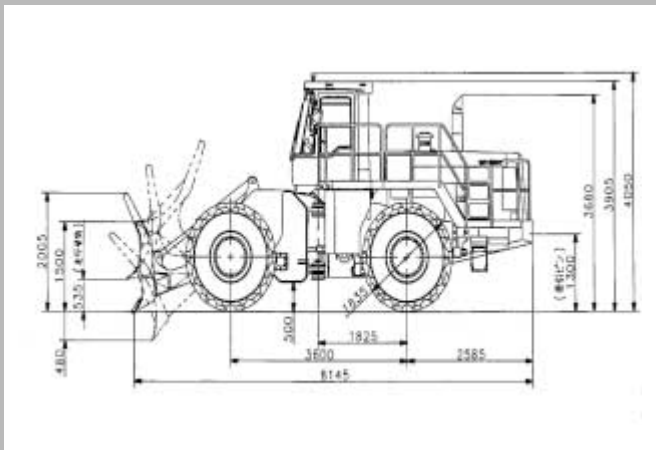
DOZER TYPE WF450T-3



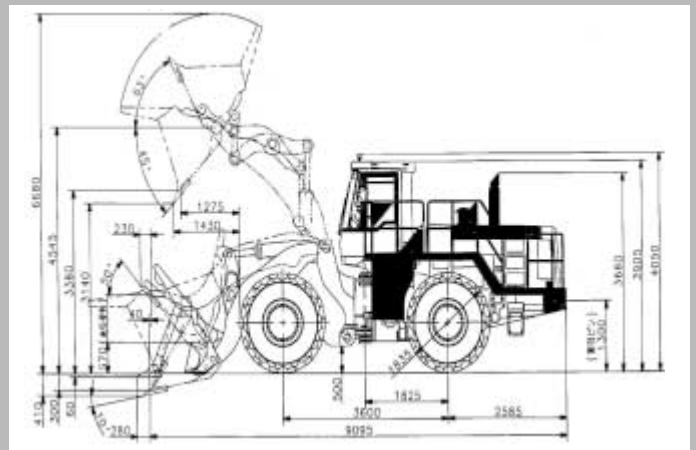
LOADER TYPE WF450-3



WF550T-3




WF550-3




	DOZER TYPE		LOADER TYPE	
	WF450T-3	WF550T-3	WF450-3	WF550-3
Operating weight	25.4 ton	35.1 ton	26.0 ton	35.5 ton
Dimensions				
Overall length	7520 mm	8145 mm	8825 mm	9375 mm
Overall height	3735 mm	4210 mm	3735 mm	4210 mm
Wheel base	3400 mm	3600 mm	3400 mm	3600 mm
Tread	2350 mm	2600 mm	2350 mm	2600 mm
Chassis width	Font 3400 mm	3800 mm	3200 mm	3700 mm
	Rear 3400 mm	3800 mm	3400 mm	3800 mm
Turning radius (outside)	6970 mm	7545 mm	6955 mm	7595 mm
Ground clearance	475 mm	500 mm	475 mm	500 mm
Work equipment				
Blade (W x H)	4265 x 1900 mm	4550 x 2005 mm	-	-
Bucket volume	-	-	3,9 m³	4,7 m³
Bucket width	-	-	3520 mm	3940 mm
Digging depth	450 mm	480 mm	375 mm	410 mm
Lifting height	1250 mm	1500 mm	-	-
Dumping height	-	-	3250 mm	3380 mm
Wheel diameter	1610 mm	1835 mm	1610 mm	1835 mm
Drum diameter	1320 mm	1545 mm	1320 mm	1545 mm
Wheels front	Sheepfoot-crusher (2 piece)		Sheepfoot-crusher (2 piece)	
	Width 1050 mm	1200 mm	850 mm	1100 mm
	Number of crushers 40	60	40	60
	Scraper	With (behind the wheels)	With (behind the wheels)	
Wheels rear	Angular knife-edge crusher (2 pieces)		Angular knife-edge crusher (2 pieces)	
	Width 1050 mm	1200 mm	1050 mm	1200 mm
	Number of crushers 40	60	40	60
	Scraper	With (in front of and behind the wheels)	With (in front of and behind the wheels)	


The specifications at a glance.

	Engine	WF450T-3/WF450-3	WF550T-3/WF550-3
---	---------------	-------------------------	-------------------------


Type	Komatsu SA6D125E-2	Komatsu S6D140E
Engine power	194 kW/263 PS at 2200 rpm	235 kW/320 PS at 2100 rpm
Max. torque	1050 Nm	1375 Nm
No. of cylinders	6	6
Displacement	11,04 ltr.	15,2 ltr.
Electrical system	24 V	24 V
Alternator	75 A	75 A

	Power-train	WF450T-3/WF450-3	WF550T-3/WF550-3
---	--------------------	-------------------------	-------------------------


Transmission	Full Powershift transmission Forward 4 / Reverse 4 Manual shift	Full Powershift transmission Forward 4 / Reverse 4 Manual shift
Axle	Full-floating axles LSD	Full-floating axles LSD

	Travel Speeds	WF450T-3/WF450-3	WF550T-3/WF550-3
---	----------------------	-------------------------	-------------------------


Forward	1st	0 – 6.2 km/h	0 – 5.1 km/h
	2nd	0 – 11.0 km/h	0 – 9.2 km/h
	3rd	0 – 18.9 km/h	0 – 15.3 km/h
	4th	0 – 27.1 km/h	0 – 20.0 km/h
Reverse	1st	0 – 6.5 km/h	0 – 7.9 km/h
	2nd	0 – 11.5 km/h	0 – 14.1 km/h
	3rd	0 – 19.8 km/h	0 – 17.0 km/h
	4th	0 – 27.3 km/h	0 – 27.4 km/h

	Steering system	WF450T-3/WF450-3	WF550T-3/WF550-3
--	------------------------	-------------------------	-------------------------


Type	Frame articulation Fully hydraulic power steering	Frame articulation Fully hydraulic power steering
Steering angle	40° each side	40° each side

	Brakes	WF450T-3/WF450-3	WF550T-3/WF550-3
---	---------------	-------------------------	-------------------------


Service brake	Hydraulically actuated, wet disk brake actuates all four wheels	Hydraulically actuated, wet disk brake actuates all four wheels
Parking brake	Spring applied, hydraulically released, wet disk brake actuates transmission output shaft	Spring applied, hydraulically released, wet disk brake actuates transmission output shaft

	Hydraulic system	WF450T-3/WF450-3	WF550T-3/WF550-3
---	-------------------------	-------------------------	-------------------------


System	2 pump system with main and switch pump	2 pump system with main and switch pump
--------	---	---

	Cooling system	WF450T-3/WF450-3	WF550T-3/WF550-3
---	-----------------------	-------------------------	-------------------------


Cooling system	Suction Fan	Reversible Fan
----------------	-------------	----------------

	Filling capacities	WF450T-3/WF450-3	WF550T-3/WF550-3
---	---------------------------	-------------------------	-------------------------

Cooling system	68 ltr.	88 ltr.
Fuel tank	340 ltr.	630 ltr.
Engine oil	38 ltr.	28.5 ltr.
Hydraulic oil tank	160 ltr.	139 ltr. 175 ltr.
Torque converter and transmission	60 ltr.	62 ltr.
Front axle	65 ltr.	95 ltr.
Rear axle	65 ltr.	95 ltr.

	Standard equipment
---	---------------------------

Low emission engine • ROPS cab • CE conform • Radio & Cassette AM/FM • Air conditioner • Cool-heat box • Floor mat • Windshield wiper (Front, Rear) • Windshield washer (Front, Rear) • Sun visor • Rear view mirror for cab • Air-suspension operator seat • Electronic checking system • Pre-cleaner • Power train guard • Marks & plate • Steering wheel and joy stick steering • Central lubrication • Integrated noise insulation • Single control lever for work equipment • Anti theft lock (immobiliser) • Extended roof with working lights (Front, Rear) • Automatic return-to-dig (WF450-3/WF550-3 only) • Automatic boom kickout (WF450-3/WF550-3 only).

	Optional equipment
---	---------------------------

Protective cab ventilation • Beacon lamp • Fire extinguisher • Back up alarm.