

# WHEELED EXCAVATOR



## Specifications

Operating weight	6800 kg
Engine power	50.2 kW (68 HP)
Bucket capacity	87-303 l
Dig depth	3.5 m
Reach	6.9 m

## Features

- ▶ Short-tail machine
- ▶ Extra-wide blade for dozer applications
- ▶ Boom systems: TPA or circular boom
- ▶ Comfort cab with perfect all-round visibility
- ▶ Increased productivity thanks to load sensing hydraulics
- ▶ Knickmatik® allows for working closely alongside walls
- ▶ Wide range of proven working tools

**WORKS FOR YOU.™**

# SPECIFICATIONS

## ENGINE

Manufacturer, model	Yanmar, 4TNV98
Type	4-cylinder diesel engine, Tier 3
Combustion	4-stroke cycle, direct fuel injection
Displacement	3300 cm <sup>3</sup>
Net power rating at 2200 rpm (ISO 9249)	50.2 kW (68 HP)
Torque	240 Nm at 1400 rpm
Cooling system	Water

## ELECTRICAL SYSTEM

Nominal voltage	12 V
Battery	12 V / 105 Ah
Generator	12 V / 55 Ah
Starter	12 V / 3.1 kW

## TRANSMISSION

Hydrostatic travel drive with automatic adjustment of drawbar pull and speed. 4-wheel drive from reduction gear on front axle via cardan shaft to rear axle. Infinitely variable speed control forward and reverse.

2 speed ranges:

"Low"	0-6 kph
"High"	0-20 kph

## AXLES

Front: oscillating planetary drive axle, oscillating angle 14°.

Rear: rigid planetary drive axle.

## TIRES

Standard	8.25-20, 12 PR twin tires
----------	---------------------------

## BRAKES

Service brake: Hydraulic pump accumulator two-circuit brake, acting on oil-immersed multi-disc brakes of front and rear axle.

Excavator brake: Acting on front and rear axle due to lockable service brake.

Auxiliary brake: Hydrostatic travel drive in closed circuit acting as non-wearing auxiliary brake.

Parking brake: Hydraulic spring-loaded brake, electrically actuated

## STEERING

Fully hydraulically controlled front axle with integrated steering cylinder.

Max. steering angle	35°
---------------------	-----

## SWING SYSTEM

Hydrostatic drive with 2-stage planetary gear and axial piston fixed displacement motor, also acts as wear-resistant brake. In addition, automatically controlled spring-loaded multi-disc brake acting as parking brake.

Swing speed	0-10 rpm
-------------	----------

## KNICKMATIK®

Lateral parallel adjustment of boom arrangement at full dig depth.

Angle of articulation / lateral adjustment left	48° / 735 mm
---	--------------

Angle of articulation / lateral adjustment right	72° / 880 mm
--	--------------

## FLUID CAPACITIES

Fuel tank	150 l
Hydraulic system (incl. tank)	180 l



## OPERATING DATA, STANDARD EQUIPMENT

Operating weight (two-piece articulated boom "TPA") acc. to ISO 6016	6800 kg
Total length, travel position (TPA boom)	5210 mm
Total height, travel position (TPA boom)	3595 mm
Transport dimensions: TPA boom / Circular boom (L x H)	5710x2920 mm
Total width (twin tires)	2190 mm
Total height (top of cab)	2920 mm
Tread width	1682 mm
Wheelbase	2125 mm
Ground clearance below cardan shaft	420 mm
Turning radius	6700 mm
Uppercarriage tailswing	1450 mm
Uppercarriage frontswing	2750 mm
Working envelope 180°	4200 mm
Working envelope 360°	5500 mm
Bucket digging force acc. to ISO 6015	38,000 N
Stick digging force acc. to ISO 6015	30,000 N

## HYDRAULIC SYSTEM

Travel hydraulics: Closed circuit, independent from working hydraulics.

Pump capacity, max.	96 l/min
---------------------	----------

Working pressure, max.	420 bar
------------------------	---------

Working hydraulics: Dual axial piston variable-capacity pump with flow rate adjustment and pressure cut-off. 3-circuit hydraulic system. Sensitive maneuvers irrespective of loads

Pump capacity, max.	2x62 l/min
---------------------	------------

Working pressure, max.	245 bar
------------------------	---------

The thermostatically controlled oil circuit ensures that the oil temperature is promptly reached and avoids overheating. Return filter installed in oil tank allows for eco-friendly replacement of filter elements.

Gear pump for all positioning and swing movements.

Pump capacity, max.	43 l/min
---------------------	----------

Working pressure, max.	210 bar
------------------------	---------

Control circuit for work attachments:

Pump capacity, switchable	62/95 l/min
---------------------------	-------------

Working pressure, max.	245 bar
------------------------	---------

Two servo-assisted joystick controls (ISO) for excavator operations.

## CAB

Spacious, sound-insulated full-vision steel cab. Sliding window on right-hand side. Safety glass windows, thermo windows tinted in green. Skylight thermo window, bronze tinted. Panoramic rear window. Front window supported by pneumatic springs, lockable for ventilation and slidable under cab roof. Windshield washer system. Storage compartment. Preparation for radio installation. Left-hand outside rear-view mirror.

Cab heating with front window defroster by engine oil heat exchanger with 3-stage fan. Choice between fresh air and recirculating air, fresh air filter.

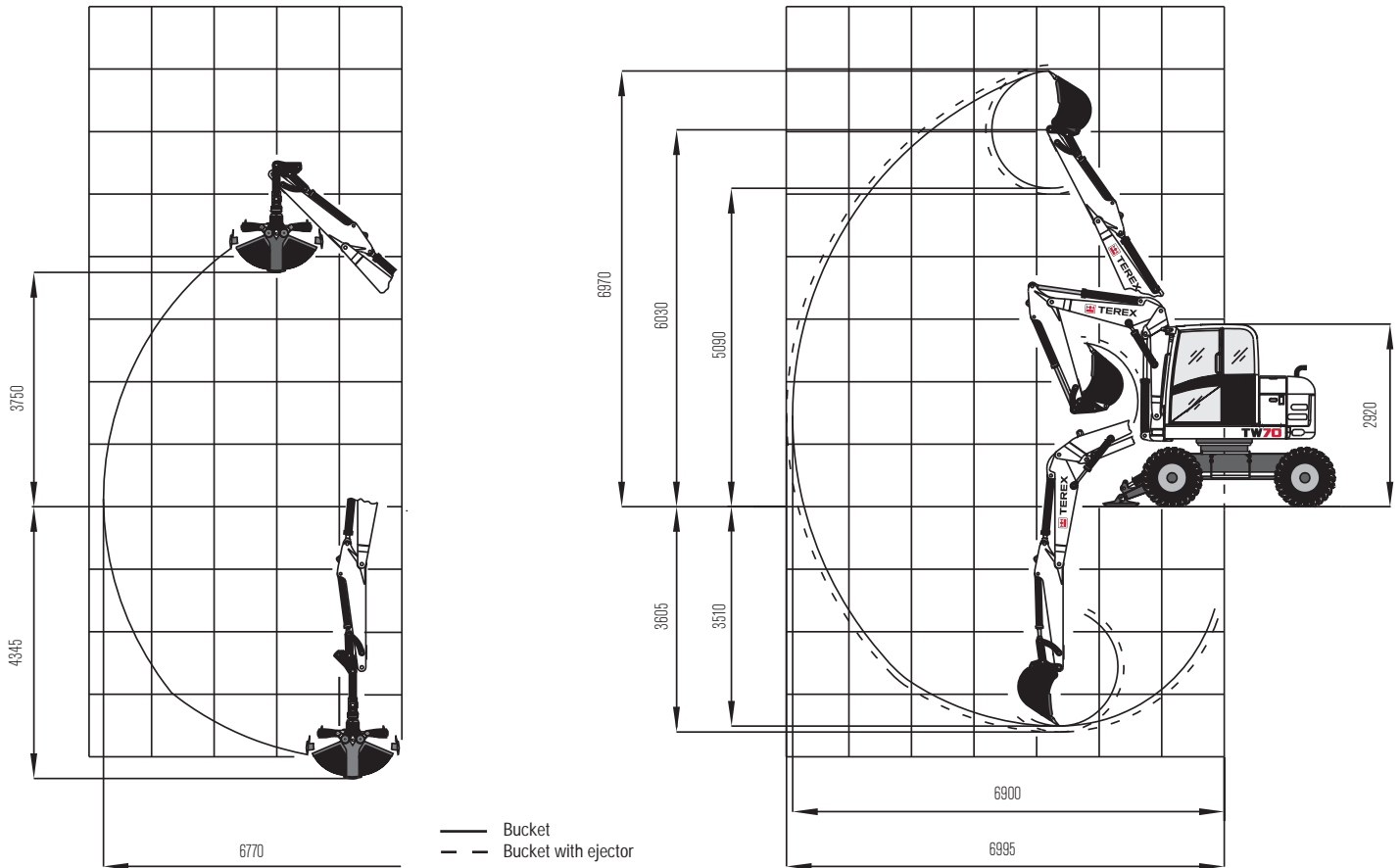
Operator's seat MSG 85 (standard version), hydraulic damping, extra-high backrest, adjustable armrests, weight, longitudinal and tilt adjustments. Lap belt.

Instrument panel on the right-hand side of the operator's seat with visual & acoustic warning device, hour-meter and safety module.

Working floodlights Halogen H-3.

Sound level values in compliance with EC-directives.

## WORKING RANGES & DIMENSIONS: TWO-PIECE ARTICULATED BOOM



## LIFTING CAPACITIES

Bucket hinge height Dipperstick 1600 mm		Load radius from center of ring gear							
		3.0 m		4.0 m		5.0 m		6.0 m	
		End	Side	End	Side	End	Side	End	Side
3.0 m	S	1.52	1.31	1.30	1.09	1.07	0.89	0.96	0.67
	T	1.48	1.31	1.27	1.09	0.88	0.82	0.68	0.62
1.5 m	S	1.79	1.47	1.35	1.16	1.20	0.84	0.96	0.65
	T	1.71	1.47	1.22	1.08	0.84	0.77	0.66	0.60
0 m	S	2.40	1.75	1.68	1.14	1.22	0.84	0.94	0.69
	T	1.80	1.61	1.16	1.04	0.84	0.76	0.70	0.64
- 0.9 m	S	2.37	1.69	1.68	1.10	1.17	0.83	0.90	0.72
	T	1.70	1.56	1.13	1.02	0.83	0.75	0.71	0.67

All values in tons (t) were determined acc. to ISO 10567 and include a stability factor of 1.33 or 87% of the hydraulic lifting capacity. All values were determined with load hook. With bucket attached, the weight difference between bucket and load hook must be deducted from the permissible operating loads. When used for load hook applications, excavators must be equipped with hose-rupture valves and overload warning device in compliance with EN 474-5.

Working equipment: Two-piece articulated boom, twin tires, dipperstick 1650 mm

Abbreviations: S = Supported by blade, T = Traveling

## DIMENSIONS

Fig. 1:  
Excavation within the entire width of the machine

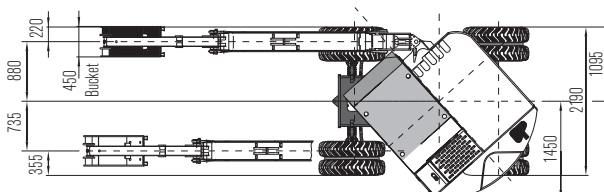


Fig. 2:  
Working envelope

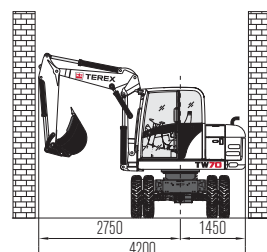
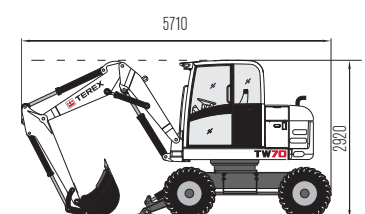


Fig. 3:  
Transport position



## WORK ATTACHMENTS

### BUCKETS

Bucket, QAS, light material, without teeth	300 mm wide, capacity 87 l
Bucket, QAS, light material, without teeth	400 mm wide, capacity 127 l
Bucket, QAS, light material, without teeth	600 mm wide, capacity 212 l
Bucket, QAS	300 mm wide, capacity 87 l
Bucket, QAS	400 mm wide, capacity 127 l
Bucket, QAS	500 mm wide, capacity 169 l
Bucket, QAS	600 mm wide, capacity 212 l
Bucket, QAS	800 mm wide, capacity 303 l
Ditch-cleaning bucket, QAS	1250 mm wide, capacity 251 l
Swing bucket, QAS	1250 mm wide, capacity 220 l

## OPTIONAL EQUIPMENT

### BOOM OPTIONS

Circular boom, with dipperstick 1600 mm

### TIRES

365/70 R 18 MPT E-70 Conti (single tires)  
500/45-20 (single wide tires)

### HYDRAULIC SYSTEM

Second control circuit (e.g. for sorting grab)	Biodegradable hydraulic oil / ester-based HLP 68 (Panolin)
Open return	Conversion kit from ISO controls to Schaeff controls
Hose-rupture / load-retaining valve for dipperstick and intermediate boom (TPA boom)	Hose-rupture / load-retaining valve for dipperstick and intermediate boom (circular boom)

### DRIVER'S STAND

Operator's seat MSG 95 (comfort version), air damping, extra-high backrest, longitudinal-horizontal suspension, seat and backrest heating

### OPTIONAL SUPPORT/DOZER SYSTEMS

Rear support blade, 2200 mm wide (with twin and wide tires)
Rear support blade, 1990 mm wide (with single tires)
Outrigger plates, flat, oscillating
Outrigger plates, rubber-coated, oscillating
Front dozer blade, 2200 mm wide

## www.terex.com

Effective Date: February 2011. Product specifications and prices are subject to change without notice or obligation. The photographs and/or drawings in this document are for illustrative purposes only. Refer to the appropriate Operator's Manual for instructions on the proper use of this equipment. Failure to follow the appropriate Operator's Manual when using our equipment or to otherwise act irresponsibly may result in serious injury or death. The only warranty applicable to our equipment is the standard written warranty applicable to the particular product. Terex makes no other warranty, express or implied. Products and services listed may be trademarks, service marks or trade-names of Terex Corporation and/or its subsidiaries in the USA and other countries. All rights are reserved. "Terex" is a registered trademark of Terex Corporation in the USA and many other countries. Copyright © 2011 Terex Corporation

Ref. no.: TEREX577UK

Terex GmbH  
Schaeffstr. 8, D-74595 Langenburg  
Tel: +49 (0)7905 / 58-0 Fax: +49 (0)7905 / 58114  
Email: info@terex-schaeff.com www.terex.com



**WORKS FOR YOU.™**

### GRABS

Clamshell grab GM 2325, grab swing brake	set of shells 325 mm wide, capacity 150 l
Clamshell grab GM 2400, grab swing brake	set of shells 400 mm wide, capacity 200 l
Ejector	

### OTHER WORK ATTACHMENTS

Ripper tooth / QAS (1 tooth)	Cutting unit
Hydraulic hammer	Quick-change adapter for hydraulic hammer
Auger	Bolt-on load hook for bucket rod
Load hook integrated in quick-attach system	
Further work attachments available on request	

### ENGINE

Diesel exhaust cleaner	Catalyst
------------------------	----------

### CAB

Lighting package: 1 double beam working floodlight FOPS - skylight guard  
- cab-mounted rear center, 1 working floodlight  
cab-mounted - front right

Yellow beacon Radio set installation kit

### OTHER OPTIONAL EQUIPMENT

Air conditioning	Anti-theft device (immobilizer)
Quick-attach system, mechanical (genuine Lehnhoff system), type MS08	Engine-independent diesel heater with fresh air circulation and timer
Rear fog lamp	Electrical refueling pump
Additional tool box	Special coating / adhesive films
Steering change-over in case of blade operation	
Further optional equipment available on request	