



SPK 15500

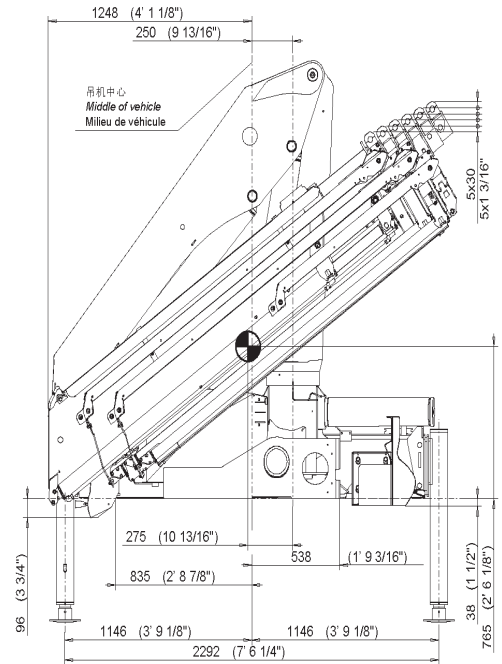
- Equipped with load holding valves for safe crane operations
- High speed boom extension and retraction with Return Oil Utilization
- Optimized lifting performance with the use of high tensile steel and hexagonal boom design
- Lightweight yet robust construction according to European standards (EN 12999)
- Optional Overload Protection and Emergency Stop Button
- Professional installation solutions
- Suitable for installation on 2-axle trucks

14.6 mt
Max. lifting
moment

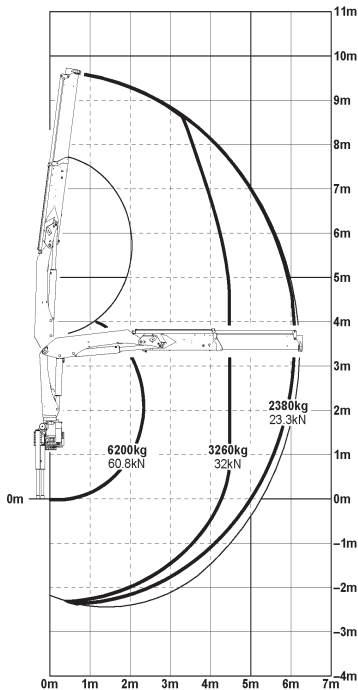
10.3 m
Max. outreach

TECHNICAL SPECIFICATIONS (EN 12999 H1-B3)

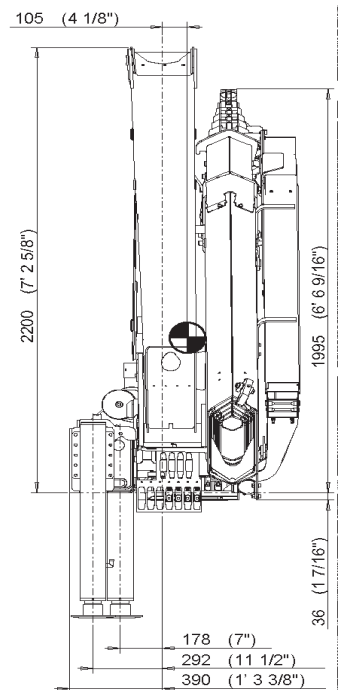
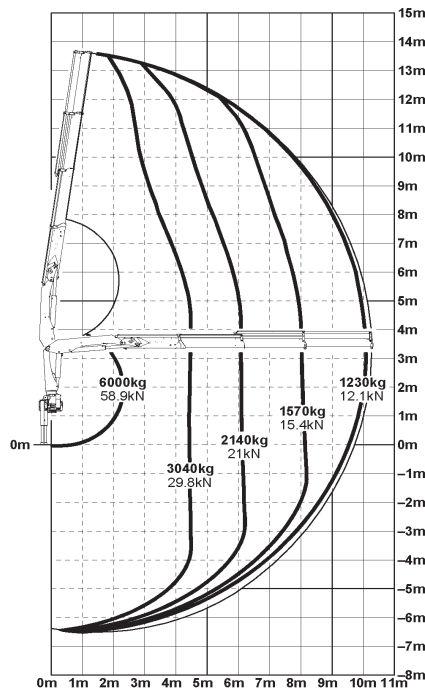
Max. Lifting Moment	mt	14.6
Max. Lifting Capacity	kg	6200
Max. Outreach	m	6.2 (Std) / 8.1 (A) / 10.3 (B)
Slewing Angle	o	420
Slewing Torque	mt	1.8
Stabilizer Spread	m	5.6 (R2 / R2X)
Fitting Space Required (Std)	m	0.81
Width Folded	m	2.5
Operating Pressure	bar	300
Recommended Pump Capacity	l/min	40 - 60
Dead Weight (Std)	kg	1689



SPK 1550 Std



SPK 1550 B



Authorized Dealer:

Units shown in the leaflet are partially optional equipped and do not always correspond to the standard version. Country-specific regulations must be observed. Dimensions may vary. Subject to technical changes, errors and translation mistakes.