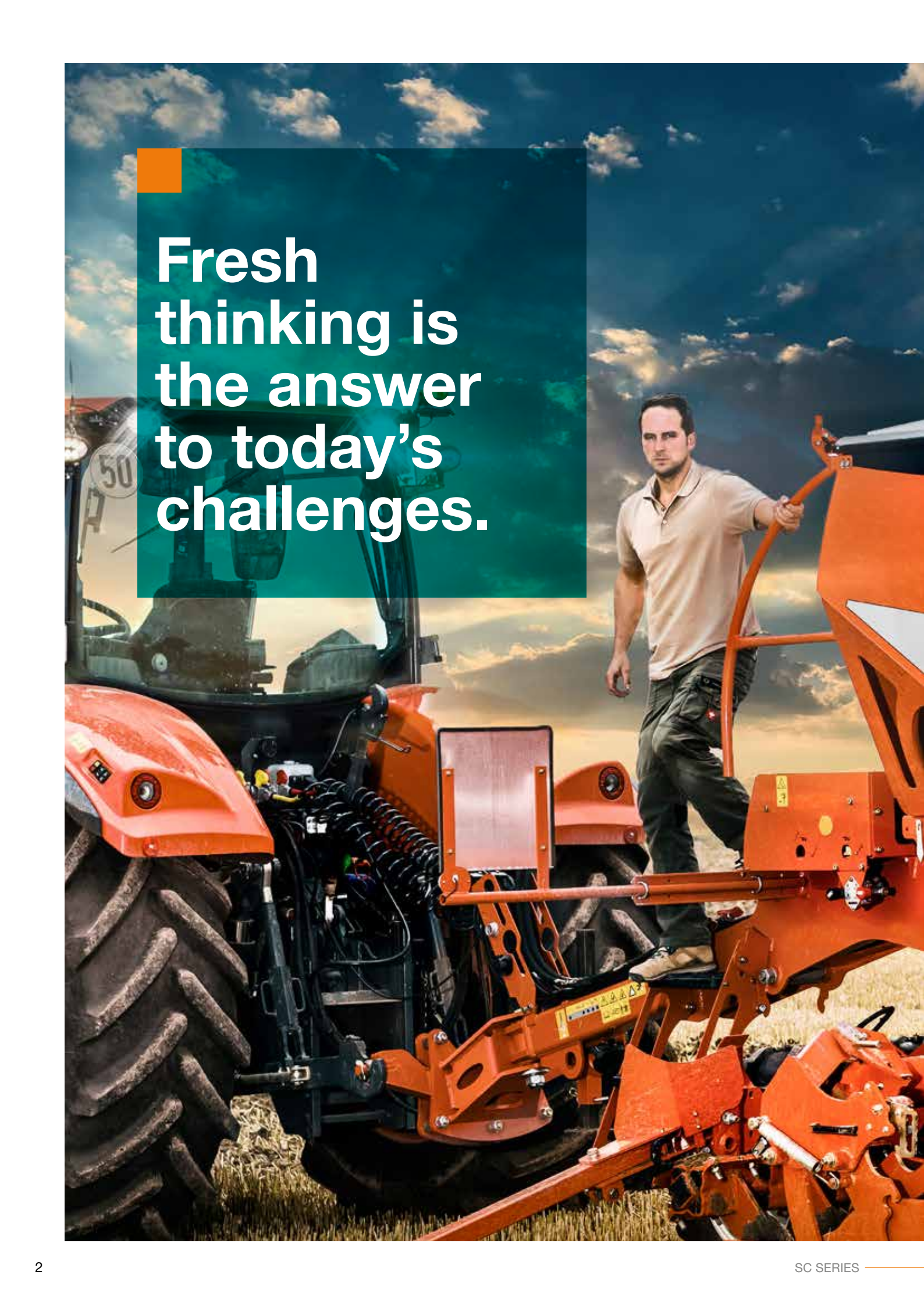


For Earth, For Life
Kubota

SC

KUBOTA
SC SERIES



A man in a light-colored polo shirt and dark cargo pants stands on a red tractor in a field. The tractor is equipped with a large rear-mounted implement, possibly a plow or harrow. The sky is a mix of blue and orange, suggesting a sunset or sunrise. The overall scene is one of agricultural work and innovation.

**Fresh
thinking is
the answer
to today's
challenges.**

The challenges facing the agricultural sector are becoming increasingly bigger. And when times are tough, only one thing helps: a new way of thinking. Envisaging alternative options and making smart decisions. For your next tractor purchase, this means opting for efficiency instead of image. For a tractor that can do tough work with top performance whilst under constant strain. And all that at a reasonable price. A Kubota tractor is exactly the right alternative at times like these.






#Performance

High performance with high speeds

Kubota seeding combinations have been developed with the clear goal of achieving perfect results under all conditions. Thanks to their reliability, robustness and precision, you can concentrate on getting your work done in the best possible way when the time is right.





Strong, user-friendly and universal

The SC1001 is available either as a standard drill combination or as a grain and fertiliser version, the SC1001C. While the rigid SC1001 comes in working widths of 3.00 and 4.00m, there are the folding 4.00m and 6.00m version also available. Its compact design is an advantage for working in the field and transporting on the road. The rear mounted tyre packer also acts as a transport system. The V-shape main frame on rigid version allows good access and needs low pulling force due to less weight.

Pre-levelling of the soil

For the best possible preparation, the optional front tyre packer levels the soil, crushes large clods and thus paves the way for the optimum depth control of the following tools. The front tyre packer has a diameter of 800mm and can be lifted hydraulically, simply by pushing a button, when it is not needed.

Uniform seedbed preparation

Two rows of discs like on our short disc harrow CD1000 with its conical disc shape and individual suspension ensures a fine and uniform seedbed over the entire working width. The disc harrow can be adjusted with continuous variability from the cab.

Large off-set tyre packer for more control

With a large off-set tyre packer Kubota Seeding Combinations (SC) significantly reduce the required tractive power, ensure optimum seed-to-soil contact and control the seed depth of the coulters. This ensures consistently good work results. In addition the rear mounted tyre packer also acts as a transport system. Seeding depth and coulters pressure can be adjusted comfortably from the cab.



The Kubota CD-coulters consist of two steel discs (Ø410mm) with 12.5cm row spacing. Perfect depth control is ensured by the press wheels (Ø 380mm).

CD coulters for stable seed depth control

The narrow profile of the coulters with their slightly offset steel discs allows easy penetration into the soil. As a consequence, less pressure is required and only minimal soil is moved. This configuration allows the 100kg of possible coulters pressure to be primarily applied to the integrated press wheel. The stable depth control and the pressing of the seed in the soil produce a capillary system in the soil that ensures access to water and an excellent seed germination.

Perfect soil coverage

Harrowing the soil surface completes the seeding. S-shaped or finger harrows ensure an optimum covering of the seeds. The working intensity can be set by the stepless pressure adjustment and at three different angles. To prevent damage to the harrow when reversing, it is equipped with an effective reversing device.



The first disc row ensures good penetration and prevents blockages. The second row works offset and takes over the soil flow and plant residues of the first row.



Superior precision and ease of handling

If you are looking for perfect execution: levelling the soil, preparing the seed bed, re-consolidation, seed placement accuracy and smooth covering in one single pass. The SC universal seed drill combines capacity, easy adjustment and perfect seed placement. It brings savings through lower draft force, less seed usage, reduced working time and reduced fuel consumption.

ELDOS the precision metering device

The ELDOS metering device, is electrically driven and is fully ISOBUS compatible in the e-com version. Auto on/off using GEOCONTROL and a GPS signal is possible which avoids double seeding on the headland. Special sensors ensure perfect functionality all monitored from the tractor cab.



Simple accessible. No tools needed.



Fully ISOBUS compatible. Plug and Play!

Calibration

The calibration test with the ELDOS is very simple due to the on-screen guidance for all seed settings. The operator simply enters the desired values into the terminal, no gears have to be adjusted, just press one button to start calibration and that's it. A remote control allows the calibration process to be carried out directly at the metering device, the calibration is done automatically.

Self-controlled and fail-safe

Four seed rotors are delivered as standard for fine, medium and large seeds or fertiliser. If the operator selects the wrong rotor by mistake, the system recognises this and gives a warning. It is completely self-controlled and fail-safe. The exchange of the rotors is carried out quickly and easily without the need of any tools. Application rates from 1 to 400 kg/ha are possible depending on working speed and width. Rotor no. 5 is offered for maize, sunflowers and greening seeds.

Electronic control

The e-com system offers all options required by the professional farmer. With the e-com system the SC is fully ISOBUS compatible and ready for Plug & Play! Using an industry standard plug, the machine is connected directly to the ISOBUS terminal of an ISO compliant tractor (DIN-ISO 11873). All machine information and control functions are shown on the tractor virtual terminal, no additional monitor is necessary. Auto on/off function using GEOCONTROL and a GPS signal is possible which avoids double seeding on the headland. If the tractor is not equipped with an ISOBUS compatible system, the SC1001 can be controlled by the Kubota own IsoMatch Tellus GO or IsoMatch Tellus terminals.



Did you know?

Did you know that Kubota manufactures products in seven European countries? This proximity to the market is central to the company's philosophy. Each factory adheres to the same high Japanese quality standards, whether it is located in Germany, France, or Japan.

5 rotors for different seeds

- Rotor 1 for high rate cereals e.g. wheat
- Rotor 2 for grass
- Rotor 3 for rape and small seeds
- Rotor 4 for low rates of cereals
- Rotor 5 for maize, sunflowers and greening seeds



There is no need for any tools to remove the cover or change the rotor. The software is controlling the system. It is a fixed drive system and needs no adjustments. Therefore rotor recognition avoids selecting the wrong rotor.



Always the right speed! A radar speed sensor records the speed in order to maintain desired seeding rate at all times.



Did you know?

Did you know that Kubota produces its own engines and that Kubota is the global market leader for industrial diesel engines under 100 hp? You might be surprised to learn under which bonnets Kubota engines are at work. Top quality and efficiency are the main ingredients of this success.



Placement in the disc harrow

The application in the second row of the disc harrow ensures that the fertiliser is applied exactly in between two seed coulters rows. All plants have the same distance to reach the incorporated fertiliser.



Application in the row

The fertiliser application in the sowing row is done by an double-entry outlet. The fertiliser is placed in the trench with the seeds. This is especially suitable for phosphoric fertiliser in order to support the initial germination and development of the plants in the most efficient way. The special design of the coulters with two exits also allows the seeding of two different crops in just one working pass.



Effective in combination with maximum flexibility

A perfect combination of sowing and fertilising is an important step to high yields and sustainable farming. The SC drill combines the possibilities to apply two products in one pass. Either seeds together with fertiliser or cover crops.

Sowing and/or fertilising in one pass

The SC1001C/SC1001CF models are especially adapted to suit the need of precise fertiliser placement by the seed. These crops can show substantial yield increase when applying fertiliser with a relatively high percentage of phosphate together with the seeds.

Each product in the divided hopper is metered through its own ELDOS metering system. Application rates up to 400kg/ha depending on working speed and width are possible. The hydraulic fan drive is powered from the tractor hydraulics.

In Scandinavian and Eastern European countries the fertiliser is usually placed between the rows i.e. besides and below the seed, whereas in other countries such as Scotland seeds and fertiliser are placed in the same row. In trials of crops sown in spring with fertiliser, yields have shown increases of up to 12%.

To meet both market requirements, there are two options of fertiliser/seeds application:

Application via disc harrow between the sowing row

In compliance with the demand to place the fertiliser/seeds besides and below the seed, the fertiliser is applied every 25cm via the second row of the disc harrow unit. By adjusting the working depth of the disc harrow the depth of the fertiliser placement is controlled.

Application in the sowing row

The fertiliser/seeds is applied via an additional tube (double-entry) right at the CD coulter unit thus in the same row as the seeds.

Application either in the sowing row or between the sowing row

With the optional third distribution head you have the choice of the way of application.



More flexibility with up to three distribution heads and two applications in one pass



#Headland management



Easy to pull with automatic headland management

The soil has to be prepared with care and the moment of sowing depends on the right conditions. Therefore a good management ensures utmost productivity. Our seeders are developed with the lowest possible weight. Less pulling force needed means saving on fuel costs. In addition, you can fully concentrate on your job and achieve best results, without having to make any compromises in terms of user-comfort.



Headland management

By pressing just one button, the SC1001 operator initiates the headland management, starting the automatic operation of wheels, discs and coulter bar. Thus the SC1001 only needs one double acting control valve.

No double seeding

Also the metering device ELDOS stops automatically with the headland sequence. The SEEDER CONTROL ensures that no seed is lost by double seeding. In times of rising seed prices this really saves money.

For utmost productivity

In addition the headland management saves lots of time and eases the operation for the tractor driver. They can concentrate on driving the machine; and incorrect operation is prevented.



Constant depth control with the right lifting sequence.

Constant depth control

To ensure a constant depth control, the lifting sequence starts with the disc section, followed by the front packer and the coulter bar. At the same time the metering device is stopped, this ensures the seed hoses are empty at the headland. This saves up to 5% of seed.



Compact and manoeuvrable despite the size.

Excellent manoeuvrability

Thanks to the excellent manoeuvrability of the machine seamless coverage of the field is no problem. Due to a maximum pivoting of 90°, considerable time is saved during turning at the headland. The Kubota SC is the very essence of stress-free work!

Did you know?

Gonshiro Kubota founded the company because he could no longer stand to see people dying from contaminated drinking water. He began by manufacturing products for clean water supply. Since then, we have been offering various products that help to improve the living conditions of people and society. That's what "For Earth, For Life" stands for.

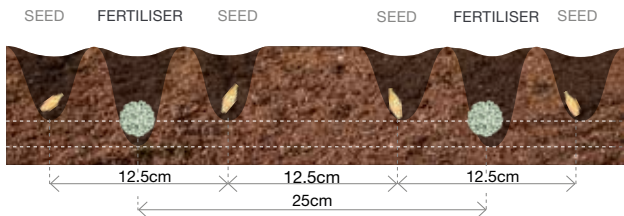


Perfect placement in or between the row

Once you have configured your machine, you want to rely on a perfect performance. All models of the Kubota SC versions are excellent in precision placement of seeds and fertiliser. Not too deep, not too shallow. So it will germinate perfectly, to grow into a great crop.

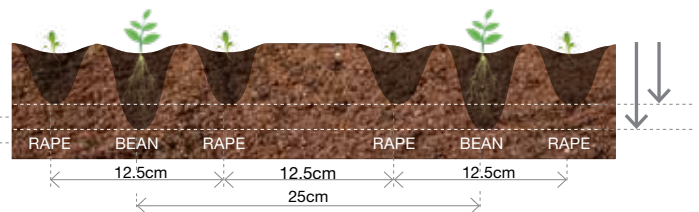
1. With disc harrow & CD coultter (Two Distribution heads)

FERTILISER PLACED BETWEEN THE ROWS



The fertiliser is placed in-between the seed rows, the depth of the fertiliser is determined by the disc harrow.

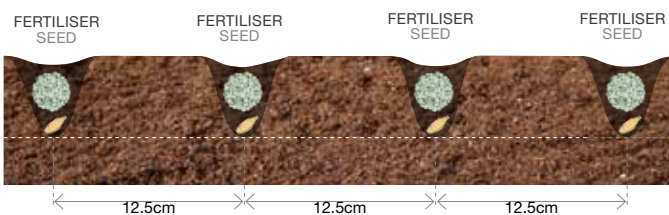
2 SORTS OF SEEDS AT 2 DIFFERENT SEEDING DEPTHS



The disc harrow outlets place e.g. the beans in-between the rape seeds.


2. With CD coultter double-entry (Two Distribution heads)

FERTILISER PLACED IN THE SOWING ROW



With the CD double-entry coultter the fertiliser is placed in the seeding row.

2 SORTS OF SEEDS IN THE SOWING ROW



With the CD double-entry coultter two sorts of seeds are placed in the same seeding row.

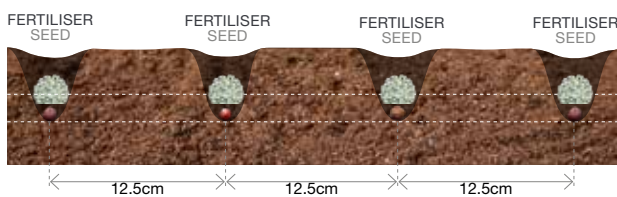


Did you know?

Did you know that our parts are manufactured to the same high standards and strict specifications as the Kubota machines? Genuine parts will always work and fit as intended, and are guaranteed to keep your machine running at maximum performance.

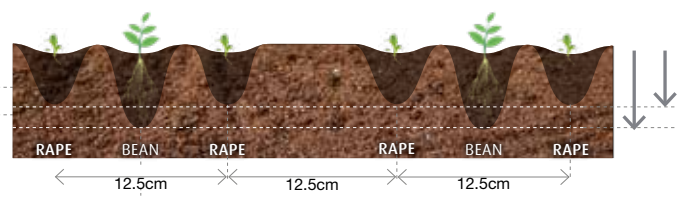
3. With CD coulters double-entry or disc harrow & CD coulters (Three Distribution heads)

2ND PRODUCT PLACED IN THE SOWING ROW



With the CD double-entry coulters fertiliser and seed is placed in the seeding row on different sowing depths.

2ND PRODUCT PLACED BETWEEN THE ROWS




The disc harrow outlets place e.g. the beans in-between the rape seeds every 25cm. The depth is determined by the disc harrow.



Efficient farming: discover the possibilities

Kubota's precision farming offering consists of innovative and custom made equipment, designed to manage your farm with success. Now you can carry out the work in a smarter, more efficient and easier way to get the best out of your machines and crops, as well as saving time and money in fertiliser, chemicals and seeds.



Be a PRO in increasing productivity

The IsoMatch Tellus PRO 12-inch terminal provides you with the optimal solution for an all-in-one control system inside the tractor cab including automatic steering. It is the centre for connecting all ISOBUS machines, running precision farming applications and Farm Management Systems. It offers everything you need to get the maximum out of your machines and crop, as well as cost savings in fertiliser, chemicals and seeds by using automatic section control and variable rate control. With the unique dual screen functionality it gives you the opportunity to view and manage two machines and/or processes simultaneously.

Easy control management

The IsoMatch Tellus GO is a cost-efficient 7-inch terminal, especially developed for managing the machine in a simple way. You are in full control of the machine in exactly the way you want. Easily set up the machine with the soft keys via the 7-inch touch screen and for optimal control while driving simply use the hard keys and rotary switch. Controlling the implement has never been so easy.





Did you know?
 Did you know that Kubota is an ISOBUS pioneer? The Kubota company Kverneland Group invented the ISOBUS technology. And incidentally: Kubota is also leading the industry in AEF certified ISOBUS compatibilites

100% focus, the best performance

As tractor steering with IsoMatch AutoDrive-E is handled automatically, you have the freedom to control and monitor your work in an easy way. While the work is more efficient and overlaps are avoided, you can completely focus on the result in the field. (Only in combination with IsoMatch Tellus PRO).

Advanced precision farming software

IsoMatch GEOCONTROL is an advanced software application within the IsoMatch terminals that helps you to control all ISOBUS compatible Kubota machines. Combined with a GPS receiver it fulfils the future needs in terms of innovative and efficient farming! The IsoMatch GEOCONTROL precision farming application includes Manual Guidance and Data Management free of charge. It is possible to expand this application with Section Control and/or Variable Rate Control.

Enhance your success with E-learning

IsoMatch Simulator is a free downloadable virtual training program. It simulates all functions of the IsoMatch Universal Terminals and Kubota ISOBUS machines. Train yourself and make yourself familiar with your machine to avoid errors and enhance your machine performance.



IsoMatch Grip

This ISOBUS auxiliary device is made for maximum machine control and efficient farming. Operate up to 44 implement functions per machine.



IsoMatch Global

The IsoMatch Global is the GPS antenna, with DGPS accuracy, in the IsoMatch product range. It enables satellite navigation for site-specific section control, variable rate application, manual guidance and field registration



IsoMatch InLine

Light bar for manual guidance including section status information. Manage the distance from the A-B line and steer for the ideal position.



IsoMatch (Multi)Eye

Connect up to 4 cameras to the IsoMatch Universal Terminals. It gives you full control and overview of the entire machine operation.

Kubota Farm Solutions: 360° performance for 100% success

We understand that you need more than powerful tractors and implements to succeed: namely, an integrated system of products and services to increase your competitiveness and preparation for the future. With Kubota Farm Solutions (KFS), we have brought together our solutions in a system— and targeted our proposition to you. From intelligent technology to individual services, the KFS advantages complement each other, forming a circle that ends where it begins: with our commitment to support you a little better every time, now and in the future.





Performance

You have a clear objective: to get your work done productively and successfully while being relaxed. Kubota offers you the equipment that can best support you in this endeavour. Whichever tractor or implements you decide on, you can always count on proven quality, excellent performance, and co-ordinated features. In short: intelligent and reliable technology that gets you a decisive step closer to your goal.



Control

You want full control over what you are doing. Kubota provides you with perfectly integrated systems to help you achieve that. From machine optimisation to implement monitoring, you can control the tractor and resources easily from a single terminal. This not only provides you with a better overview of all work processes, but also allows you to work without stress.



Optimisation

You know exactly how you want to get your work done: efficiently, precisely, and most comfortably. Kubota gives you everything you need to obtain optimal results while remaining at ease. With our ISOBUS technology, precision farming solutions, and automatic steering system, you can apply seeds, fertilisers, and pesticides with extreme precision. This lowers your costs and reduces your workload.



Value protection

You know what it takes to be commercially successful: top performance with every task and top conditions over many years. Once again, Kubota offers solutions that fulfil what they promise. Our parts are manufactured to the same high standards and strict specifications as the Kubota machines.



Finance management

You want to improve your productivity, but not at any cost. With Kubota Finance, you can make your planned investment with ease, convenience, and safety. Whether financing or leasing, you benefit from professional advice and attractive conditions. All you need in order to gain the advantages of a technology that drives your success forward. Whether you need machines or services, you have full control of the costs.

#Technical data

Model		SC 1301	SC 1401	SC 1401F	SC 1601F	SC 1301C	SC 1401C
Application		Grain	Grain	Grain	Grain	Grain/Fertiliser	Grain/Fertiliser
Frame design		rigid	rigid	fold	fold	rigid	rigid
Min. power requirement	(hp)	95	120	150	190	95	120
Dimensions & weight							
Working width	(m)	3.00	4.00	4.00	6.00	3.00	4.00
Weight, approx. (incl. frontpacker+ track eradicator)	(kg)	4600	5400	5600	8120	4800	5600
Transport width	(m)	3.00	4.00	3.00	3.00	3.00	4.00
Hopper capacity	(l)	3000	3000	3000	4350	3000	3000
Attachment to tractor							
Lower link suspension CAT. 3N (825mm)		●	●	●	○	●	●
Lower link suspension CAT. 3 (965mm)		○	○	○	●	○	○
Lower link suspension CAT. 4 (965mm)		-	-	-	○	-	-
Required oil volume		> 90 l/min	> 90 l/min	> 90 l/min	> 90 l/min	> 90 l/min	> 90 l/min
Single-acting hydr. valve		1	1	1	1	1	1
Double-acting hydr.		1	1	1	1	1	1
Power requirement		12 V > 70 A	12 V > 70 A	12 V > 70 A	12 V > 70 A	12 V > 70 A	12 V > 70 A
Operation							
No. of CD coulters (16.7/12.5cm)		● (17/24)	● (24/32)	● (24/32)	● (36/48)	● (17/24)	● (24/32)
No. of CD double entry coulters (16.7/12.5cm)		-	-	-	-	○ (17/24)	○ (24/32)
CD coulters pressure	(kg)	100	100	100	100	100	100
CD coulters row spacing	(cm)	12..5 or 16.7	12..5 or 16.7	12..5 or 16.7	12..5 or 16.7	12..5 or 16.7	12..5 or 16.7
CD coulters staggering	(cm)	17.5	17.5	17.5	17.5	17.5	17.5
Number of ELDOS		1	1	1	2	2	2
Number of distribution heads		1	1	1	1	2-3	2-3
Press wheels (Ø 380 x 50mm)		●	●	●	●	●	●
Hydr. Clod board		○	○	○	○	○	○
Disc harrow (Ø 460mm)		●	●	●	●	●	●
Disc harrow (Ø 460mm) w. application tube		-	-	-	-	●	●
Offset tyre packer (Ø 900mm)		●	●	●	●	●	●
S-shaped following harrow (10mm)		●	●	●	●	●	●
Hydr. fan drive		●	●	●	●	●	●
Calibration Set		●	●	●	●	●	●
Maintenance platform		●	●	●	●	●	●
Headland Management		●	●	●	●	●	●
Electronic							
Seed depth adjustment via ISOBUS		Electro-hydr.	Electro-hydr.	Electro-hydr.	Electro-hydr.	Electro-hydr.	Electro-hydr.
Seed rate adjustment via radar		●	●	●	●	●	●
Number of level sensor		1	1	1	2	2	2
Fan speed sensor		●	●	●	●	●	●
ELDOS monitoring		●	●	●	●	●	●
Half-width shut-off electronic		-	-	-	●	-	-
Disc harrow depth adjustment via ISOBUS		Electro-hydr.	Electro-hydr.	Electro-hydr.	Electro-hydr.	Electro-hydr.	Electro-hydr.
Lighting kit (transport + in-hopper)		●	●	●	●	●	●
LED work light		○	○	○	○	○	○
Hopper weighing system (separate monitor)		○	○	○	○	○	○
Optional Equipment							
CD coulters double entry		-	-	-	-	○	○
Mid-mounted front packer (Ø 800mm)		○	○	○	○	○	○
Complete front packer (Ø 800mm)		○	○	○	○	○	○
Finger following harrow 12mm		○	○	○	○	○	○
Filling auger		-	-	-	○	-	-
Hydr. folding track marker with notched disc		○	○	○	○	○	○
Brake pneumatic/hydraulic		○ / ○	○ / ○	○ / ○	○ / ○	○ / ○	○ / ○
Track eradicator (2 times per track)		○	○	○	○	○	○
Extended drawbar up to 4.5m		○	○	○	○	○	○
Pre-emergence markers (central mark)		○	○	○	○	○	○
Soil flow harrow		○	○	○	○	○	○
iM Tellus for non ISOBUS tractor		○	○	○	○	○	○
iM Tellus for ISOBUS tractor		○	○	○	○	○	○

SC 1401CF	SC 1601CF
Grain	Grain/Fertiliser
fold	fold
150	190

4.00	6.00
5800	8400
3.00	3.00
3000	4200

●	○
○	●
-	○
> 90 l/min	> 90 l/min
1	1
1	1
12 V > 70 A	12 V > 70 A

●(24/32)	●(36/48)
○(24/32)	○(36/48)
100	100
12..5 or 16.7	12..5 or 16.7
17.5	17.5
2	2
2-3	2-3
●	●
○	○
●	●
●	●
●	●
●	●
●	●
●	●
●	●
●	●

Electro-hydr.	Electro-hydr.
●	●
2	2
●	●
●	●
-	●
Electro-hydr.	Electro-hydr.
●	●
○	○
○	○

○	○
○	○
○	○
○	○
-	-
○	○
○/○	○/○
○	○
○	○
○	○
○	○
○	○
○	○

● standard ○ option

The company reserves the right to change the above specifications without notice. This brochure is for descriptive purpose only. Some of the items pictured in this brochure are optional and not standard equipment. Please consult your local Kubota dealer for warranty, safety or product information. For your safety, Kubota strongly recommend the use of a seat belt in all applications.

©2019 Kverneland Group Soest GmbH

