



For Earth, For Life
Kubota

RA/TE

**KUBOTA HAY TOOLS
ROTARY TEDDERS
AND RAKES**

A complete program of tedders and rakes



SPEED UP YOUR




DRYING PROCESS



THE RIGHT TEDDER FOR EVERY FARM SIZE

Kubota's versatile range of CompactLine and ProLine tedders, prove to be dependable in all weather conditions. With working widths ranging from 17'1" (5.2m) to 43'8" (13.3m) there is a machine for every farm operation. All maintenance is minimized with standard features such as the heavy duty mainframe design, Super-C tines and an oil bath gearbox. Agile, powerful and versatile, Kubota tedders feature everything you need to get job done in an efficient manner.

MINIMUM M



Made from flat steel, the tine arms form a very compact and strong bond with the rotor plate. This makes a Kubota tine arm far more resistant to any type of load.

The Super-C tines can be locked in three positions. The pickup angle can be adjusted to suit different crop conditions. For heavy silages the angle can be set more aggressive and for fragile crop a more gentle angle can be chosen.

Combined with a 0.39" (10mm) shot-peened spring steel and a coil diameter of 3.15" (80mm) Kubota tines are the most durable and flexible tines in the market.

Super-C tines with symmetric springs ensure efficient pick-up and turning of the crop. Equally sized tines allow the crop load to be spread evenly on both tines, prolonging the tines lifespan.

Take the Lead in Beating the Weather

Kubota tedders help you produce high quality crop, even under difficult weather circumstances. Ever changing weather conditions often leave a very tight time window to prepare the crop. When the weather proves to be flexible, it is vital that your gear and equipment is just as flexible.

Kubota tedders are the right tool to produce quick and uniform crop dry downs. Kubota's rotor design allows for its Super-C tines to leave an airy and evenly spread crop. This in turn speeds up the drying process so you can chop or bale the crop in time. Kubota tedders allow you to react instantly to unpredictable weather conditions.


MAINTENANCE

THE SUPER-C TINE

In order to produce high quality silage or hay, the crop must be spread evenly across the field to facilitate a uniform drying process. The symmetric Kubota Super-C tines efficiently pick up the crop and turn it, allowing for a very efficient crop flow. The crop is spread evenly and thrown over a wide distance, which ensures that the wet crop is placed on top of dry crop.

Tines with same lengths have an added advantage in that the load is spread evenly on both tines, prolonging the lifespan of each tine.

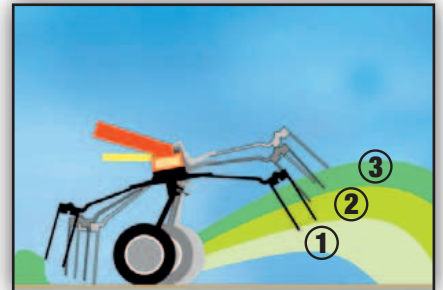
The Kubota Super-C tines are made from 0.39" shot-peened spring steel. Our spring coil diameter has a 20% larger diameter than conventional designs. This increases each tines service life, even when tedding large quantities of crop.



All Kubota tedders are built around a rugged, CNC bend, box chassis with only one welding seam for maximum rigidity.



Kubota tedders are fitted with 0.39" (10mm) a shotpeened steel spring and a 3.15" (80mm) diameter coil. These features allow it to be the most durable and flexible tine in the market.



Simple three-way adjustment of wheel height, allows the optimum spreading angle to be achieved according to crop conditions.

SPEED UP YOUR

KUBOTA TE4052T



The tines are automatically leveled for added ground clearance when folding into the transport position.



Pull type drawbar. Easy to attach.




Double U joints allow for a smooth transfer of power from the tractor to the rotors.

DRYING PROCESS

STRONG AND EASY TO MAINTAIN


The Kubota TE4052T features a maintenance friendly gearbox, with only one grease fitting. The gearbox is mounted directly to the frame that provides full support across the tedder.



The Kubota Super-C tines are made of 0.35" shot-peened spring steel for added strength and extended service life, even when tedding large quantities of crop. The tines are equal length, so no need to store two types of tines.



The Kubota TE4052T is built around a rugged box chassis, which is made out of one piece of metal with only one welded seam. The chassis design is fully enclosed at the top edge for maximum strength – This exceptionally strong design, allows the tedder to withstand the most severe loads.



The Hay Making Tedder

The Kubota TE4052T is designed to optimize performance for producing the ideal hay.

The four rotors, in combination with a wide overlap, ensure complete pick up of the hay and equal distribution over the entire working width. The Kubota TE4052T rotors are driven by a low maintenance gearbox with only one grease point. The bearings from the pinion and crown wheel ensure

maximum longevity of the driveline. The low weight of 904lbs (410kg) is ideal for applications with small tractors, or on hilly terrain.

Powerful Dimensions

This smaller model excels with a rotor plate diameter measuring 19.7" (500mm). The gearbox is mounted directly to the frame that provides full support across the tedder.



LOW POWER

KUBOTA TE6583T-TE8511T



Large Working Width, Low Horsepower Requirements

The TE6583T and TE8511T offer wide working widths of 27'3" (8.3m) and 36'1" (11.0m) respectively. Due to their trailed design, they are still ideal for lower horsepower tractors, which minimizes compaction and operating costs. Certainly a great advantage in times of escalating fuel prices. Each model is also fitted with a maintenance-free oil-immersed ProLine gearbox, allowing for years of maintenance free service.

Maintenance Reduced to a Minimum

The TE6583T and TE8511T are extremely pleasant to work with. The ball bearings of the hinges are life span lubricated. In combination with the maintenance-free gearbox, maintenance of the entire tedder is reduced to a minimum.

Easy Transport

Kubota's TE6583T and TE8511T are both easily converted from working to transport position. Wheels are fixed during transport, ensuring very smooth and stable running.

The rotor wheels have been upgraded to 18.0" to ensure stability during both transport and work positions. Both models are approved for 25 mph.

REQUIREMENT



Drawbar attachment.



Pin-hitch attachment.



Fast and easy height adjustment.



From the tractor, the machine is easily converted from transport to working position.

Pin-Hitch or Drawbar Attachment

Both, TE6583T and TE8511T offer the unique option of either pin-hitch or drawbar attachment. You simply refit a pin for continental pin-hitch attachment or linkage drawbar attachment.

Continental pin-hitch attachment will not put the pto-shaft at risk, and makes for very easy attachment without difficulties.



Fast transport, low height.

MAXIMUM



KUBOTA TE6576CD - TE8590CD

High Performance – Low Input

Are you the owner of a low horsepower tractor, that you would like to utilize for your tedding operation? Kubota's TE6576CD and TE8590CD are the ideal combination of high working width, low horsepower requirements and fast and stable transport.

Transport Wheels

Both TE6576CD and TE8590CD come standard with hydraulic border tedding. While transporting on the transport wheels, the tedder's weight rests on the running gear, rather than on the tractor's rear axle. The optimized oil-immersed driveline is conducive with low horsepower tractors. This allows the operator to easily use a small tractor and still operate at wide working widths - the ideal solution that saves both fuel and running costs.

The transport wheels fold hydraulically towards the center of the machine, providing for a low center gravity and improved balance. All folding is fully automatic to eliminate the risk of operator error. One double-acting spool is required to operate the tedder. A wide track on the transport carrier ensures excellent running characteristics - even at high speed.

EFFICIENCY

TRANSPORT RUNNING GEAR



A third wheel allows for better tracking and more accurate tedding action. This wheel also helps adjust the tedding height.



In transport position the weight of the carrier frame rests on the center part of the machine and the tractor drawbar.



The wide track of the transport wheels ensures stability during roading of the machine.

HIGH CAPAC

KUBOTA TE8511C-TE10514C



Sheer Efficiency

These machines offer a new dimension in efficiency and stability. Up to 10 rotors with 7 tine arms each, can neatly spread five 10" (3m) swaths. The solid design is your guarantee of a long lifetime, even when working in the toughest conditions. Its' large gears, sturdy shock proof bearings and oil-immersed drive system require zero lubrication.

Easy Handling

These easy to use machines are operated fully hydraulically and can be controlled from the tractor cab. High ground clearance and a wide wheelbase provide absolute road stability at high transport speeds. The folding mechanism and conversion to border tedding is hydraulic, and controlled from the tractor seat.



Strong and stable wheels for transport.

ITY TEDDERS

Minimum Maintenance

All vital parts are enclosed in a permanent oilbath for extreme durability and stability. The bearings offer a further innovation, with which the individual framework construction units are connected. The ball bearings are life span lubricated. This absolutely maintenance-free kind of storage guarantees maximum stability and life span.

Unique Transport Solution

Both tedders offer a unique transport solution that improves total work of the tedder. In transport position the outer rotors are folded forward onto a carrier frame. A transport height of 11' (3.35m), and a transport width of less than 9'10" (3.0m) is achieved this way. The carrier frame allows the tedders to move forward quickly and easily, when going from one field to another.



Fast and efficient conversion from transport to working position.



During transport both tedders have a height of 11'2" (3.4m) and a width below 9'10" (3.0m).



Excellent adaptation to ground contours, along with exceptional manoeuvrability.



For border tedding the outer rotors are pivoted, to secure evenly inward spreading.



80° turning angle ensures excellent manoeuvrability.

KUBOTA RAKES - DUR



ProLine

Kubota's ProLine rakes feature a drive system, which houses oil-immersed pinion and crown wheels. The fully enclosed design of the gearbox ensures full and permanent lubrication, making the entire system absolutely maintenance-free.

Our extensive experience guarantees that our machines come with well-proven technology. The hardened

cam track is adjustable, and with a large 15.7" (400mm) diameter, it gives positive guidance to the steel rotors and reduces the machine's noise level. The unique shape of the curved discs allows the tine arms to exit the crop faster, leaving a more uniform swath formation.

An aluminum bearing housing, with two integral ball bearings and a wide support, provide solid and

maintenance-free tine arm mounting. Additionally, all of the tine arms and their housing are removable by simply unscrewing 3 bolts. Which allows for fast and easy repair if needed.

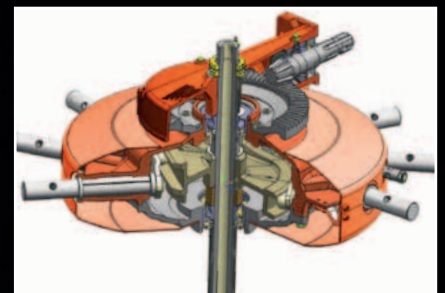
CompactLine

Kubota's CompactLine rakes feature oil-immersed cam discs, guide rollers and tine bearings, alleviating maintenance on these components.

ABILITY EXAMPLIFIED



Maintenance-free ProLine rotor with individually detachable tine arms.



Maintenance-friendly CompactLine rotor head within a fully enclosed, oil-filled housing.

Strong tine arms and bearings in an oil bath, ensure longevity and easy maintenance.

All rakes are fitted with curved tine arms, to ensure a regular and even swath formation. Additionally the curved shape prevents material from being pushed towards the rotor and allows a higher lift out of the swath. Our expert knowledge in producing the right swath, not only optimizes the capacity of the baler, but also increases the quality of the forage.

Outstanding Durability

The Kubota rakes are equipped for maximum raking performance. The CompactLine rakes all feature 0.35” wire diameter tines, whereas the ProLine rakes include heavy duty 0.39” wire diameter tines for outstanding durability.

Exceptional Raking Performance

With up to 13 double tangential tine arms and up to 5 double tines per arm, Kubota rakes are equipped for maximum raking performance. The high tine frequency ensures clean raking performance even at reduced rpm and high forward speed. An endlessly adjustable cam track allows for fine tuning to obtain the optimum raking and swath formation according to crop conditions.

MACHINES FOR SM



KUBOTA RA1035-RA1042T-RA1047T

The Compact Range

For smaller raking operations, Kubota offers models designed for use on lower horsepower tractors, while still delivering similar raking performance compared to its higher specification machines. With a pivoting three point linkage machine as well as a trailed version, there is a model to suit any need, from lowland farmers, to the users working on steep hillsides.

The trailed machine comes standard with tandem axles.

For the 3-point mounted machine the tandem is an optional, as well as the third wheel for improved ground following ability.

Kubota 'Compact' Rotor

The rotor is grease lubricated within a fully enclosed housing. The maintenance-free cam track, cam followers, as well as the bearings of the rotor star axles, are permanently running in an oil bath. Both the rotor and pinion shaft are mounted on two bearings for maximum strength and long service life.

ALLER TRACTORS

CURVED TINE ARMS

All Kubota CompactLine rakes feature cranked tine arms for significantly cleaner raking performance and optimised swath formation. This design ensures that the row of tines on each

tine bar has a more effective approach angle to the oncoming crop, and also gives a cleaner lift out of the tine from the formed swath.



RA1047T - trailed, low input rake, yet still delivering 15'1" (4.6m) working width.



RA1042T designed for low hp tractors, while still delivering 13'9" (4.2m) working width.



RA1042T and RA1047T can conveniently be raised up to a height of 1'7" (50cm) from the tractor driver's seat.



4 wheel 18.5" pivoting tandem axles offer excellent ground contour following for clean, even windrows.



A pivoting 3-pt headstock ensures perfect ground following.



RA1035 - For reduced transport and storage width, tine arms can be placed on the carrier frame.



Easy setting of correct rotor height.

THE MULTI-TALE

KUBOTA RA2071T EVO-RA2071T VARIO



Flexible Raking

The trailed RA2071T EVO and RA2071T VARIO are designed to work in a variety of crop conditions. The twin rotors work independently from each other, making it possible to collect either one large swath or two smaller swaths. Alternatively, the rakes can place two large swaths into one, allowing for a total of up to 41' (12.5m) crop to be gathered into one swath.

All Functions At Arms Length

All functions can be controlled from the tractor cab. A rope needs to be pulled to activate lifting of the swath board. Hydraulic lifting of swath board is standard.

VARIO Specification

The VARIO version also offers the SideShift system, which comprises electro-hydraulic control of all functions.

Easy Conversion from Working to Transport Configuration

There's no need to remove tine arms when converting the RA2071T into transport position. The swath board is lifted hydraulically and transport width is reduced to 9'10" (3m) (to reach 8'1" (2.45m) the tine arms can be removed).

UNTED MACHINE



With 20" (50cm) lifting height, swaths are easily crossed.



Pulled axle suspension for smooth running and reduced power requirement.



SideShift to the right - conveniently passing trees.



SideShift to the left - raking without driving on unraked crop.



Wide angle PTO shaft - for increased maneuverability.



Both rakes are capable of placing small night swaths for hay crops.

Kubota TerraLink – 5-Fold Benefits

- Absolutely maintenance and wear-free.
- Superb tracking in road transport.
- Trailed axle configuration enhances quiet running and reduces tractor input power, particularly in wet conditions.
- Boogie axles on front rotor with 18.5" tires, for perfect ground following and stability on slopes.
- As an option, these machines can be equipped with up to 6 wheels per rotor, ensuring outstanding ground contour following and stability on hillsides.



COMPACTLINE GEN

KUBOTA RA2072-RA2076



The ability to make sharp turns up to 80° and the cross stabilizer in the headstock are unique Kubota features.



The hydraulically adjustable rotors can be set at 20'4"-23'11" (6.2-7.3m)...



...and 23'-25'7" (7.0-7.8m) for RA2072 and RA2076 respectively.

TER SWATH RAKES



Compact Design – High Performance

These CompactLine double rotor, center swath rakes are perfect for smaller professional operations and as entry models into the twin rotor segment. Simple, but highly efficient machines, with a lot of features offered only by Kubota.

- CompactLine gearbox
- Curved tine arms
- Low point of gravity
- TerraLink Quattro

Unique Maneuverability

Kubota's RA2072-RA2076 has a carrier frame that allows for controlled rear steering and turns up to 80°. This is ideal for making tight turns on headlands and productive swathing, even in awkwardly shaped fields. When in headland position, an outstanding lifting height of 18", prevents swath damage.

These rakes offer hydraulically adjustable working width, perfectly matching loader wagons, balers and foragers. Swath widths can be set at 3'11"-7'3" (1.2-2.2m).



Easy setting of rotor height for accurate raking performance.



To limit transport height further, the tine arms can be removed. The swath board folds up automatically.



Single activation of rotors, has ability to rake the crops away from fence lines.

OBVIOUS SIDE EFFECT

KUBOTA RA2577



Center of gravity is close to the ground, allowing for excellent stability.



The side delivery concept allows you to collect crop from 49'3" (15m) into a single swath.



Active wheel steering for improved manoeuvrability in combination with large wheels for reduced compaction.

RA2577

The RA2577 ProLine double rotor rake delivers a working width of 25'3" (7.7m). The high capacity side delivery concept adds excellent flexibility in swath formation and allows you to collect crop from a working width of up to 49'3" (15m) into one swath.

The high build main frame concept offers excellent ground clearance in headland position. Actively steered wheels allow sharp turning, both on headlands and during transport when passing narrow gateways.

With large 380/55-17 tires the machine is very stable and protects the soil structure.

RA2577 is fitted with the renowned ProLine gearbox, with its maintenance-free oil bath solution. The shape of the massive 15.7" (400mm) curve disc, allows the tine arms to leave the crop faster, leaving a more uniform swath shape. In addition the rotors features 12 tine arms on the front rotor, each with 4 tines, and 13 tine arms, each with 5 tines on the rear rotor. This ensures

more accurate raking performance and allows higher forward speed.

The carrier frame features a lower position of the rear frame. In addition RA2577 is fitted with the Kubota TerraLink Quattro wheel system for superb ground contour followings. This system controls the rotor in 3 dimensions. For fast and safe transport from field to field, RA2577 can be optionally equipped with a hydraulic swath board.

EFFICIENCY DOUBLED

KUBOTA RA2069 EVO/VARIO



Generous overlap between rotors ensure clean raking.



Pivoting pulled front wheels protect the rotor from going into the ground.



These machines feature a headstock that turns through a 80° angle for superior manoeuvrability.

RA2069 EVO/VARIO

These side delivery rakes have a working width of 22'8" (6.9m). In addition the VARIO model offers the possibility of raking two separate swaths. It is the perfect match for areas with large variations in the amount of crop, giving you the possibility to rake either one pass or several meters into a single swath. This ensures a perfect swath with the right volume for the following machine. The two rotors provide generous overlapping, and the cam

tracks are matched to each other to transfer the material uniformly. 15.7" (40cm) lifting height ensures that existing swaths remain undamaged when crossing.

With a working width of 22'8" (6.9m), the machine rakes up double swaths of up to 42'8" (13m). There are 11 removable tine arms equipped with 4 tines on the front and 12 arms with 5 tines on the rear rotor, in order to compensate for the higher load going through the second rotor.

A host of exciting details such as the well thought-out continuous driveline make RA2069 EVO/VARIO a universal machine suited for a wide range of applications. Also featured are trailing front boogie wheels made for tight cornering, without the risk of tilting the rotors and tines scraping the ground.

THE TOUGH AND

KUBOTA RA2584



ProLine 10mm diameter tines.



Hydraulically adjustable working width between 24'11" (7.6m) and 27'7" (8.4m).



Heavy Duty Rake

With an adjustable working width ranging from 24'11" (7.6m) to 27'7" (8.4m), this heavy duty rake produces the ideal windrow, efficiently maximizing the harvest process. At the heart of RA2584 is the heavy-duty ProLine gearbox.

Kubota Sets New Standards

Kubota's RA2584 has a carrier frame with controlled steering, giving this rake excellent following characteristics, and allowing for tight turns on headlands and productive

STURDY RAKE



Kubota's RA2584 is hydraulically powered into transport position from the tractor cab.



With tine arms removed, transport is as low as 11'4" (3.45m).




The ability to make sharp turns up to 80° and the cross stabilizer in the headstock are unique Kubota features.

swathing even in awkwardly shaped fields. During headland turns, the rotors lift to allow for a 18" of clearance from the ground to prevent any windrow damage.

The RA2584 can also be fitted with an optional lifting arm suspension. This fully mechanical system transfers weight from the rotor onto the carrier, which is very useful in rough conditions and when raking straw. The v-shape driveline is strong and very reliable.

MAINTENANCE-FREE OPERATION

- Endlessly adjustable cam track for easy adjustments to different crop conditions.
- Injection moulded aluminium tine arm support housings provide strength and reduced weight.
- All tine arms including housing can be removed individually by just removing 3 bolts.
- Oil-immersed crown wheel and pinion reduces wear to a minimum.
- Pinion gear with two bearings separate from the main drive line, keeping pinion and crown wheel securely in place.
- Flat 16" (40cm) cast iron cam track with optimised shape, for smooth tine arm control and reduced running speed.
- Unique 4-point ball bearing on crown wheel ensures efficient power transfer to the tine arms.
- Guide rollers with hardened surface minimises wear on cam track and cam follower.
- Heavy duty ball bearings with large distance for excellent support of tine arm shafts.



SPECIFI

Kubota Models	TE4052T	TE6576CD	TE6583T	TE8590CD	TE8511T	TE8511C	TE10514C
CompactLine	•	-	-	-	-	-	-
ProLine	-	•	•	•	•	•	•
Dimensions & Weight							
Working width* ft (m)	17'1" (5.20)	24'11" (7.60)	27'3" (8.30)	29'6" (9.00)	36'1" (11.00)	36'1" (11.00)	43'8" (13.30)
Width, working position ft (m)	17'9" (5.40)	25'7" (7.80)	28'5" (8.65)	30'7" (9.35)	37'1" (11.30)	37'1" (11.30)	45'3" (13.80)
Transport width ft (m)	9'6" (2.90)	9'9" (3.0)	9'10" (2.99)	9'9" (3.0)	9'6" (2.90)	9'9" (2.98)	9'9" (2.98)
Transport length ft (m)	8'6" (2.10)	12'6" (3.80)	17'9" (5.40)	12'6" (3.8)	23'8" (7.20)	19'6" (6.20)	19'6" (6.20)
Storage height ft (m)	8'8" (2.40)	12'8" (3.85)	4'1" (1.25)	11'4" (3.45)	4'1" (1.25)	10'10" (3.40)	10'10" (3.40)
Weight approx. lbs (kg)	904 (410)	2646 (1200)	1984 (900)	3087 (1400)	2679 (1215)	3571 (1620)	5071 (2300)
Capacity theor. (ha/h)	4.2	6.1	6.6	7.2	8.8	8.8	10.7
Attachment							
Three-point, tracking	Cat. I+II	-	-	-	-	-	-
Linkage drawbar	•	-	•	-	•	-	-
Two-point, linkage arms	-	Cat. II	-	Cat. II	-	Cat. II	Cat. II
Rotors/Tines/Guard							
No. of rotors	4	6	6	8	8	8	10
No. of tine arms / rotor	6	7	7	6	7	7	7
Tine adjustment system	•	•	•	•	•	•	•
Adjustment of spreading angle	-	•	-	•	-	•	-
Cab contr. border clearing system, Hydr.	-	•	o	•	-	•	•
Reduc. gearbox for night swaths	o	o	o	o	o	o	o
Tires/Axles/Lights							
Wheels	16x6.5-6	16x6.5-6	18x8.5-8	16x6.5-6	18x8.5-8	16x6.5-6	16x6.5-6
Tires on central unit	-	18.5x8.5-8	-	18.5x8.5-8	-	18.5x8.5-8	18.5x8.5-8
Front wheel (16x6.50-8)	-	•	-	•	-	-	-
Tandem axles	o	-	-	-	-	-	-
Warning panels with integr. lighting	o	•	•	•	•	•	•
• = standard o = optional - = not available							
*(DIN 11220)							



Kubota TE4052T.



Kubota TE6576CD.



Kubota TE6583T.



Kubota TE8511T.



Kubota TE8511C.

CATIONS

Kubota Models	RA1035	RA1042T	RA1047T	RA2069 EVO	RA2069 VARIO	RA2071T EVO / VARIO	RA2072	RA2076	RA2577	RA2584
CompactLine	•	•	•	•	•	•	•	•	-	-
ProLine	-	-	-	-	-	-	-	-	•	•
Dimensions & Weight										
Working width ft (m)	11'6" (3.50)	13'9" (4.20)	15'1" (4.60)	22'8" (6.90)	22'8"/22'12" (6.90/7.70)	21'8"/23'4" (6.60/7.10*)	20'4"/23'11" (6.20/7.30)	23'/25'7" (7.00/7.80)	25'3" (7.70)	24'11"-27'7" (7.60-8.40)
Transport width ft (m)	5'9" (1.75)	6'7" (2.00)	7'11" (2.40)	9'2" (2.80)	9'2" (2.80)	9'10" (3.00)	9'2" (2.80)	9'2" (2.80)	9'9" (2.98)	9'9" (2.98)
Transport length ft (m)	11' (3.35)	13'2" (4.00)	11' (4.75)	27'9" (8.45)	27'9" (8.45)	24'9" (7.55**)	19'4" (5.90)	19'4" (5.90)	19'4" (5.90)	20'6" (6.25)
Parking height ft (m)	5'7" (1.70)	7'7" (2.30)	7'7" (2.65)	11'3"/13'5" (3.45**/4.10)	11'3"/13'5" (3.45**/4.10)	-	12'10 (3.90)	11'4"/13'5" (3.45**/4.10)	12'4"/14'5" (3.70**/4.40)	11'4"/13'5" (3.45**/4.10)
Weight lbs (kg)	926 (420)	1257 (570)	1466 (665)	3858 (1750)	4266 (1935)	2976/3086 (1350/1400)	3615 (1640)	3616 (1640)	5049 (2290)	4299 (1950)
Swath width ft (m)							3'11"-7'3" (1.20-2.20)	3'11"-7'3" (1.20-2.20)		4'7"-7'3" (1.40-2.20)
Capacity theo. (ha/h)	3.9	4.6	5.1	7.6	7.6	7.3	7.5	8.4	8.5	9.2
Hitching system										
Pivoting 3-pt headstock (cat.)	1/2	-	2	-	-	-	-	-	-	-
Lower links (2-pt.)	-	-	-	•	•	-	•	•	•	•
Linkage drawbar	-	•	-	-	-	•	-	-	-	-
Gauge wheel 16°	o	o	o	-	-	o	-	-	-	-
Rotors/Tine arms/Tines										
Rotor diameter ft (m)	9'2" (2.80)	11' (3.35)	12' (3.65)	11' (3.35)	11' (3.35)	9'8" (2.95)	9'10" (3.00)	11' (3.35)	12' (3.65)	12' (3.65)
Swath delivery	left	left	left	left	left	left	center	center	left	center
Number of rotors	1	1	1	2	2	2	2	2	2	2
Number of arms per rotor	10	11	13	11/12	11/12	11/12	11	11	12/13	2x12
Number of double tines/arm	4	4	4	4/5	4/5	4	4	4	4/5	4
Tine diameter inch (mm)	0.35 (9)	0.35 (9)	0.39 (10)	0.35 (9)	0.35 (9)	0.35 (9)	0.35 (9)	0.35 (9)	0.39 (10)	0.39 (10)
Continuous cam track	-	-	•	-	-	-	-	-	•	•
Detachable tine arms	•	•	•	•	•	•	•	•	•	•
Height adjustment	mech.	mech.	mech.	mech.	mech.	hydr./mech.	mech.	mech.	mech.	mech.
Wheels and axles										
Tires (rotors)	16x6.50-6	18.5x8.50-8	16x6.50-6	16x6.50-6	16x6.50-6	18.5x8.50-8	16x6.50-6	16x6.50-6	16x6.50-6	16x6.50-6
Fixed tandem axle	o	•	•	-	-	•	o	o	-	o
Pivoting tandem axle	-	-	o	-	-	-	-	-	-	-
Stand. Tires (carrying frame)	-	-	-	10.0/75-15.3	10.0/75-15.3	-	10.0/75-15.3	10.0/75-15.3	380/55-17	380/55-17
Optional equipment										
Carrier arm compensating	o	-	•	-	-	-	-	-	-	-
Locking catch for slopes	o	-	•	-	-	-	-	-	-	-
Safety accessories										
Road lights	o	o	•	•	•	•	•	•	•	•

• = standard o = optional - = not available

* = double swath ** = with detached tine arms and lowered headstock



Kubota RA1042T.



Kubota RA2071T.



Kubota RA2076.



Kubota RA2577.



Kubota RA2584.

The company reserves the right to change the above specifications without notice. This brochure is for descriptive purpose only. Some of the items pictured in this brochure are optional and not standard equipment. Please consult your local Kubota dealer for warranty, safety or product information. For your safety, Kubota strongly recommend the use of a seat belt in all applications.

©2016 Kubota Canada Ltd.



KUBOTA CANADA LTD.

Kubota Canada Ltd.
Head Office: 5900 14th Avenue, Markham, Ontario L3S 4K4 Tel (905) 294-7477

Visit our web site at: www.kubota.ca