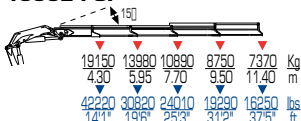
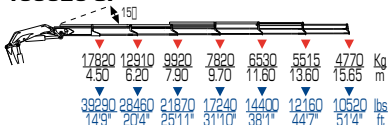




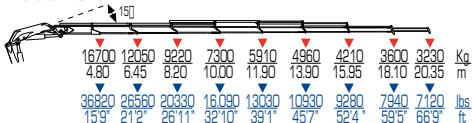
100024 SP



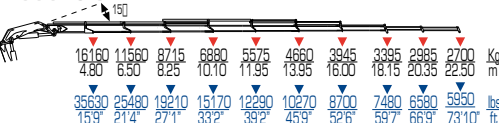
100026 SP



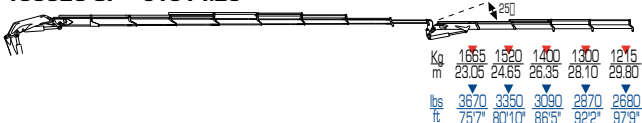
100028 SP



100029 SP



100028 SP + J1614.25



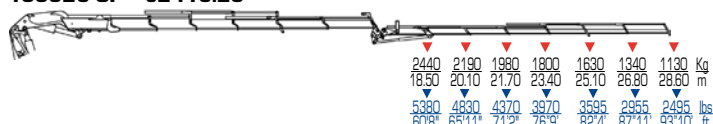
100028 SP + J1616.25



100026 SP + J2414.25



100026 SP + J2416.25



	tm	ft lbs	l/min	gals/min	Mpa	Psi
100024 SP	84	600340	90	29	35	5080
100026 SP	80	578640	90	29	35	5080
100028 SP	79.7	575020	90	29	35	5080
100029 SP	77.5	560560	90	29	35	5080
100026 SP + J2414.25	-	-	90	29	35	5080
100026 SP + J2416.25	-	-	90	29	35	5080
100028 SP + J1614.25	-	-	90	29	35	5080
100028 SP + J1616.25	-	-	90	29	35	5080