

# LOADER CRANE PK 65002 SH

HOME



THE NEW PALCOM P7

P-FOLD

# LOADER CRANE PK 65002 SH

HOME

OVERVIEW

SPECIAL FEATURES

VIDEO

ABOUT US

## EVERYTHING UNDER CONTROL. THE NEW PALCOM P7

When PALFINGER combines its customers' demands and all of the company's expertise into a single product, the outcome can only be revolutionary: the new PALCOM P7, PALFINGER's first in-house development in the field of loader crane remote controls. Ergonomically designed and packed to the hilt with innovative control functions and safety features, this remote control system enables effortless, safe and easy operation.

[PALFINGER.COM](http://PALFINGER.COM)



THE NEW PALCOM P7

P-FOLD

# LOADER CRANE PK 65002 SH

HOME

OVERVIEW

SPECIAL FEATURES

VIDEO

ABOUT US

## HOW TO FOLD A CRANE ? EITHER THE ORIGAMI WAY OR WITH P-FOLD.

**Perfectly folded by fingertip control**  
The new assistance system P-Fold makes folding and unfolding an easy job for the crane operator. All movements of the crane are activated by only one control lever. This significantly increases operator comfort and prevents costly damage.

**PALFINGER.COM**



THE NEW PALCOM P7

P-FOLD

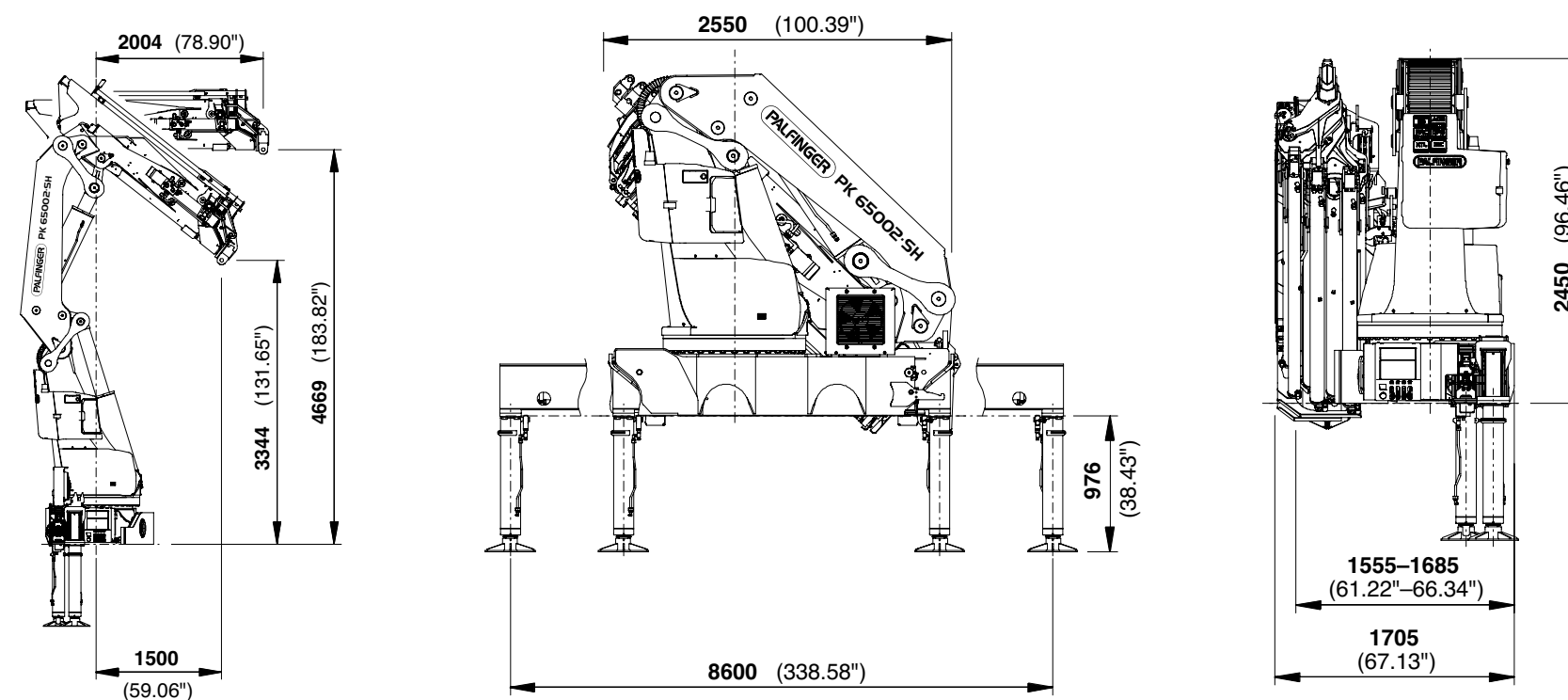


# LOADER CRANE PK 65002 SH

## OVERVIEW

### MAXIMUM LIFTING CAPACITY. HPSC OPENS UP CRANE APPLICATIONS EVEN IN TIGHT SPACES.

- Maximum reliability due to PAL 150
- More efficiency with fly jib due to DPS Plus
- Maximum precision and safety due to optional AOS
- Increased operating times due to low-maintenance extension system
- Practical and attractive due to Functional Design



# LOADER CRANE PK 65002 SH

## OVERVIEW

### TECHNICAL SPECIFICATIONS

#### TECHNICAL SPECIFICATIONS (EN 12999 HC1 HD5/B3)

Max. lifting moment	62.0 mt / 608.0 kNm	448400 ft.lbs
Max. lifting capacity	22000 kg / 215.8 kN	48500 lbs
Max. hydraulic outreach	20.4 m	66' 11"
Max. manual outreach	25.1 m	82' 4"
Max. outreach (with fly-jib)	32.6 m	106' 11"
Slewing angle	continuously variable	
Slewing torque with 1 gear	4.5 mt/44.1 kNm	32560 ft. lbs
Slewing torque with 2 gears	7.0 mt/68,7 kNm	50640 ft. lbs
Stabiliser spread	8,6 m	28' 3"
Fitting space required (std.)	min. 1,56 m/5' 1"	max. 1,71 m/5' 7"
Width folded	2.55 m	8' 4"
Max. operating pressure	365 bar	5293 psi
Recommended pump capacity from 100 l/min		26.4 US gal./min
	to 120 l/min	31.7 US gal./min
Dead weight (std.)	5040 kg	11110 lbs

# LOADER CRANE PK 65002 SH

HOME

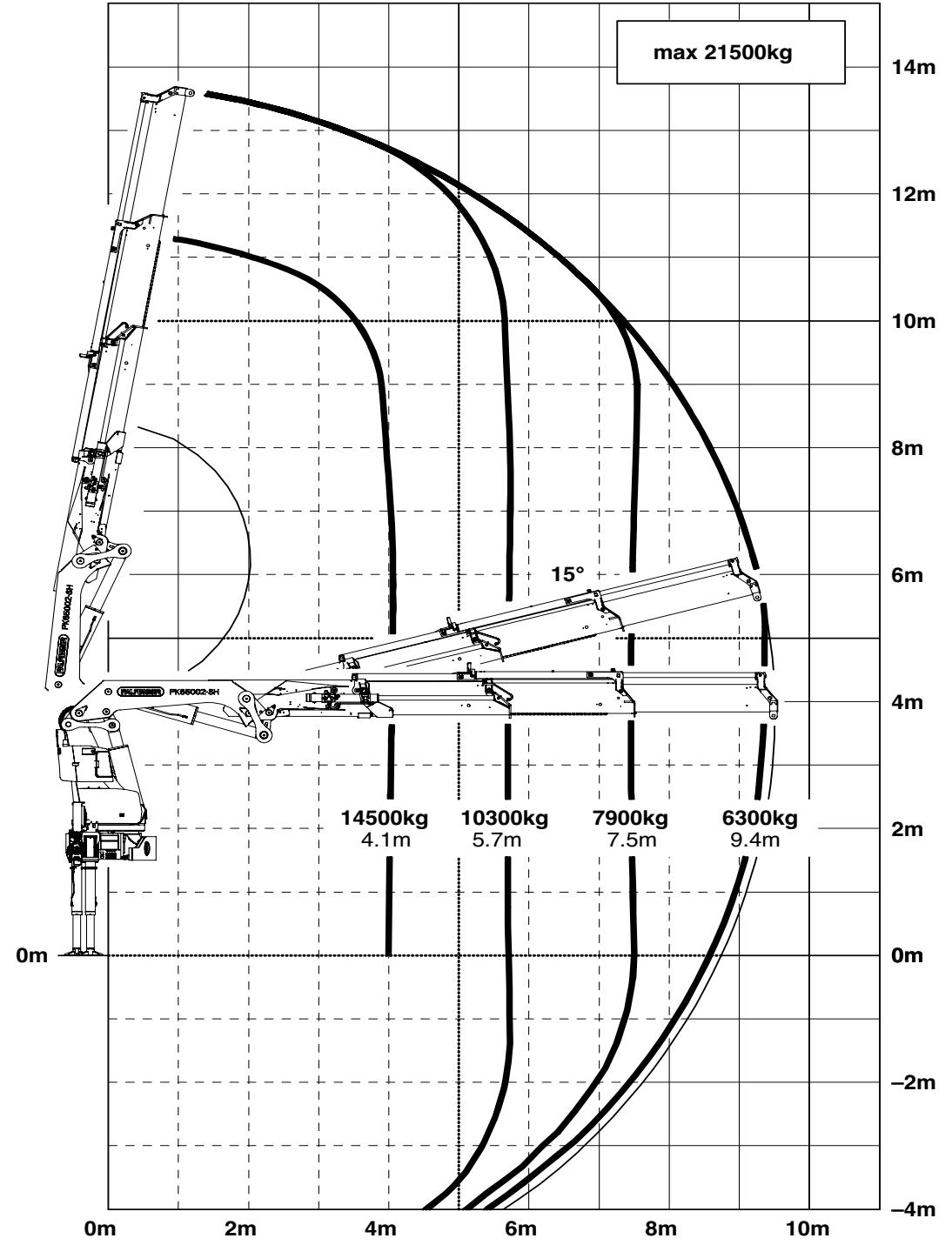
OVERVIEW

SPECIAL FEATURES

VIDEO

ABOUT US

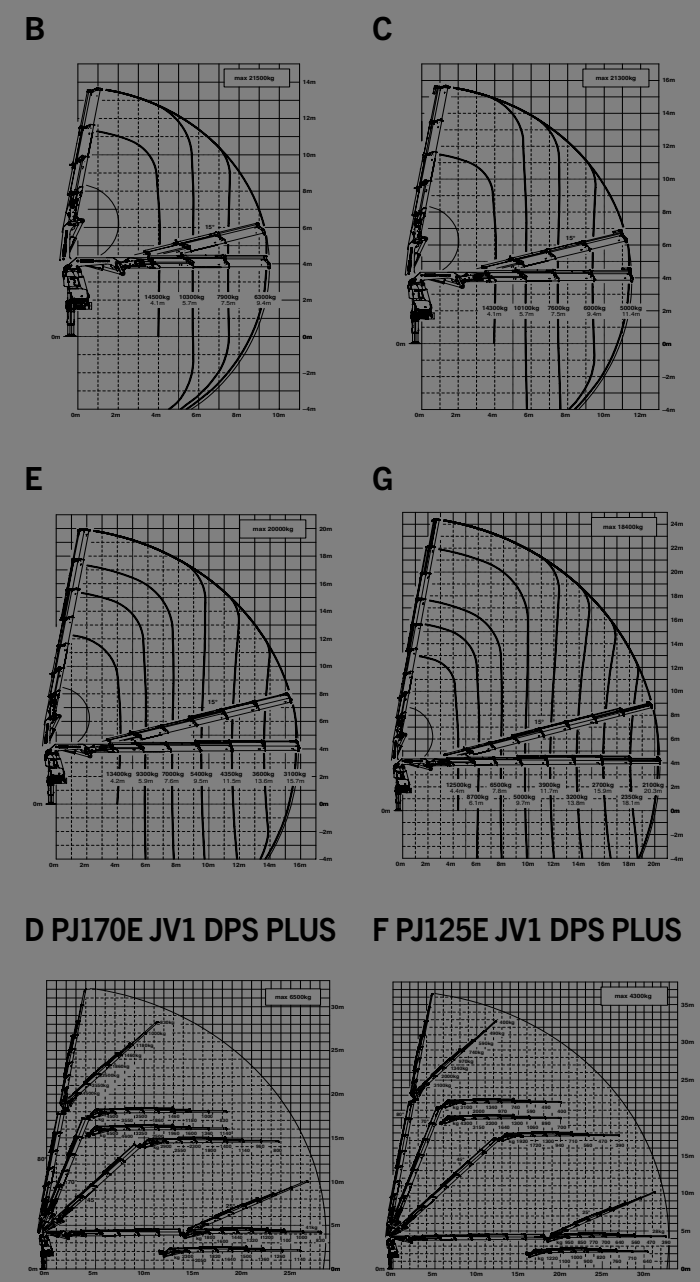
**B**



max.			21500 kg	47400 lbs
4.1 m	13' 5"		14500 kg	32000 lbs
5.7 m	18' 8"		10300 kg	22700 lbs
7.5 m	24' 7"		7900 kg	17400 lbs
9.4 m	30' 10"		6300 kg	13900 lbs

POSSIBLE USES

3)



1/5' 7"

/min

/min

# LOADER CRANE PK 65002 SH

HOME

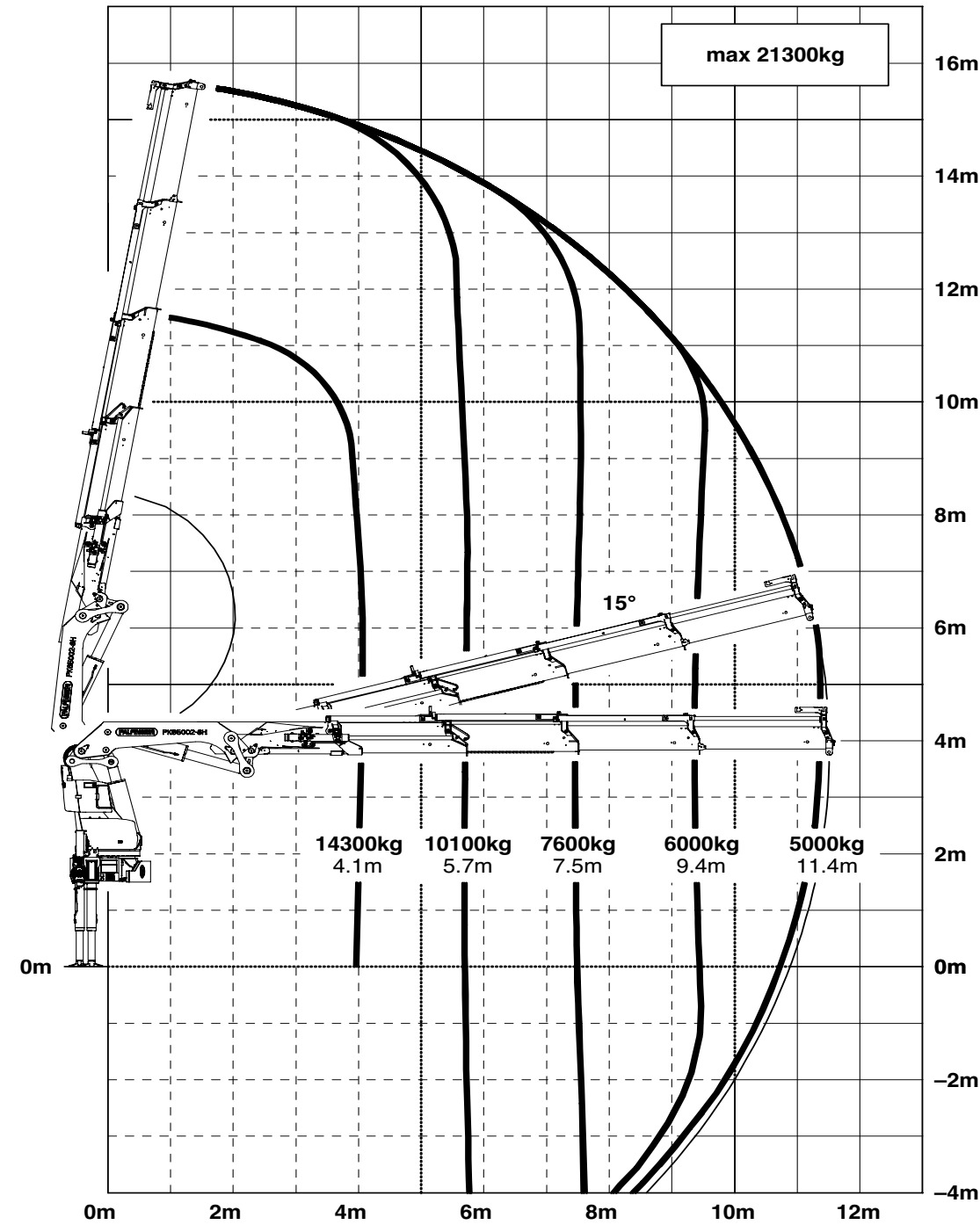
OVERVIEW

SPECIAL FEATURES

VIDEO

ABOUT US

**C**



max.		21300 kg	47000 lbs
4.1 m	13' 5"	14300 kg	31400 lbs
5.7 m	18' 8"	10100 kg	22200 lbs
7.5 m	24' 7"	7600 kg	16800 lbs
9.4 m	30' 10"	6000 kg	13300 lbs
11.4 m	37' 5"	5000 kg	10900 lbs

POSSIBLE USES

3)

S

S

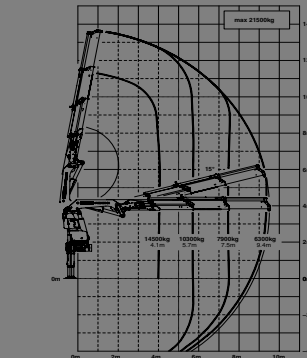
S

1/5' 7"

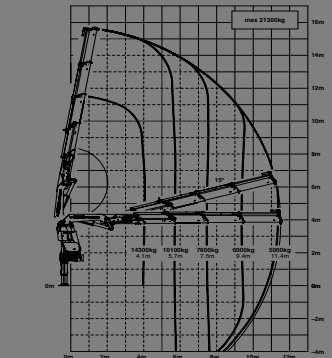
/min

/min

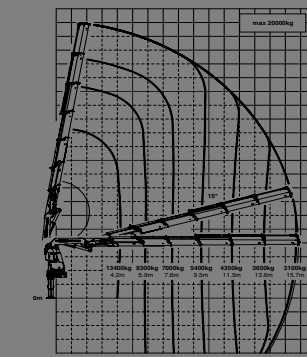
**B**



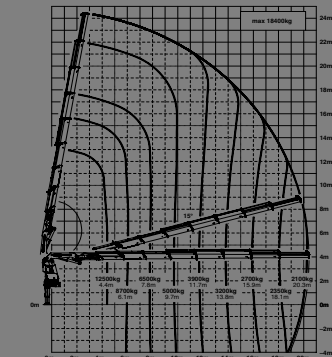
**C**



**E**

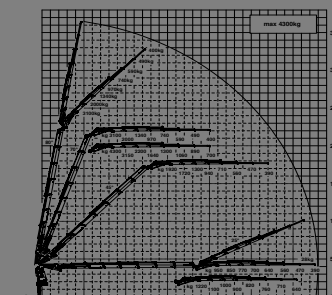
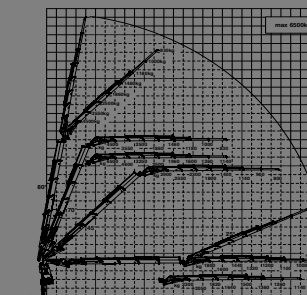


**G**



**D PJ170E JV1 DPS PLUS**

**F PJ125E JV1 DPS PLUS**



# LOADER CRANE PK 65002 SH

HOME

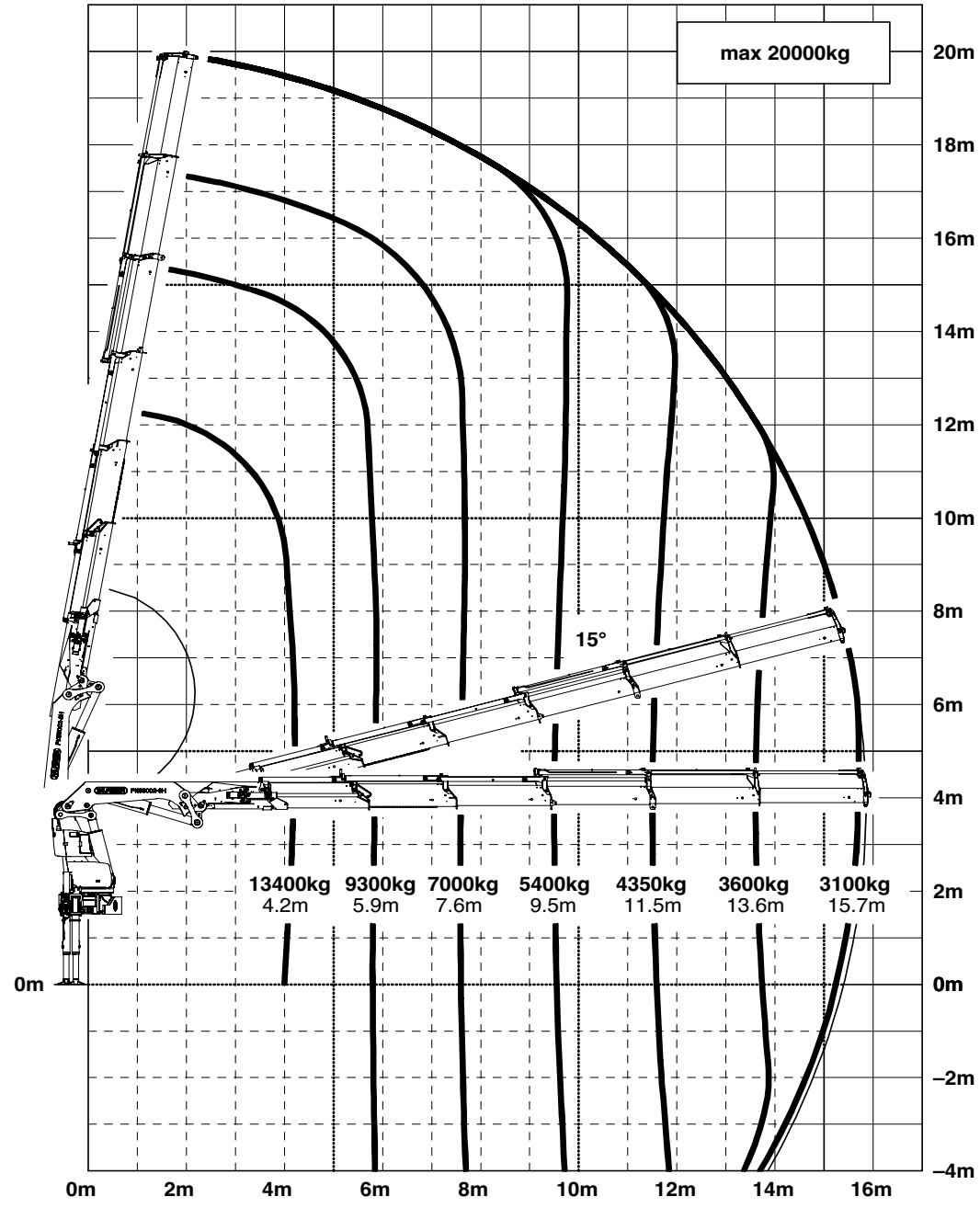
OVERVIEW

SPECIAL FEATURES

VIDEO

ABOUT US

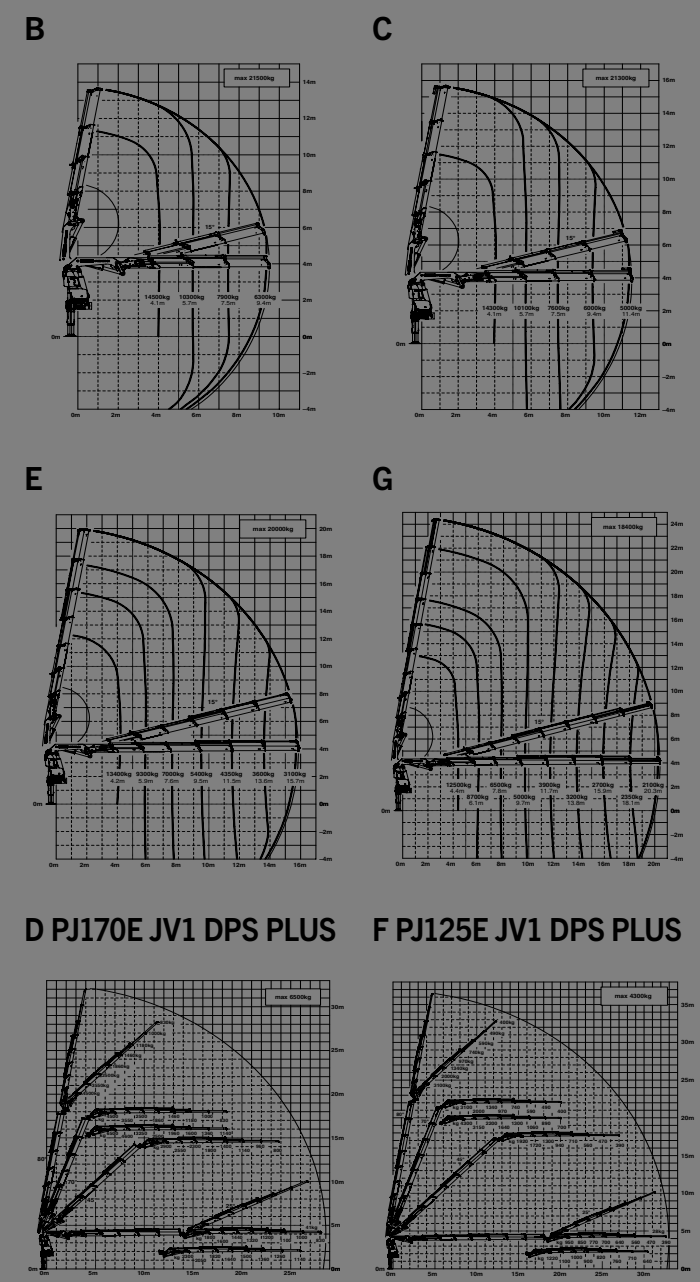
**E**



max.			20000 kg	44100 lbs
4.2 m	13' 9"		13400 kg	29500 lbs
5.9 m	19' 4"		9300 kg	20600 lbs
7.6 m	24' 11"		7000 kg	15300 lbs
9.5 m	31' 2"		5400 kg	11900 lbs
11.5 m	37' 9"		4350 kg	9600 lbs
13.6 m	44' 7"		3600 kg	8000 lbs
15.7 m	51' 6"		3100 kg	6800 lbs

POSSIBLE USES

3)



/min

/min



# LOADER CRANE PK 65002 SH

HOME

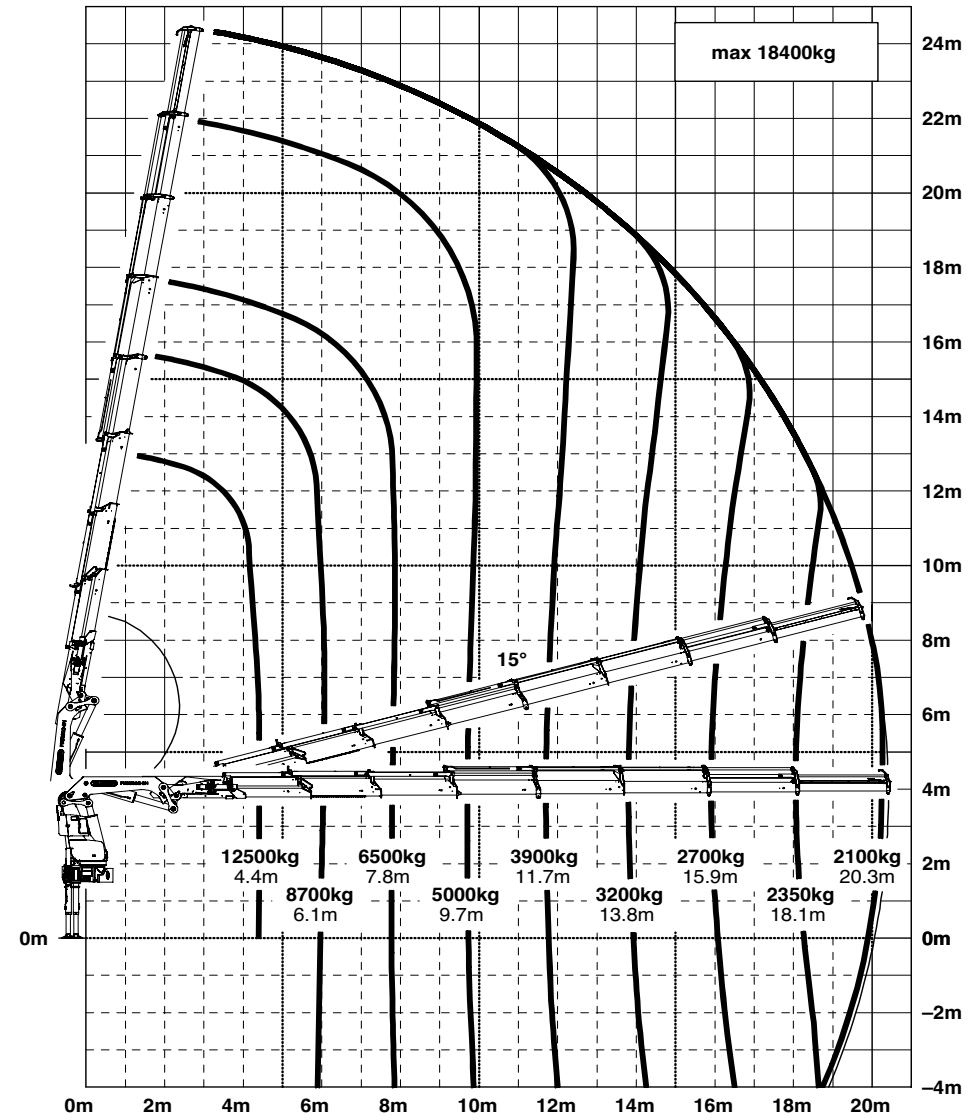
OVERVIEW

SPECIAL FEATURES

VIDEO

ABOUT US

**G**

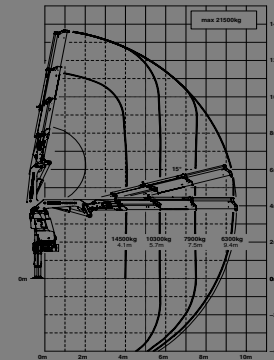


max.		18400 kg	40600 lbs
4.4 m	14' 5"	12500 kg	27600 lbs
6.1 m	20' 0"	8700 kg	19300 lbs
7.8 m	25' 7"	6500 kg	14200 lbs
9.7 m	31' 10"	5000 kg	10900 lbs
11.7 m	38' 5"	3900 kg	8600 lbs
13.8 m	45' 3"	3200 kg	7000 lbs
15.9 m	52' 2"	2700 kg	6000 lbs
18.1 m	59' 5"	2350 kg	5200 lbs
20.3 m	66' 7"	2100 kg	4600 lbs
22.6 m*	74' 2"	1780 kg	3900 lbs
24.9 m*	81' 8"	1000 kg	2200 lbs

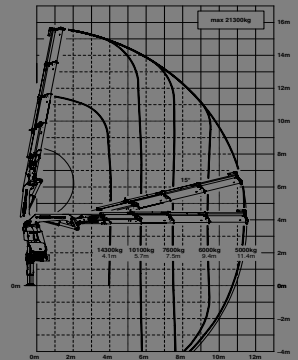
POSSIBLE USES

3)

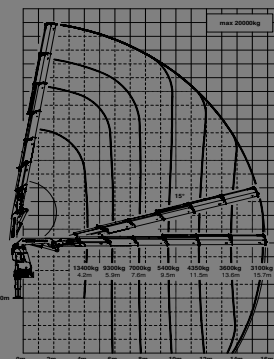
**B**



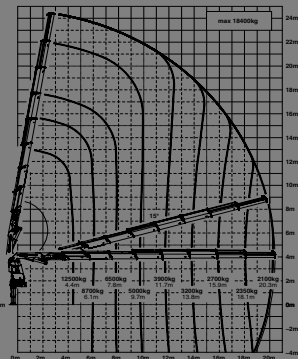
**C**



**E**

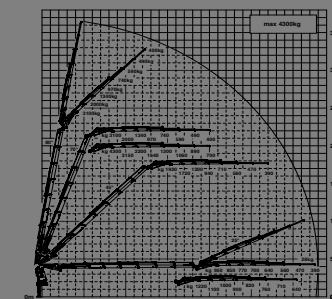
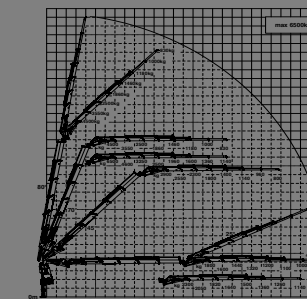


**G**



**D PJ170E JV1 DPS PLUS**

**F PJ125E JV1 DPS PLUS**



1/5' 7"

/min

/min

# D PJ170E JV1 DPS PLUS

## LOADER CRANE PK 65002 SH

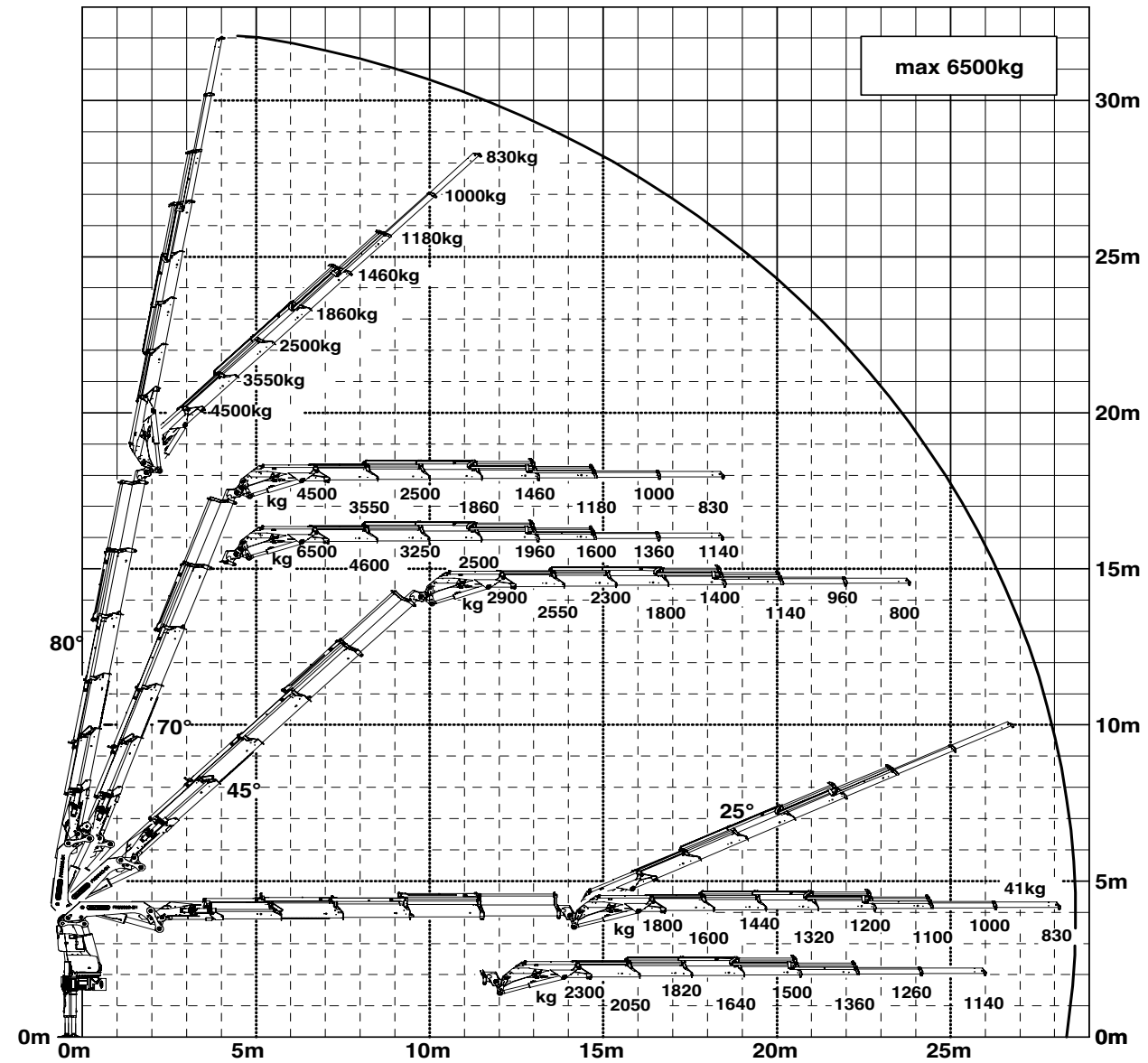
HOME

OVERVIEW

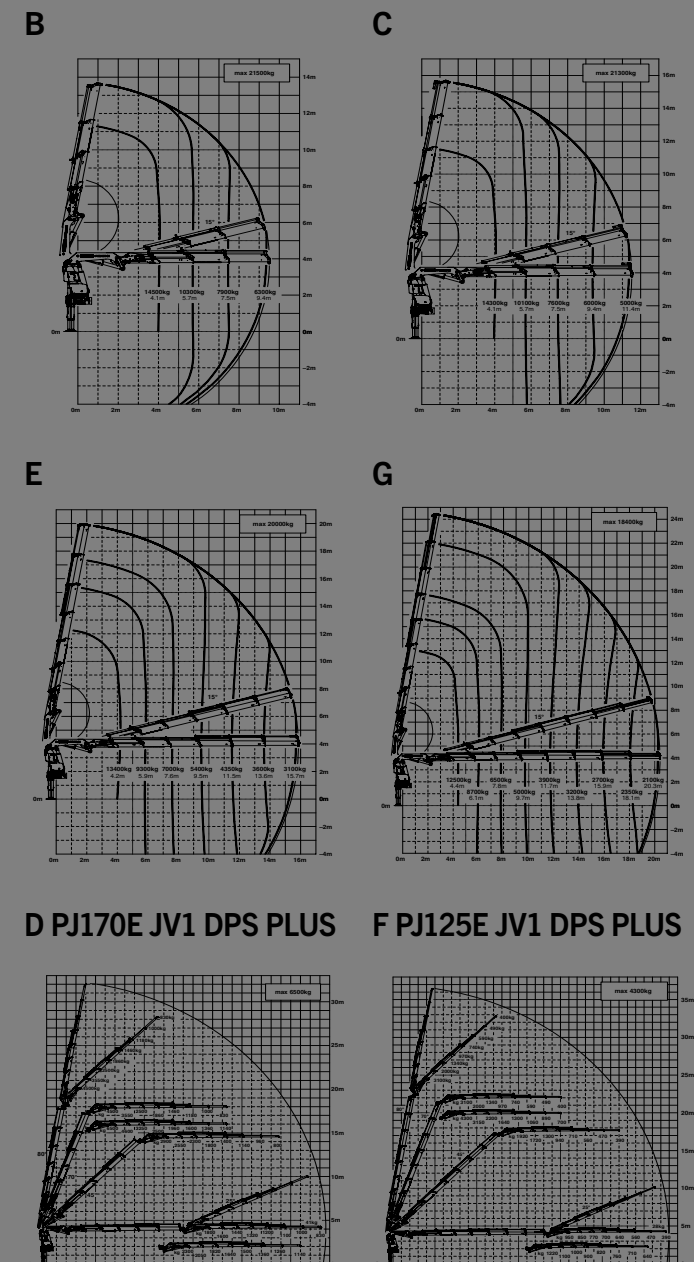
SPECIAL FEATURES

VIDEO

ABOUT US



POSSIBLE USES



# F PJ125E JV1 DPS PLUS

## LOADER CRANE PK 65002 SH

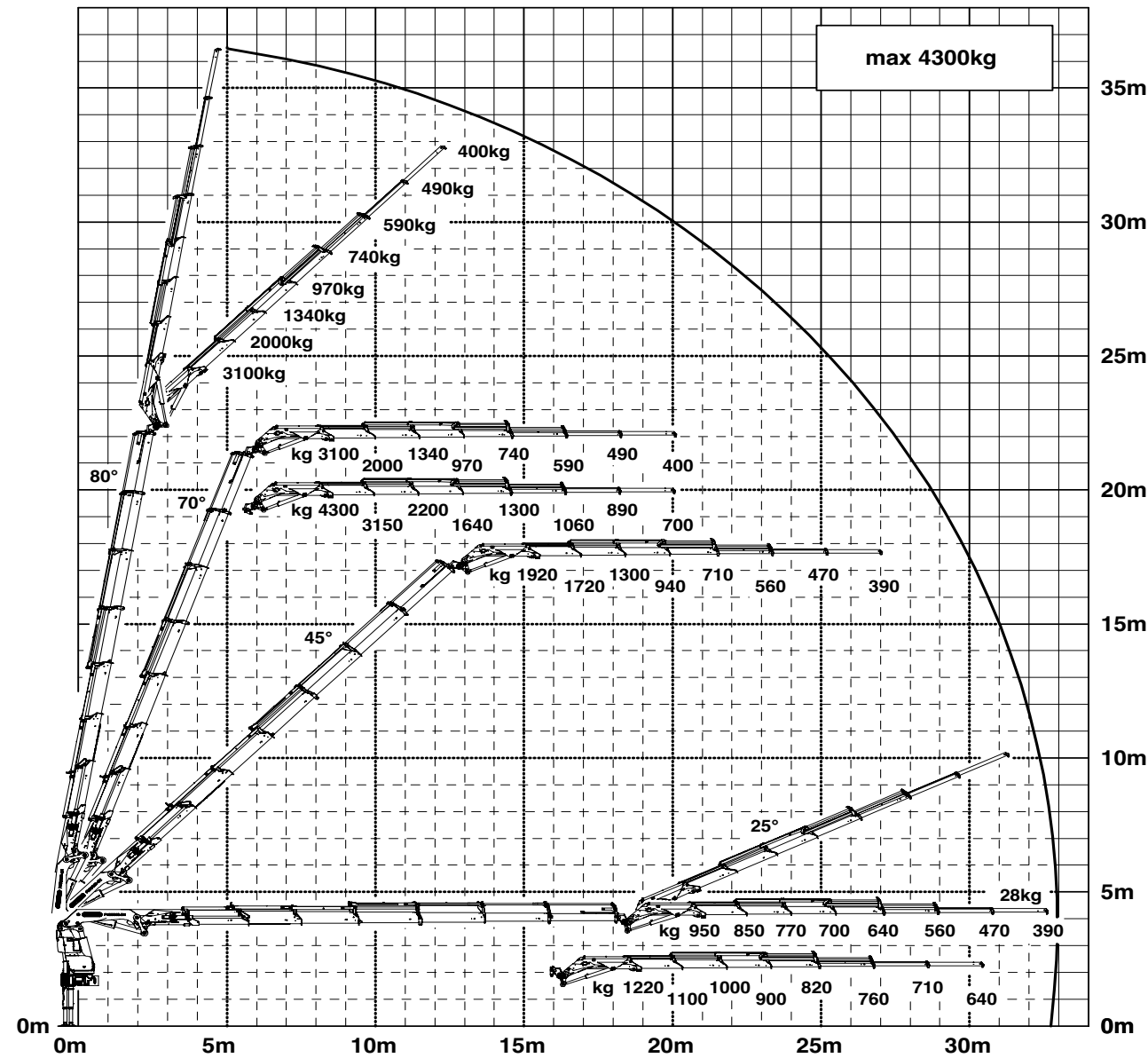
HOME

**OVERVIEW**

SPECIAL FEATURES

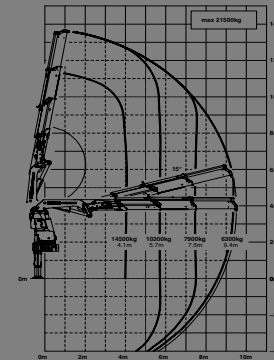
VIDEO

ABOUT US

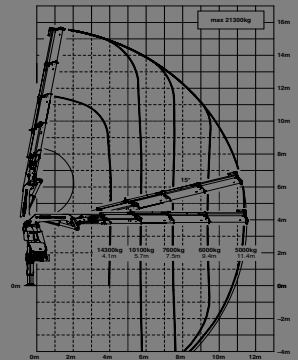


POSSIBLE USES

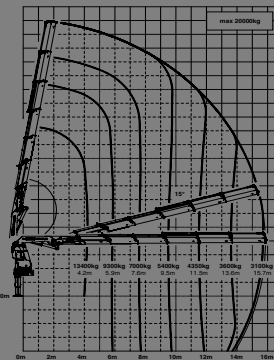
B



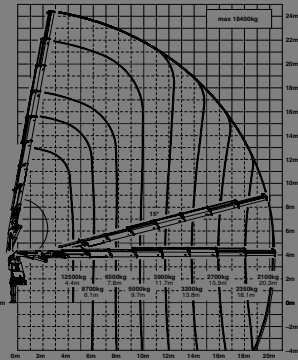
C



E

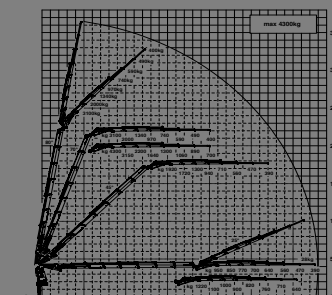
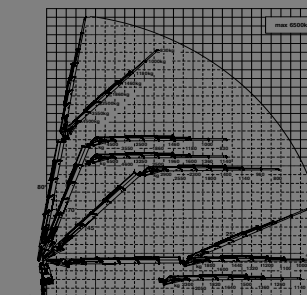


G



D PJ170E JV1 DPS PLUS

F PJ125E JV1 DPS PLUS



**LOADER CRANE**  
**PK 65002 SH**

**POSSIBLE USES**

# LOADER CRANE PK 65002 SH



POSSIBLE USES



# LOADER CRANE PK 65002 SH

POSSIBLE USES



# LOADER CRANE PK 65002 SH

POSSIBLE USES



# LOADER CRANE PK 65002 SH



POSSIBLE USES





# LOADER CRANE PK 65002 SH

## SPECIAL FEATURES



- KTL**  
protected
- Paltronic 150**  
controlled
- RRC**  
Radio Remote Control  
operated
- HPSC**  
High Performance Stability Control  
monitored
- AOS**  
Active Oscillation Suppression  
inside
- DPS plus**  
Dual Power System  
activated

# LOADER CRANE PK 65002 SH

LOW-MAINTENANCE EXTENSION SYSTEM

S-HPLS

## LOW-MAINTENANCE EXTENSION SYSTEM

### Reduces service time

With sliding elements made of synthetic material and the high-quality KTL coating, this boom system significantly simplifies service performed by the operator. This saves time and money – and protects the environment.

POWER LINK PLUS

HOME

OVERVIEW

**SPECIAL FEATURES**

VIDEO

ABOUT US

LEWING SYSTEM



<b>KTL</b> protected	<b>Paltronic 150</b> controlled	<b>RRC</b> Radio Remote Control operated	<b>HPSC</b> High Performance Stability Control monitored	<b>AOS</b> Active Oscillation Suppression inside	<b>DPS plus</b> Dual Power System activated
-------------------------	------------------------------------	--	--	--	---

# LOADER CRANE PK 65002 SH

LOW-MAINTENANCE EXTENSION SYSTEM

S-HPLS

## POWER LINK PLUS

### High variety of uses

With the 15-degree reverse linkage system, you can reach through low door openings and also work inside buildings. Heavy crane work – even in difficult conditions.

POWER LINK PLUS

HOME

OVERVIEW

**SPECIAL FEATURES**

VIDEO

ABOUT US



LEWING SYSTEM

<b>KTU</b> protected	<b>Paltronic 150</b> controlled	<b>RRC</b> Radio Remote Control operated	<b>HPSC</b> High Performance Stability Control monitored	<b>AOS</b> Active Oscillation Suppression inside	<b>DPS plus</b> Dual Power System activated
-------------------------	------------------------------------	--	--	--	---

# LOADER CRANE PK 65002 SH

LOW-MAINTENANCE EXTENSION SYSTEM

S-HPLS

## CONTINUOUS SLEWING SYSTEM

### Unrestricted movement

More efficient in operation due to faster loading cycles, since the crane can be slewed over a shorter distance. The crane works more efficiently and faster.

POWER LINK PLUS

SLEWING SYSTEM

HOME

OVERVIEW

**SPECIAL FEATURES**

VIDEO

ABOUT US



<b>KTL</b> protected	<b>Paltronic 150</b> controlled	<b>RRC</b> Radio Remote Control operated	<b>HPSC</b> High Performance Stability Control monitored	<b>AOS</b> Active Oscillation Suppression inside	<b>DPS plus</b> Dual Power System activated
-------------------------	------------------------------------	--	--	--	---

# LOADER CRANE PK 65002 SH

LOW-MAINTENANCE EXTENSION SYSTEM

S-HPLS

## SOFT STOP FUNCTION

### More comfort and safety

The Soft Stop function is an electronic limit position damper. It causes gentle braking of all crane movements before the limit position is reached. Hence, jerky movements and load impacts can be avoided. The crane can be operated more gently and precisely..



POWER LINK PLUS

HOME

OVERVIEW

**SPECIAL FEATURES**

VIDEO

ABOUT US

LEWING SYSTEM



<b>KTL</b> protected	<b>Paltronic 150</b> controlled	<b>RRC</b> Radio Remote Control operated	<b>HPSC</b> High Performance Stability Control monitored	<b>AOS</b> Active Oscillation Suppression inside	<b>DPS plus</b> Dual Power System activated
-------------------------	------------------------------------	--	--	--	---

# LOADER CRANE PK 65002 SH


LOW-MAINTENANCE EXTENSION SYSTEM

S-HPLS

## S-HPLS

**More lifting power when it is really needed**  
S-HPLS is one of the most important functions of the PALTRONIC 150. It is a fully automatic system for increasing the lifting power. Depending on the need, there is continuous adaptation of the lifting power and speed of the crane.

POWER LINK PLUS



LEWING SYSTEM

HOME

OVERVIEW

**SPECIAL FEATURES**

VIDEO

ABOUT US



<b>KTL</b> protected	<b>Paltronic 150</b> controlled	<b>RRC</b> Radio Remote Control operated	<b>HPSC</b> High Performance Stability Control monitored	<b>AOS</b> Active Oscillation Suppression inside	<b>DPS plus</b> Dual Power System activated
-------------------------	------------------------------------	--	--	--	---

# LOADER CRANE PK 65002 SH

ABOUT US

# LIFETIME EXCELLENCE

Palfinger loader cranes are convincing due to their superior life-cycle performance. They are the most economical and also the most reliable over the entire product life. From solution finding to resale.

- **Better solutions**
- **Better efficiency**
- **Better ergonomics**
- **Higher availability**
- **More reliability**
- **Better ecology**
- **Higher serviceability**
- **Higher value retention**

