

**PK 32.002 TEC 3  
PK 35.002 TEC 5  
PK 36.502 TEC 7**

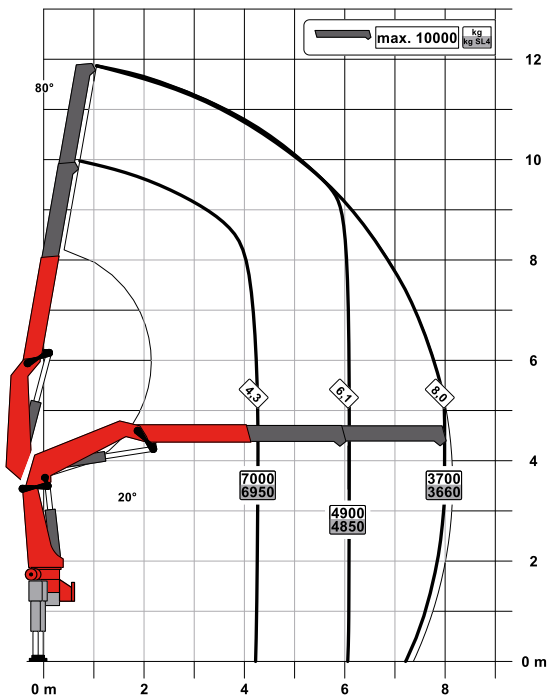
**TECHNOLOGY MEETS  
LIGHT WEIGHT DESIGN**

**LIFETIME EXCELLENCE**

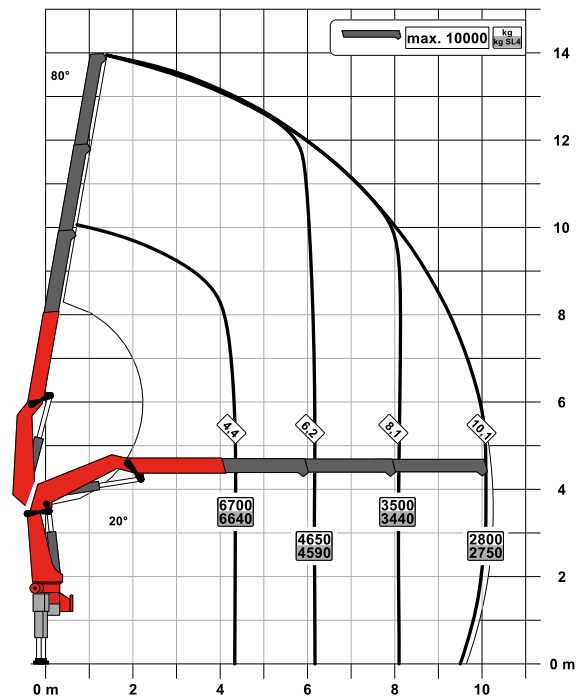


# LIFTING CAPACITIES, TECHNICAL DATA AND MODEL LINES

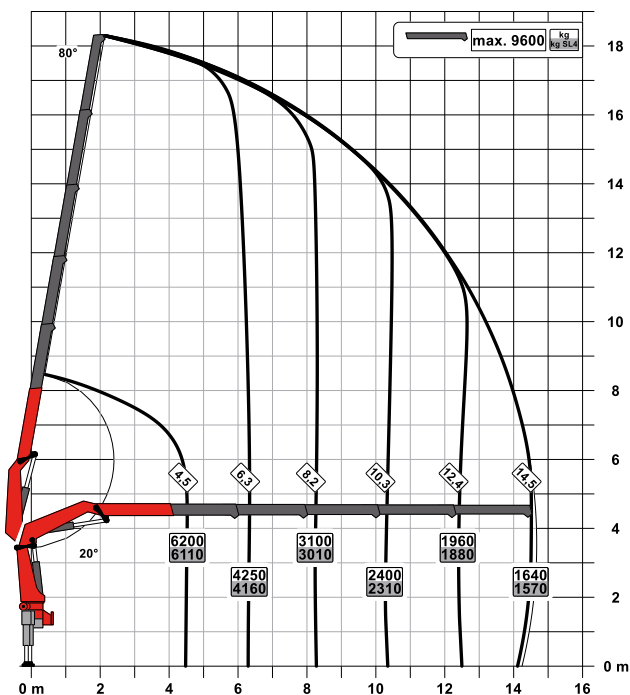
A



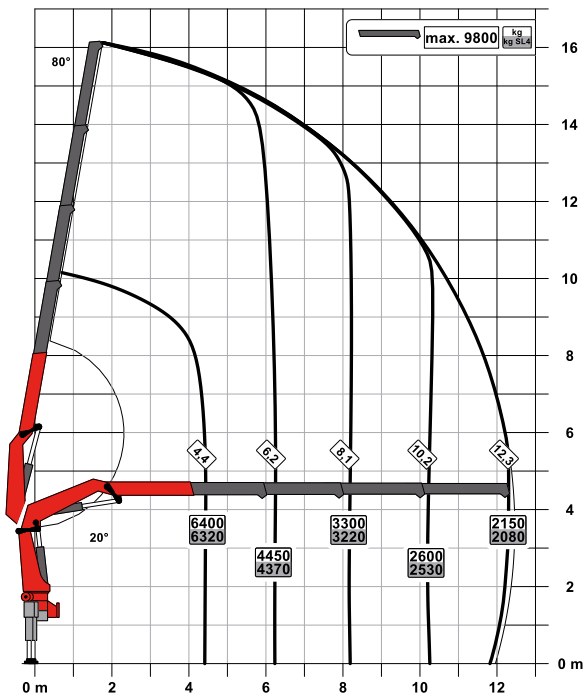
B



D



C



## Technical specifications EN 12999 HC1 HD4/S2

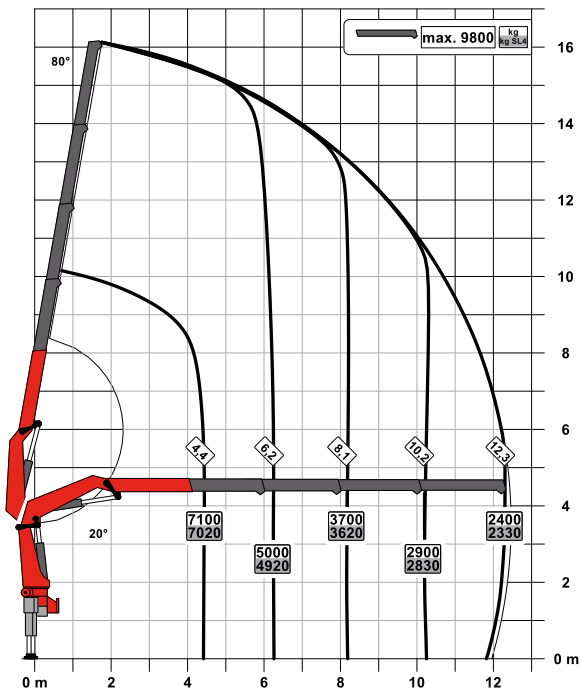
Max. lifting moment	30.5 mt/299.1 kNm	220,510 ft.lb
Max. lifting capacity	10000 kg/98.1 kN	22,050 lb
Max. hydraulic outreach	14.7 m	48' 3"
Slewing angle	408 °	
Slewing torque	3.5 mt/34.3 kNm	25,300 ft.lb
Stabiliser spread (std./max.)	5.6 m/ 7.4 m	18' 6"/ 24' 3"
Fitting space required (std.)	1.13 m	3' 8"
Width folded	2.55 m	8' 4"
Max. operating pressure	340 bar	4,930 psi
Recommended pump capacity	from 65 l/min to 80 l/min	17.2 US gpm 21.1 US gpm
Dead weight	2870 kg	6,330 lb

### TEC 3

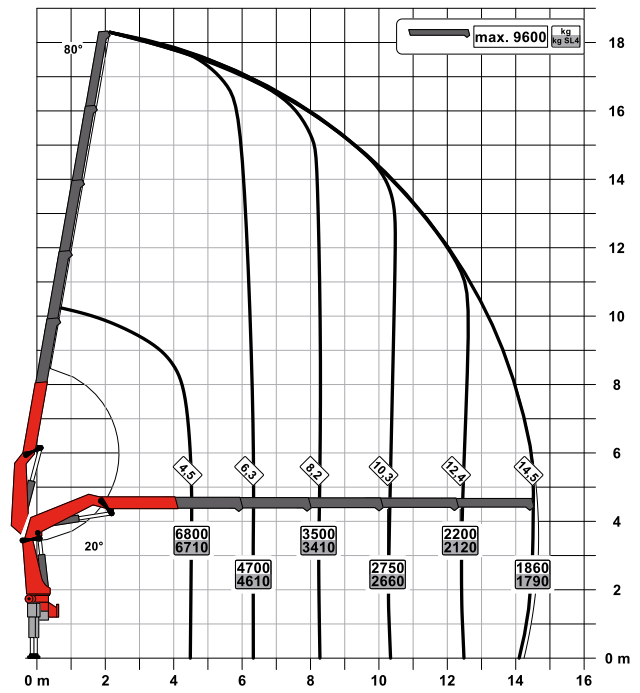
- Power Link Plus
- Paltronic
- Manual control
- Optional:
  - Rope Winch 2.5 t

# LIFTING CAPACITIES, TECHNICAL DATA AND MODEL LINES

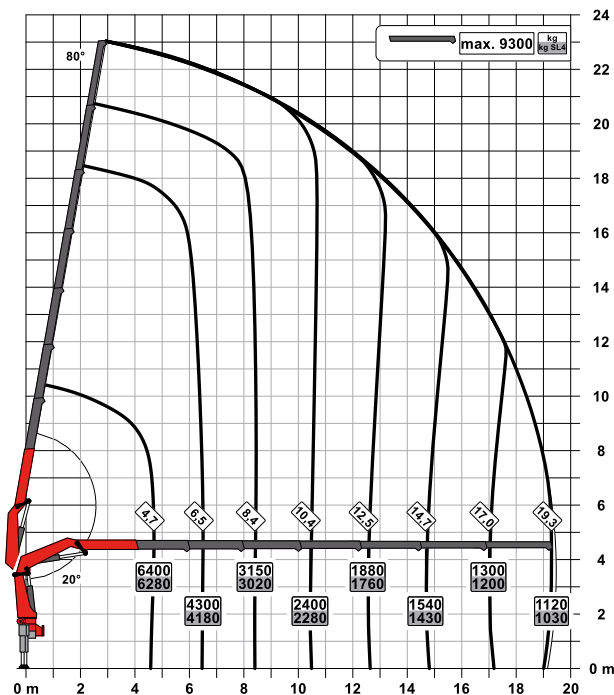
C



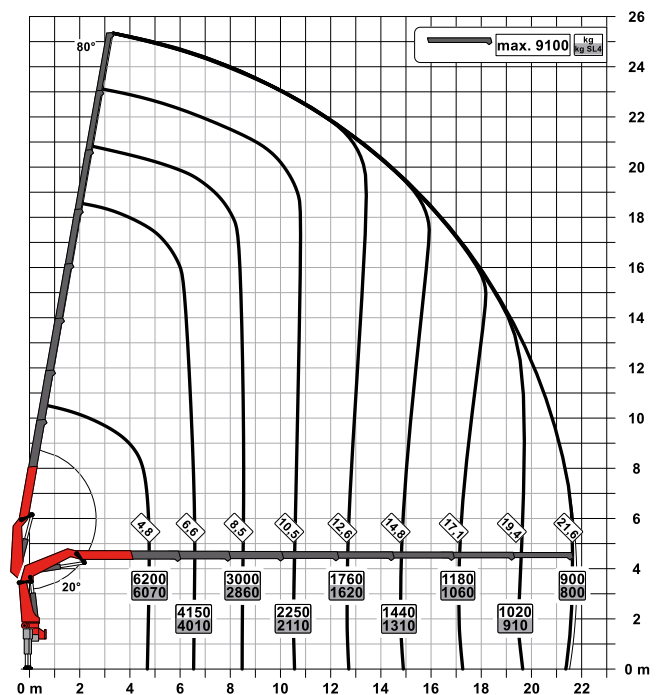
D

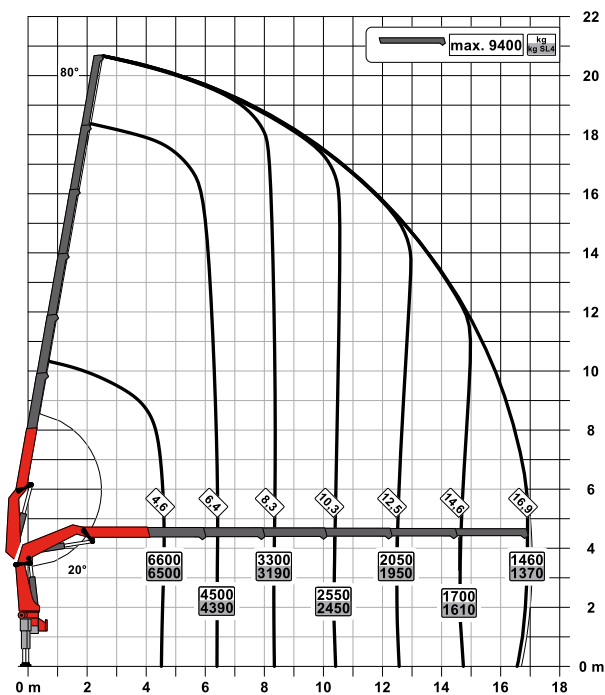


F



G



**E**

## Technical specifications

### EN 12999 HC1 HD4/S2

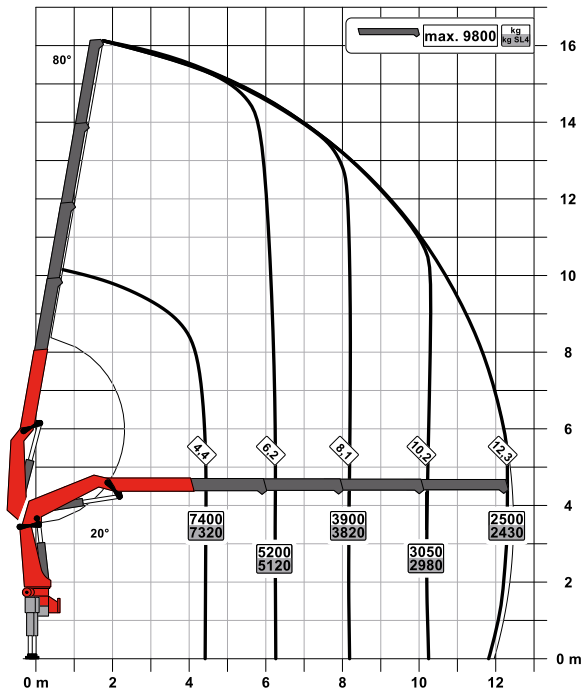
Max. lifting moment	33.5 mt/329.0 kNm	242,640 ft.lb
Max. lifting capacity	10000 kg/98.1 kN	22,050 lb
Max. hydraulic outreach	21.8 m	71' 6"
Max. outreach (with fly jib)	32.2 m	105' 8"
Slewing angle	408 °	
Slewing torque	3.5 mt/34.3 kNm	25,310 ft.lb
Stabiliser spread (std./max.)	5.6 m/ 7.4 m	18' 6"/ 24' 3"
Fitting space required (std.)	1.25 m	4' 1"
Width folded	2.55 m	8' 4"
Max. operating pressure	370 bar	5,365 psi
Recommended pump capacity	from 90 l/min to 120 l/min	23.8 US gpm 31.7 US gpm
Dead weight	2900 kg	6,330 lb

## TEC 5

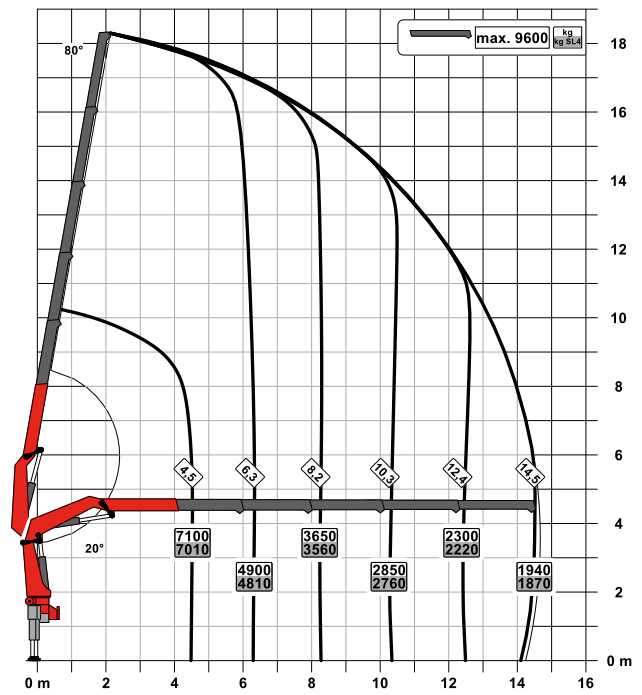
- Power Link Plus
- Paltronic
- S-HPLS
- Scanreco P3
- Soft Stop
- Optional:
  - HPSC-Plus LOAD
  - AOS
  - SRC
  - PJ075 with DPS-P
  - PJ090 with DPS-P
  - Rope Winch 2.5 t

# LIFTING CAPACITIES, TECHNICAL DATA AND MODEL LINES

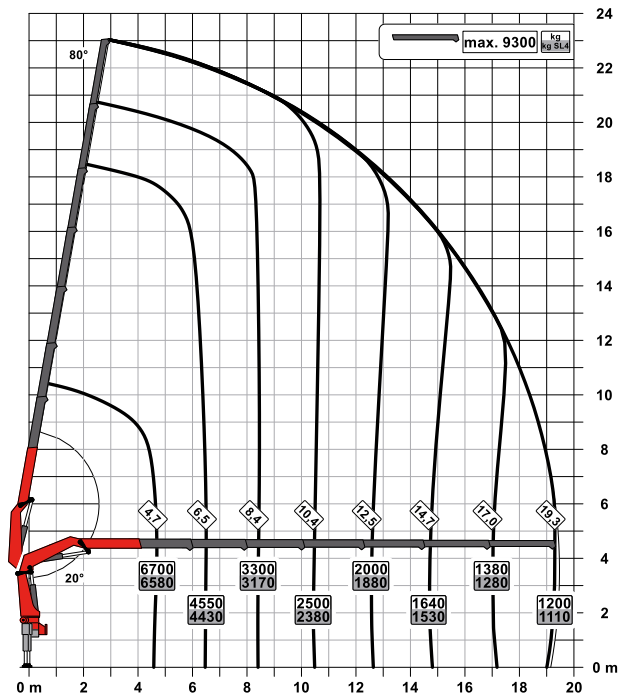
C



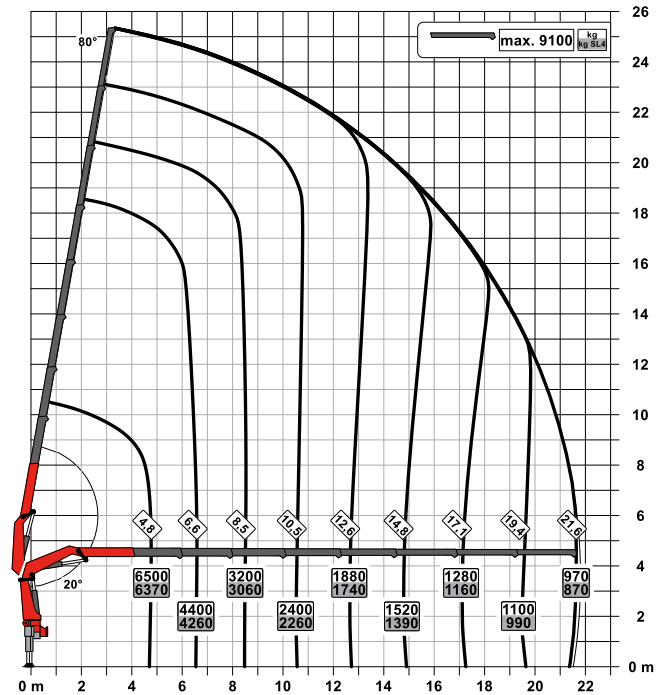
D

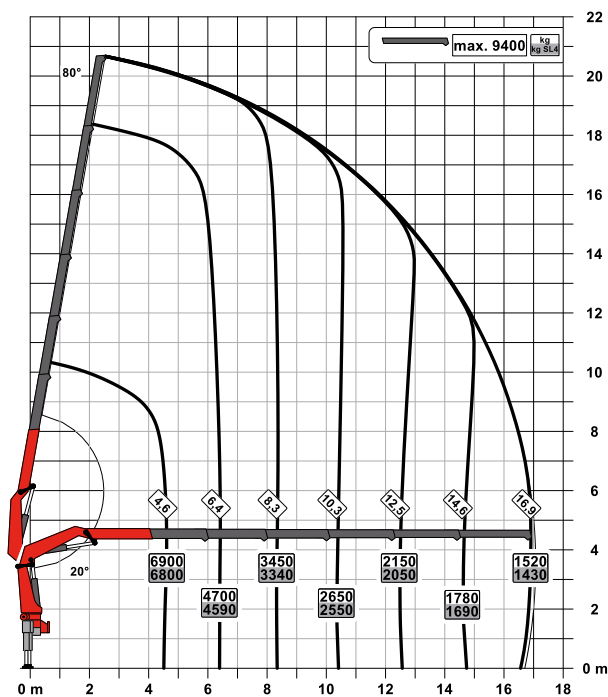


F



G



**E**

## Technical specifications

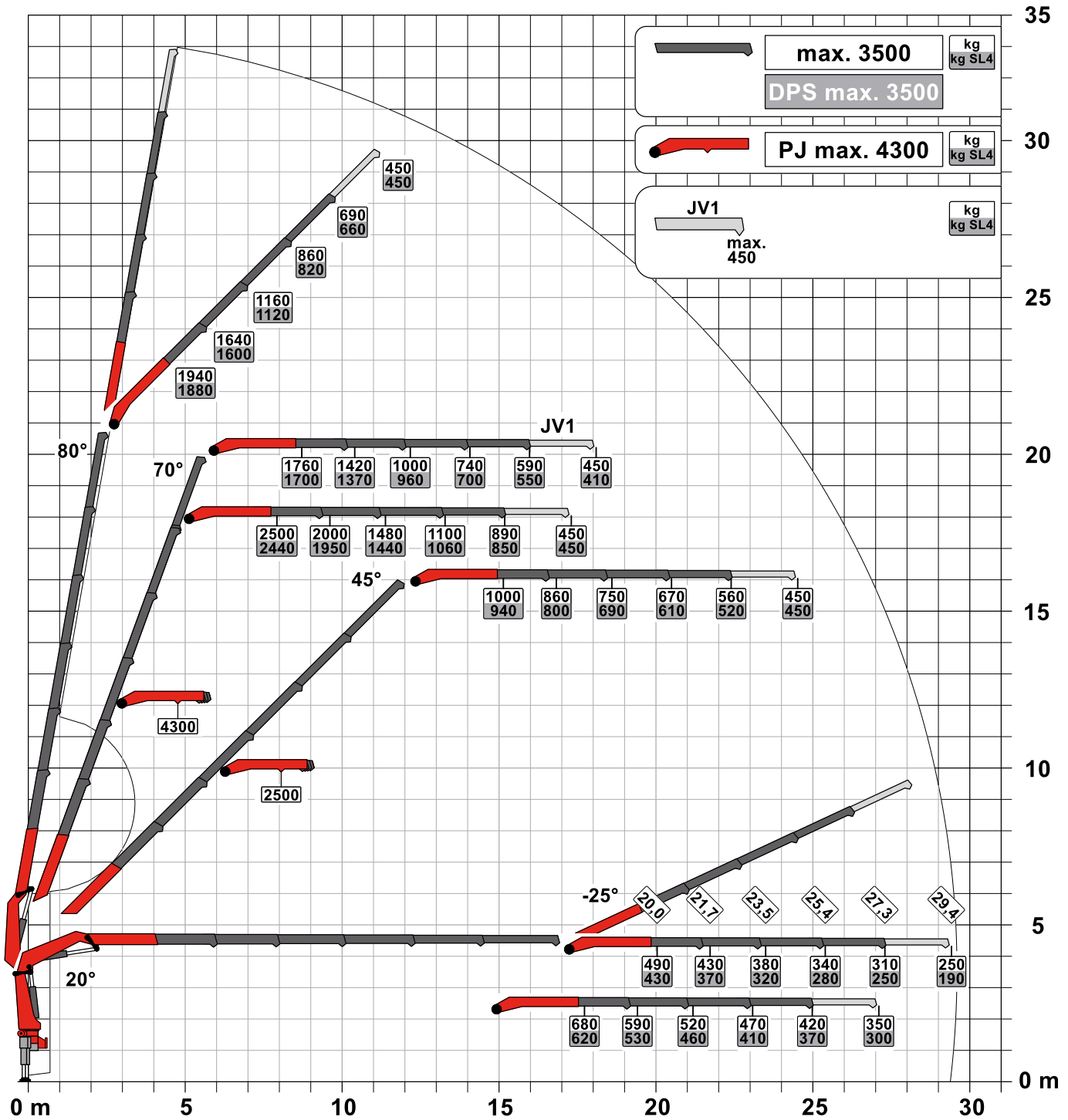
### EN 12999 HC1 HD5/S2

Max. lifting moment	35.1 mt/344.0 kNm	253,700 ft.lb
Max. lifting capacity	10000 kg/98.1 kN	22,050 lb
Max. hydraulic outreach	21.8 m	71' 6"
Max. outreach (with fly jib)	32.2 m	105' 8"
Slewing angle	408 °	
Slewing torque	3.6 mt/35.3 kNm	26,030 ft.lb
Stabiliser spread (std./max.)	5.6 m/ 7.4 m	18' 6"/ 24' 3"
Fitting space required (std.)	1.25 m	4' 1"
Width folded	2.55 m	8' 4"
Max. operating pressure	385 bar	5,585 psi
Recommended pump capacity	from 90 l/min to 120 l/min	23.8 US gpm 31.7 US gpm
Dead weight	2900 kg	6,390 lb

## TEC 7

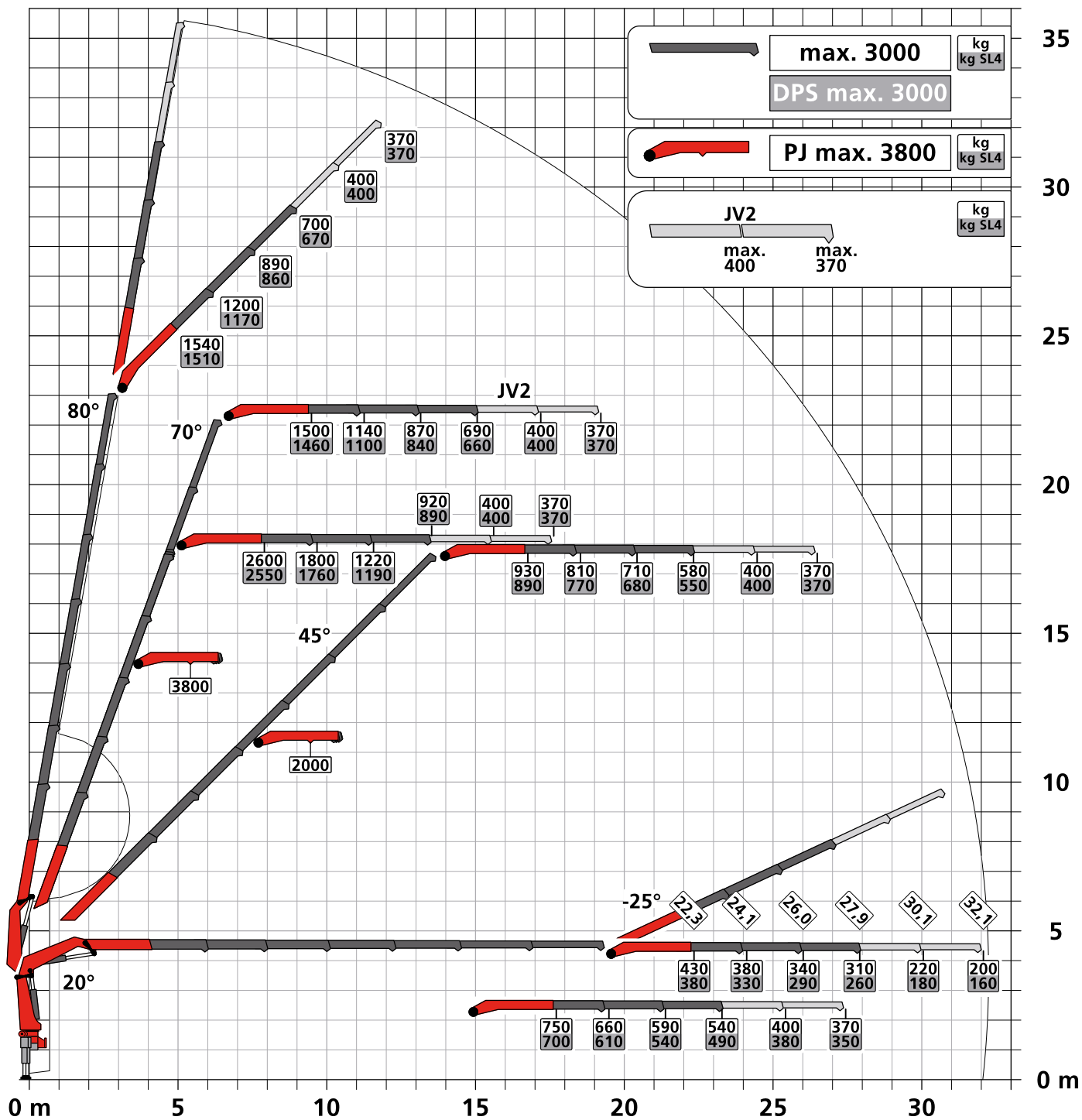
- Power Link Plus
- Paltronic
- S-HPLS
- PALcom P7
- Soft Stop
- Optional:
  - HPSC-Plus LOAD / GEOM / FSTAB
  - P-Fold
  - AOS
  - RTC
  - SRC
  - PJ075 with DPS-C
  - PJ090 with DPS-C
  - Rope Winch 2.5 t

# STRONG WITH FLY JIB





# PK 36.502 TEC 7 F PJ075 BJV2 DPS-C



# FIRST-RATE IN DESIGN AND PERFORMANCE

## 15 Highlights: TEC 5 and TEC 7



### P-Profil

Rigid and light

The polygonal or drop-shaped P-Profile is especially rigid and simultaneously light weight design perfection.



### Power Link Plus

High variety of uses

With the 15 degree reverse linkage system on the knuckle boom and the 25 degree reverse linkage system fly-jib, you can reach through low door openings and also work inside buildings. Heavy crane work – even in difficult conditions.



### Oil bath

Optimum lubrication

The oil bath ensures permanent lubrication. This considerably reduces the maintenance requirements involved in lubricating the crane column and minimises friction.



### HPSC-Plus\*

Maximum utilization of the working range

The modular system HPSC-Plus offers three modules expanding HPSC. Thanks to load detection, length measurement system or stabilizer force detection, lifting capacity can be maximized.



### S-HPLS

More lifting power when it counts


S-HPLS is one of the most important functions of the PALTRONIC. It is a fully automatic system for increasing lifting power. The lifting power and crane speed can be continuously adapted to suit requirements.



### PALcom P7\*

Communication with the operator

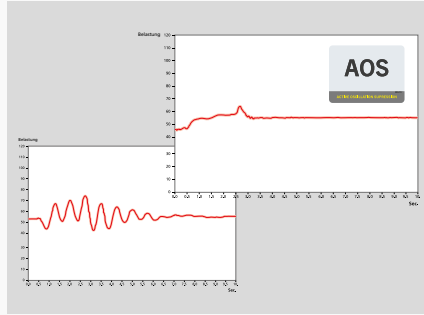
The new PALcom P7 features a modern, ergonomic design. The centrally located knob „PALdrive“ and a large colour display enables easy and safe operation.



**Soft Stop function**

Improved comfort and safety

The Soft Stop function is an electronic limit position damper. It causes gentle braking of all crane movements before the limit position is reached. Hence, jerky movements and load impacts can be avoided. The crane can be operated more gently and precisely.



**AOS\***

Maximum precision and safety

The active oscillation suppression system prevents „post-oscillation“ in the event of rapid braking or load changes. The stress peaks on the extension boom system are reduced and material fatigue and wear are minimized. This increases the resale value.



**High Speed Extension**

For efficient assignments


The High Speed Extension speeds up the extension boom system. Crane works faster and more efficiently. The system can be deactivated, for even more power in the extension cylinders.



**Rope winch\***

Additional possible applications

A 2.5 ton rope winch is available on the main boom or knuckle boom, featuring a high lifting capacity.



**SRC and RTC\***

More comfort in rope winch operation

SRC (Synchronised Rope Control) maintains a constant distance between the pulley head and the hook block, while RTC (Rope Tension Control) is automatically controlling the rope tension. Two systems, which are particularly valuable in terms of operator friendliness and efficiency of operations.



**DPS-Plus / DPS-C**

More efficient fly jib operation

The Dual Power System allows multiple uses of the crane both for large outreaches as well as for heavy load operation.



**P-FOLD\***

Perfect set-up by fingertip control

The new assistance system makes folding and unfolding an easy job for the crane operator. This significantly increases operator comfort and prevents costly damage.



**Workman basket\***

Maximised functionality

With the aid of the workman basket, additional duties like installation and maintenance work can be performed with the crane.



**MEXT and WEIGH\***

Systems for easy handling

MEXT includes mechanical extensions into the overload protection while WEIGH allows to weigh loads. The result: lower effort for the operator in daily working tasks.

KP-PK36/35/32002M1+EN

Cranes shown in the leaflet are partially optional equipped and do not always correspond to the standard version. Country-specific regulations must be observed. Dimensions may vary. Subject to technical changes, errors and translation mistakes.