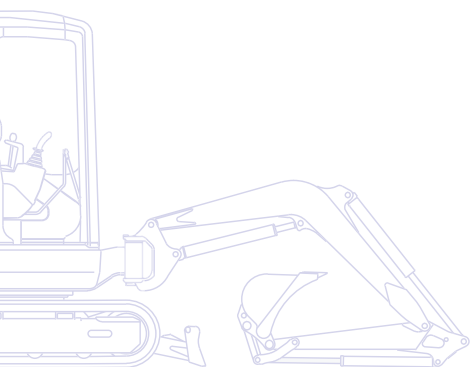


# KOMATSU

**PC**  
**18MR**



## Mini-Excavator **PC18MR-3**



**ENGINE POWER**  
11,6 kW / 15,6 HP @ 2.600 rpm

**OPERATING WEIGHT**  
1.840 - 2.070 kg



**BUCKET CAPACITY**  
0,03 - 0,06 m<sup>3</sup>

# Walk-Around

The new PC18MR-3 compact mini-excavator is the product of the competence and technology that Komatsu has acquired over 80 years. It was developed with constant attention to the needs of customers from all over the world. The end result is a user-friendly machine that offers top-class performance.

## Complete versatility

- Variable undercarriage
- Standard 1- or 2-way auxiliary line for attachments
- Numerous configurations available
- Ideal for a wide range of applications



## Outstanding performance

- Optimal power and digging speed in confined spaces
- Perfect control even during combined operations
- Fast and precise movements



# PC18MR-3

**ENGINE POWER**  
11,6 kW / 15,6 HP @ 2.600 rpm

**OPERATING WEIGHT**  
1.840 - 2.070 kg

**BUCKET CAPACITY**  
0,03 - 0,06 m<sup>3</sup>

## Highest operator comfort

- Spacious working environment ensures outstanding comfort
- Excellent accessibility to and from the machine
- Pressure Proportional Control (PPC) servo-controls



## Easy serviceability

- Easy access to all daily inspection points
- Tilting canopy / cab provides access for larger maintenance jobs
- Extended 500-hour service interval

## Extremely robust

- Excellent stability and safety for maximum operator confidence in any conditions
- High quality standards guarantee longer life-time for all components
- ROPS and FOPS compliant canopy / cab



**KOMTRAX**

Komatsu Satellite  
Monitoring System

# Outstanding Performance

## Outstanding performance

The easy-to-use PC18MR-3 allows all operators to get the best from their machine – whether they are experts or novices. The controls are user-friendly and dedicated to each movement. Smooth operations, enhanced by the CLSS hydraulic system, in combination with perfect visibility of the working area guarantee maximum productivity in even the toughest situations.



# Highest Operator Comfort



## Highest operator comfort

Designed with the utmost attention to detail, the operator's environment ensures outstanding comfort, accessibility and visibility. The canopy or cab allows easy access to and from the machine. Once seated, the spacious, obstacle-free floor allows even the tallest operators room to move their legs. For even greater comfort, an adjustable seat and PPC controls are fitted as standard.

The two-speed tracking is operated via a switch on the dashboard. The dashboard also allows the operator to monitor all machine functions.



# Extremely Robust



## Extremely robust

A number of particular technical solutions contribute to the PC18MR-3's increased sturdiness and operability. These include a cast swing support that makes the structure extremely rigid, and a boom that houses the hydraulic hoses, protecting them from possible damage and guaranteeing the best visibility of the digging area. Furthermore, the choice of metal for the bonnets and covers guarantees a longer life and lower repair costs in case of collision.





## Customisation

With many configurations available, you can choose exactly the right machine for a specific job: long or short arm, canopy or cab, rubber or steel shoes.

Moreover, the 1- / 2-way auxiliary hydraulic circuit allows the use of a wide range of working tools like a hammer, clamshell bucket, auger etc.

## Variable undercarriage

For applications requiring maximum versatility in terms of size and stability, the PC18MR-3 is equipped with hydraulic undercarriage extension, which is operated from the operator's seat via a push button and the blade control lever. This feature allows the operator to quickly switch from maximum stability for working to a reduced width of less than one metre for driving through narrow passages or doors.



# Easy Serviceability

## Easy serviceability

All periodic inspection points are easily accessible through the machine's bonnets. In addition, larger maintenance tasks can be performed by simply tilting the canopy / cab upwards.

ORFS hydraulic face seal connectors and DT electrical connectors enhance the machine's reliability and makes repairs faster and easier. Special technical solutions have allowed the interval for most ordinary maintenance operations, such as pin greasing and engine oil changes, to be extended to up to 500 hours.



*Right bonnet: simple inspection and cleaning of the radiators*



*Rear bonnet: quick engine check and fuel tank refilling*



*Left bonnet: easy access to the battery*





# Specifications

## ENGINE

The new generation engine has been developed to comply with the strictest emission controls.

Model .....	Komatsu 3D67E-2A
Type .....	emissionised 4-cycle diesel engine
Displacement.....	778 cm <sup>3</sup>
No. of cylinders .....	3
Engine power	
at rated engine speed.....	2.600 rpm
ISO 14396 .....	11,6 kW/15,6 HP
ISO 9249 (net engine power) .....	11,2 kW/15,0 HP
Max. torque/engine speed .....	44,1 Nm/1.800 rpm
Cooling system.....	water
Air filter type .....	dry
Starter motor .....	electric motor with pre-heating air system for cold climate

## OPERATING WEIGHT

Operating weight with standard bucket, fully serviced, +75 kg operator (ISO 6016).	
Operating weight with rubber shoes .....	1.840 kg
Operating weight with steel shoes .....	1.910 kg
Heated cab weight .....	+120 kg (optional)
Variable undercarriage.....	+110 kg

## HYDRAULIC SYSTEM

Type .....	Komatsu CLSS
Main pump .....	1 × variable displacement pump
Max. pump flow.....	40,8 ltr/min
Max. operating pressure .....	23 MPa (230 bar)
Bucket digging force (ISO 6015) .....	1.590 daN (1.620 kg)
Arm crowd force (ISO 6015):	
965 mm arm.....	990 daN (1.010 kg)
1.215 mm arm.....	785 daN (865 kg)
The digging equipment is fully controlled by PPC servo-controls. All movements are stopped by lifting the safety lever on the tilting case.	

## TRANSMISSION

Type .....	double speed hydrostatic transmission, controlled and steered by means of two levers or two pedals
Hydraulic motors .....	2 × axial pistons
Reduction system.....	planetary gear
Max. drawbar pull.....	1.770 daN (1.805 kgf)
Travel speed .....	2,3 / 4,3 km/h

## SWING SYSTEM

The rotation is operated by means of an orbital hydraulic motor. Single ball-bearing ring with internal, induction hardened toothring. Centralised lubrication of the unit.

Swing speed.....	8,9 rpm
------------------	---------

## BLADE

Type .....	electro-welded, single unit structure with extensions
Width × height .....	1.300 (980) × 250 mm
Max. lifting above ground level .....	280 mm
Max. depth below ground level .....	255 mm

## UNDERCARRIAGE

Track rollers (each side).....	3
Shoe width .....	230 mm
Ground pressure (standard).....	0,28 kg/cm <sup>2</sup>

## ELECTRIC SYSTEM

Voltage.....	12 V
Battery .....	41 Ah
Alternator.....	40 A
Starter motor .....	1,2 kW

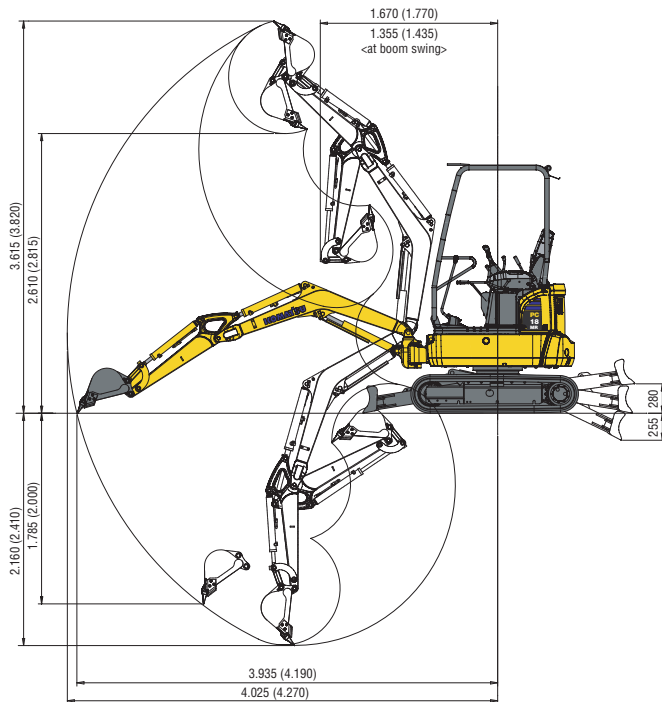
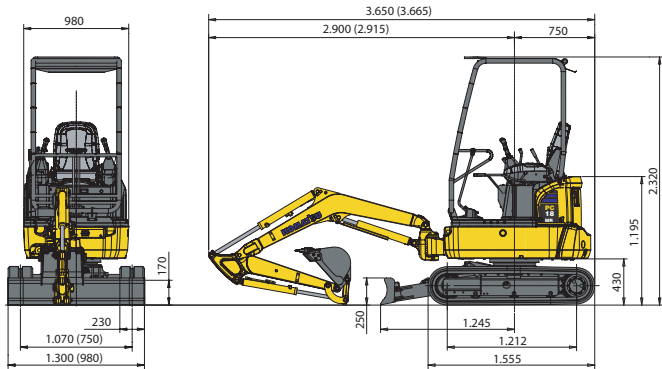
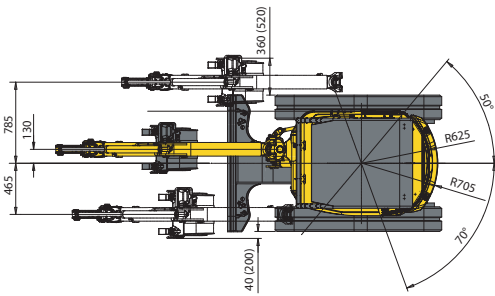
## SERVICE CAPACITIES

Fuel tank.....	19 ltr
Radiator and system .....	3,1 ltr
Engine oil (refill) .....	3,3 ltr
Hydraulic system (refill) .....	1,2 ltr

## ENVIRONMENT

Vibration levels (EN 12096:1997)*	
Hand/arm.....	≤ 2,5 m/s <sup>2</sup> (uncertainty K = 1,2 m/s <sup>2</sup> )
Body .....	≤ 0,5 m/s <sup>2</sup> (uncertainty K = 0,2 m/s <sup>2</sup> )
* for the purpose of risk assessment under directive 2002/44/EC, please refer to ISO/TR 25398:2006.	

# Dimensions & Working Range



## BUCKET RANGE

Width mm	Capacity m <sup>3</sup> (ISO 7451)	Weight kg	No. of teeth
250	0,03	19	2
300	0,035	20	3
350	0,04	22	3
400	0,05	23	3
450	0,06	25	4

## Canopy, standard arm, counterweight, 400 mm bucket, HS version

A - Distance from machine's center B - Height at bucket pin

### ARM LENGTH 965 mm

B \ A	2 m		2,5 m		3 m		Max. outreach	
	Front	360°	Front	360°	Front	360°	Front	360°
2 m	-	-	(*)318	282	(*)314	205	(*)318	188
1 m	(*)653	370	(*)454	265	(*)367	199	(*)324	156
0 m	(*)806	345	(*)551	249	(*)412	190	(*)338	160
-1 m	(*)635	350	(*)446	251	-	-	(*)342	213

Unit: kg

### ARM LENGTH 1.215 mm

B \ A	2 m		2,5 m		3 m		Max. outreach	
	Front	360°	Front	360°	Front	360°	Front	360°
2 m	-	-	(*)257	(*)257	(*)268	209	(*)280	162
1 m	(*)548	378	(*)404	267	(*)336	199	(*)287	138
0 m	(*)798	343	(*)535	248	(*)404	188	(*)300	141
-1 m	(*)704	342	(*)493	245	(*)350	188	(*)310	177

Unit: kg

### NOTE:

Ratings are based on ISO standard 10567. Rated loads do not exceed 87% of hydraulic lift capacity or 75% of tipping load.

- The values marked with an asterisk (\*) are limited by the hydraulic capacities.
- Calculations are based on the machine resting on a uniform and firm surface.
- The lifting point is a hypothetical hook placed behind the bucket.

# Mini-Excavator

## PC18MR-3

### Standard Equipment

---

- ROPS (ISO 3471) / FOPS (ISO 10262) canopy
- Variable undercarriage (HS version)
- Rubber shoes
- 965 mm digging arm
- 1 / 2 way auxiliary hydraulic circuit for attachments up to the boom
- Extension of the auxiliary hydraulic circuit up to the arm, with quick couplings
- Two speeds with "Automatic Shift Down"
- Komtrax - Komatsu satellite monitoring system
- Adjustable seat
- Lifting cylinder guard
- Working light on boom
- Safety valve on bucket element
- Travel acoustic alarm

### Optional Equipment

---

- ROPS (ISO 3471) / FOPS (ISO 10262) tilting cab with heating
- 1.215 mm digging arm
- Bucket range (250 - 450 mm)
- 1.000 mm ditch cleaning bucket
- Rotating beacon
- Rear-view mirrors
- Komatsu quick-coupler
- Buckets with Kmax teeth

---

Your Komatsu partner:

**KOMATSU**

**Komatsu Europe  
International NV**  
Mechelsesteenweg 586  
B-1800 VILVOORDE (BELGIUM)  
Tel. +32-2-255 24 11  
Fax +32-2-252 19 81  
[www.komatsu.eu](http://www.komatsu.eu)

WESS004403 12/2010

Materials and specifications are subject to change without notice.  
**KOMATSU** is a trademark of Komatsu Ltd. Japan.