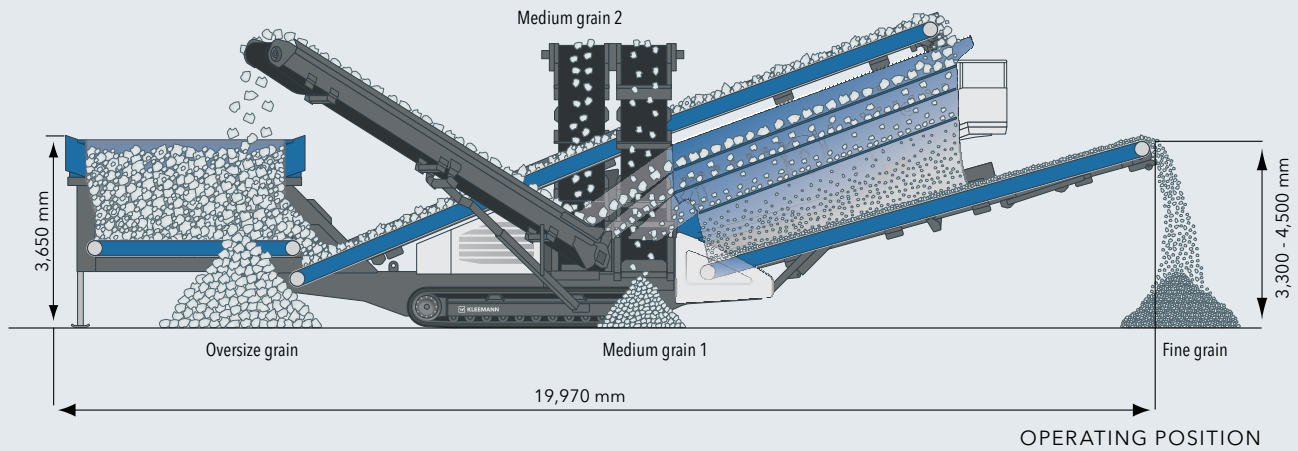


TECHNICAL INFORMATION | MOBILE SCREENING PLANTS

MOBISCREEN MS 953/953i EVO





TECHNICAL HIGHLIGHTS

- Mobile triple deck screening unit
- Diesel-hydraulic drive
- Classifying screen plant
- Maximum feed size 150 mm

TECHNICAL INFORMATION MS 953/953i EVO

Feeding unit

| | |
|---|-----------|
| Feed capacity up to approx. (t/h) | 500 |
| Feed size max. (mm) | 150 x 150 |
| Feed height - foldable slotted grate (mm) | 3,650 |
| Hopper volume (m³) | 8 |

Hopper discharge conveyor

| | |
|---------------------|---------------|
| Width x length (mm) | 1,200 x 3,500 |
|---------------------|---------------|

Feeding conveyor

| | |
|---------------------|----------------|
| Width x length (mm) | 1,200 x 12,000 |
|---------------------|----------------|

Screening unit

| | |
|---------------------|--------------------|
| Type | Triple deck screen |
| Width x length (mm) | 1,550 x 6,100 |

Fine grain discharger conveyor

| | |
|-------------------------------|---------------|
| Width x length (mm) | 1,200 x 8,100 |
| Discharge height approx. (mm) | 3,300 - 4,500 |

Side discharge conveyor, right

| | |
|-------------------------------|--------------|
| Width x length (mm) | 800 x 10,200 |
| Discharge height approx. (mm) | 5,000 |

Side discharge conveyor, left

| | |
|-------------------------------|--------------|
| Width x length (mm) | 800 x 10,200 |
| Discharge height approx. (mm) | 5,000 |

Transfer conveyor

| | |
|---------------------|-------------|
| Width x length (mm) | 650 x 1,800 |
|---------------------|-------------|

Oversize grain conveyor

| | |
|-------------------------------|-------------|
| Width x length (mm) | 500 x 8,900 |
| Discharge height approx. (mm) | 4,900 |

Power supply unit

| | |
|--|------------------|
| Drive concept | Diesel-hydraulic |
| MS 953: Deutz (Tier 3/Stage IIIA) (kW) | 87 |
| MS 953i: Deutz (Tier 4f/Stage IV) (kW) | 105 |

Transport

| | |
|-------------------------------|--------|
| Transport height approx. (mm) | 3,400 |
| Transport length approx. (mm) | 18,600 |
| Transport width approx. (mm) | 3,200 |
| Transport weight approx. (kg) | 36,300 |



MOBISCREEN MS 953/953i EVO

The mobile screening plant MOBISCREEN MS 953 EVO is equipped with a 9.5 m² screen box. The triple-deck screening plant impresses with a feed capacity of up to 500 t/h. It is operated by a modern control system. All functions are thus easy to control, operating statuses and machine functions can be viewed at any time.

STANDARD EQUIPMENT

- Triple-deck classifying screen
- Hopper unit 8 m³
- Foldable tipping grid, gap width 100 mm, hydraulic folding (remote control, small)
- Feeding conveyor, smooth belt
- Oversize grain conveyor, belt width 500 mm, discharge height max. 5,200 mm
- Side discharge conveyors, belt width 800 mm, discharge height max. 5,000 mm
- Fine grain conveyor, belt width 1,200 mm, discharge height max. 4,500 mm
- Detachable, wired machine control system with the functions: crawler chassis, operation of discharge conveyors and foldable tipping grid (transport and production position), automatic mode, emergency-off, moving support legs in and out, inclination adjustment for the fine grain conveyor and screen box, shifting and raising of the feeding conveyor, speed setting of hopper discharge conveyor, side discharge conveyors, oversize grain conveyor

OPTIONS

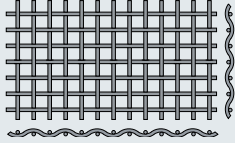



- Hopper unit 10 m³
- Wear lining made of wear-resistant steel (KRS) or rubber (for 8 and 10 m³)
- Vibrating slotted grate for separating feed material, gap width of upper deck 100 mm, gap width of lower deck 32 - 90 mm
- Dosing flap on hopper unit for continuous material flow
- Feeding conveyor, chevron belt made of solid rubber, prevents material from rolling back
- Feeding conveyor material brake prevents material from rolling back
- Screen blanket prevents feed material from jumping over on the upper deck
- Oversize grain conveyor can be configured on left or right, belt width 500 mm, discharge height 4,900 mm (no retrofit possible)
- Belt cover for the feeding conveyor or fine grain discharge conveyor
- External power supply - for cost-effective mains operation, switch between two energy sources possible: separate drive (diesel engine) or external power supply
- Radio remote control: crawler chassis, oversize grain conveyor, tipping grid, emergency stop
- Remote control for foldable tipping grid, can be supplemented for wired remote control (omitted if plant is equipped with radio remote control)
- Line coupling for interlinking with further KLEEMANN plants
- Large selection of screen surfaces for all decks with different mesh widths
- Screen beaters for usage with sticky material
- Water spraying system for dust reduction
- Lighting, halogen or LED



SPARE PARTS

Cost-effective operation of the machine also requires selection of the correct wear parts. KLEEMANN original parts are ideally tuned to the requirements of users and machines. They are characterised by a long service life, superior quality, high availability and trouble-free assembly. We support our customers with our application know-how and competent advice, which allows them to find the optimum wear part for their specific application.

APPLICATION-DEPENDENT WEAR PARTS

| | | |
|---|---|--|
| <p>Screen surfaces</p> |  | <ul style="list-style-type: none"> ☑ Screen surfaces with different mesh shapes, wire qualities and thicknesses available: <ul style="list-style-type: none"> > Square mesh > Rectangular mesh > Harp screens (G-harp, W-harp, S-harp, Varia harp) |
| <p>Scraper ledges</p> <p>Front scraper</p> <p>Wedge stripper</p> |  | <ul style="list-style-type: none"> ☑ Wedge stripper for protecting the conveyor belts ☑ Wear reduction through abrasion-proof plastic materials ☑ Precise scrapers guarantee less material loss ☑ Available for: <ul style="list-style-type: none"> > Oversize grain conveyor (no front scraper but a beating roller) > Side discharge conveyor (no front scraper but a beating roller) > Fine grain discharge conveyor > Transfer conveyor (without wedge stripper) > Feeding conveyor, smooth > Hopper discharge conveyor > Cleated belt (no front scraper but a beating roller) > Feeding conveyor, cleated belt (no front scraper but a beating roller) |
| <p>Conveyor belts</p> |  | <ul style="list-style-type: none"> ☑ Closed multi-layered conveyor belts are suitable for all requirements and increase the conveying capacity of the plants ☑ Cleated belt with full-rubber edges guarantees optimum material transport ☑ Resilient rubber intermediate links dampen impacts of different materials ☑ Smooth design or cleated belt |
| <p>Conveyor belt rollers</p> |  | <ul style="list-style-type: none"> ☑ High-quality rollers in the belt conveyors for transporting heavy materials ☑ Simple on-site maintenance thanks to easily replaceable rollers ☑ Available in different versions: <ul style="list-style-type: none"> > Support roller for feeding > Lateral guide roller > Return roller |

Further information can be found at www.partsandmore.net or in our Parts and more catalogue