

**CASE IH**  
AGRICULTURE  
FOR THOSE WHO DEMAND MORE

# MAXXUM

TRACTORS 115 - 150 HP



MACHINE  
OF THE YEAR 2018



## THE MAXXUM SERIES

OF COURSE IT'S IMPRESSIVE – IT'S RED!

Maxxum has long been the name by which mid-range tractors are measured, a by-word for models which are agile, frugal, strong and dependable. Now there's an even wider line-up of model specifications to choose from, providing you with a broader range of transmissions to match exactly the demands of your business. It may have a new name, but ActiveDrive 4 is the 16F/16R four-speed powershift, used in Maxxum models, that's been proven in countless Maxxum and Maxxum Multicontroller tractors sold since these models were introduced. Maxxum Multicontroller models are equipped with the new ActiveDrive 8 24F/24R eight-speed powershift, for even greater efficiency and ease of use when tackling demanding tasks, whether in the field or on the road. And, of course, there remains a third option: CVXDrive - the ultimate stepless transmission. Maxxum has always been more of a tractor. Now it offers more of a choice.

**THE MAXXUM. MAKES FARMING EASY.**



# THREE MODELS, THREE TRANSMISSIONS ONE MAXXUM SERIES

You've never had a wider choice.

Whether you're a farmer or a contractor, we know you take pride in what you do and how your business appears to others. That's why we've made Maxxum the most stylish mid-rangers we've ever produced, while ensuring they remain easy to operate and maintain. These are tractors you'll be proud to own, proud to operate.

## MAXXUM

5 models from 116 to 145 hp  
with ActiveDrive 4 transmission

Standard Maxxum models may be the entry level tractors in the range, but they are equipped with a specification that's comprehensive by any measure, with just the right level of technology to meet modern day demands. They benefit from the ActiveDrive 4 transmission with 16F/16R 40 km/h four-speed powershift, a comfortable cab, up to four mechanical remote valves and the same implement-handling capabilities as other Maxxum models. These simple, straightforward machines make for a cost conscious investment, but their ability to get your jobs done is just the same as that of other models in the range.

## MAXXUM MULTICONTROLLER

5 models from 116 to 145 hp  
with ActiveDrive 8 transmission

Maxxum Multicontroller models make both tractor and operator more productive, courtesy of the trademark Case IH Multicontroller, which puts multiple operating functions at the driver's fingertips. From full transmission operation via thumb-operated powershift and power-shuttle control, to engine speed control and the operation of electrical remote valves, everything is immediately at hand. Intuitive, instinctive operation is the hallmark of every Case IH Multicontroller-equipped tractor, bringing with it benefits for productivity and efficiency. And now, with the new 24F/24R ActiveDrive 8 eight-speed powershift transmission, which features automatic shifting, Maxxum Multicontroller models are even easier to operate.

## MAXXUM CVX

5 models from 116 to 145 hp  
with CVXDrive continuously variable transmission

As one of the innovators in continuously variable transmission technology, Case IH remains at the forefront of CVT design and implementation in tractors, creating systems that offer the ultimate in efficiency yet are intuitive to operate. The Case IH CVXDrive transmission, available on Maxxum models from 116-145hp, suits all operators, from full-time staff to occasional drivers. And with a new 175hp (max) six-cylinder Maxxum 150 CVX at the top of the range, there's now a choice of four- or six-cylinder models at this power level.



**AUTOMATIZED EFFICIENCY**

Now, all Multicontroller models feature the ActiveDrive 8 transmission with 24 x 24 gears in three ranges, providing a wide coverage of speeds for working applications spanning low / medium and high speed bands, of the new ActiveDrive 8 eight-step powershift.

## LOOKS GOOD. WORKS GOOD. FEELS GOOD.

Features designed to make a difference.

From the outside, you'll notice that Maxxum tractors look strikingly different to their predecessors, with sharp fresh styling and improved lighting. But it's what you can't initially see that makes these tractors so different to their forebears. From the latest FPT engines – more frugal, cleaner and with greater power outputs than before – to operating feature updates designed to make your life easier. Everywhere you look you'll find improvements designed to make a difference to your working day. And with the lightest, smallest tractor in the industry from a six-cylinder engine of this power output, with the Maxxum 150 Case IH offers something no other manufacturer can provide.

### THE MAXXUM. GET THE MAXIMUM OUT OF YOUR DAY.

MODELS	Rated power ECE R120 <sup>1)</sup> @ 2,200 rpm (kW/hp(CV))	Maximum power ECE R120 <sup>1)</sup> with Power Management <sup>2)</sup> @ 1,800 - 1,900 rpm (kW/hp(CV))	Number of cylinders / Capacity (cm <sup>3</sup> )	Max. pump flow rate Standard (Optional) (l/min)	Max. lift capacity (kg)
Maxxum 115 / Maxxum 115 Multicontroller / Maxxum 115 CVX	85 / 116	107 / 145	4 / 4,485	86 (121) / 86 (150) / 133	7,864
Maxxum 125 / Maxxum 125 Multicontroller / Maxxum 125 CVX	92 / 125	114 / 155		86 (121) / 86 (150) / 133	
Maxxum 135 / Maxxum 135 Multicontroller / Maxxum 135 CVX	99 / 135	124 / 169		86 (121) / 86 (150) / 133	
Maxxum 145 / Maxxum 145 Multicontroller / Maxxum 145 CVX	107 / 145	129 / 175		86 (121) / 86 (150) / 133	
Maxxum 150 / Maxxum 150 Multicontroller / Maxxum 150 CVX	107 / 145	129 / 175	6 / 6,728	86 (121) / 86 (150) / 133	

<sup>1)</sup>ECE R120 correspond to ISO 14396 and 97 / 68 / EC. <sup>2)</sup> Power Management is only available during mobile PTO and haulage applications





#### PERFECT LIGHTING

Early starts and late finishes are part and parcel of farming. That's why Case IH gives you yet more lighting power with the latest generation Maxxum tractors. New front working lights and roof styling incorporates a full 360-degree lighting package to ensure you can see not just what's ahead of you and how things are performing to the rear, but out to the extremities of your implement as well.

**EFFICIENT POWER** **EP**  
MORE PRODUCTIVITY • LESS FUEL



**Best in class efficiency –**  
Excellent PowerMix figure only  
258 g/kWh specific fuel  
consumption

#### COMFORTABLE RIDE

Case IH knows: a comfortable operator is a productive operator, and that's why we've put even more focus on driver features in these latest Maxxum models. From cab and front axle suspension system to an enhanced range of seating options, Maxxum tractors are designed to ensure the operator remains comfortable hour after hour, day after day, regardless the task or terrain.

#### PRACTICAL FEATURES

Underneath the revised styling of the latest Maxxums lie some significant practical enhancements. Headland Management Control II - HMC II - is offered on Maxxum Multicontroller and Maxxum CVX models. It automates workflows for less driver fatigue and higher productivity. Now, with new AFS AccuTurn™ technology, these processes are combined, automating the entire headland operation.

# NO BETTER WORKPLACE

Your fields. Your farm. Your Maxxum.

In farming, your office is the outdoors, but you need a place of comfort and quiet from which to manage it. That's exactly what's on offer when you take a seat in a Maxxum cab.


THE MAXXUM. MAXIMUM DRIVING EXPERIENCE.











## BEST PRACTICE

No better way to spend your working day.

1 Maxxum standard comfort cab.

2 Dual motion driver seat and Multicontroller armrest.

3 Front axle suspension for better driving comfort.

When you're managing your business from an office using the latest technology, you expect a certain standard of comfort – and with more and more farm management taking place from the field, Case IH brings that same standard to your tractor. For today's tractor operators, the office is the tractor cab, allowing them to manage multiple tasks, from controlling an implement to monitoring its performance and taking phone calls. With a Maxxum, you can do all those things and more in the same standard of comfort you'd expect from any other office.

Different seating options for all models take the strain out of long hours in the cab. There are various seat comfort level choices – from the Deluxe air suspension seat to the Dual Motion seat, offering greater back support and making rearward vision easier on the body.

The Maximo Evolution leather seat with active suspension and integrated heating and ventilation offers the ultimate level of comfort for Maxxum Multicontroller and Maxxum CVX.

Case IH ergonomic engineers have put every operating feature at your fingertips, whatever the level of tractor specification. Standard, Multicontroller and CVX models are all equally easy to operate and, when equipped with a Case IH LRZ loader, Maxxum tractors are simple to control, nimble to manoeuvre and can be equipped with joystick controls which are a perfect cab fit.

**THE MAXXUM. MAXIMUM DRIVING COMFORT.**

### ADVANTAGES

- Numerous seating options
- Intuitive controls
- Excellent vision to front, sides and rear
- Choice of standard, Multicontroller or CVX models
- Cab and front axle suspension available for a perfect ride.



A

## YOUR MAXXUM AT YOUR FINGERTIPS

Tractor operation has never been easier.

If you've operated a Maxxum before, you'll know how intuitive its controls are; if you haven't, take a seat and find out! These are tractors designed by people who understand tractors – people who understand farming. Whether your requirement is for a machine with standard specification or one with the most advanced technology package, there is a level of Maxxum to suit, each as simple to operate as the others. Depending on model, Maxxum tractors can be specified in ActiveDrive 4, ActiveDrive 8 Multicontroller or CVXDrive Multicontroller format and each one offers virtually identical levels of comfort and operational ease. The tractor performance monitor is located in the right-hand A-post and, combined with the AFS Pro 700™ touchscreen monitor, the Maxxum Multicontroller and Maxxum CVX instrument layout provides you with a clear overview and real control for safe and stress-free operation.

**THE MAXXUM. RE-DEFINING EASE OF OPERATION.**



LOADER MODELS	Max. lift capacity (kg)	Max. height at pivot (mm)	Loading height edge blade parallel / tilted (mm) / (mm)	Tractor power minimum hp / maximum hp
LRZ 100	2,540	3,740	3,530 / 2,690	70 / 110
LRZ 120	2,300	4,070	3,860 / 3,010	90 / 120
LRZ 130	2,640	4,070	3,860 / 3,010	90 / 140
LRZ 150	2,800	4,260	4,050 / 3,210	120 / 180





## ELEVATING BUSINESS

Loader-ready when you are.

1 High visibility roof-window for optimum loader work.

2 Adaptive Steering Control for improved steering response and reduced effort.

3 Quick Attach – easy loader connection.

Case IH Maxxum tractors are available loader-ready from the factory and designed to operate as a system with four Case IH loader models - LRZ 100, LRZ 120, LRZ 130 and LRZ 150. In addition, to make sure you get the most productive loader work from your Maxxum, there's a wide range of buckets and tools.

But the package is about more than just a loader. All Maxxum tractors are packed with features to deliver superior manoeuvrability and visibility. For example, new Adaptive Steering Control eases operation and manoeuvrability. The steering ratio can be selected via the AFS Pro 700 touchscreen monitor either through preset options or a customised setting. There's also a new loader joystick which includes transmission operation buttons, and an ActiveClutch II function lets you stop, inch or vary your speed without having to use the clutch. And a true power

shuttle means no loss of drive or traction when changing direction on slopes with your Maxxum Multicontroller.

LRZ loaders are designed for easy on/easy off operation. No assistance required; drive in, connect, lift, lock, fold up parking stand and away you go. At Case IH we see the LRZ loader as part of the tractor. The wiring, hoses, brackets and control systems are fully integrated into the vehicle at the design stage and not just retrofit as offered by other manufacturers. The high roof visibility window is ideal for loader work. A class 3.5 (all Maxxum) and a class 4 (CVX) front axle is available for heavy loader work.

The Quick-Lock mounting system makes attachment quick and easy. A spring-loaded design keeps the pins with the loader – no loose pins or parts to go missing when you're attaching the loader.

**THE MAXXUM. LOADS OF PERFORMANCE.**

### ADVANTAGES

- Built to precisely match every Maxxum tractor
- Easy to see in operation through one-piece screen and high-visibility roof
- Quick-Lock mounting system makes attachment quick and easy
- Drive in, connect, lift, lock, fold up parking stand and go
- Adaptive Steering Control reduces the number of steering wheel turns required
- ActiveClutch II and Memory shuttle for more efficient loader work with your Maxxum Multicontroller



## MAXXUM POWER, MAXXUM PERFORMANCE

Maximum efficiency whatever the task.





With the Case IH Maxxum range, there's no question about compatibility. Our transmissions and FPT engines were designed as partners from the beginning when these tractors were still on the drawing board. Using our APM - Automatic Productivity Management - technology to co-ordinate engine rpm and CVXDrive transmission ratio,

they work in harmony to provide the best in power availability, fuel efficiency, workrate and output, all whilst meeting the latest emissions regulations.

**THE MAXXUM. MAXIMUM EFFICIENCY.**



# POWER, PRECISION, PERFORMANCE

Designed to be efficient in the toughest conditions.

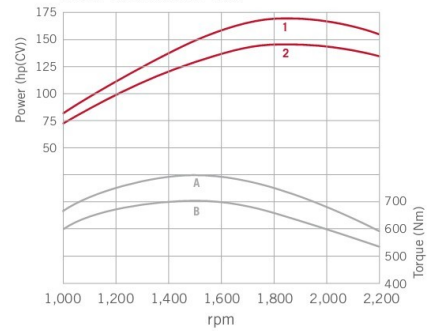


Capable of cutting any task down to size, at the heart of every Maxxum tractor lies one of the industry's most modern, most frugal and most productive engines. With Case IH, there's no question of seeking outside sources of power – our engines come from our sister firm FPT Industrial, producer of some of the most respected powerplants in the business. From the four-cylinder 116 hp Maxxum 115 to the six-cylinder 145 hp Maxxum 150 (rated powers), all feature FPT engines, with four-cylinder 4.5 litre units in all models bar the flagship six-cylinder 6.7 litre Maxxum 150. All are fully Stage IV compliant, courtesy of HI-eSCR exhaust after-treatment, which has no impact on the engine's performance, and there's no particle filter to service or replace.

Power Management offers up to 175 hp on the Maxxum 150 for PTO and road haulage applications. All Maxxum CVX models benefit from Automatic Productivity Management (APM), a system which helps cut fuel consumption by adjusting engine speed and CVXDrive transmission to keep PTO speed constant, while Eco Drive enables minimum and maximum engine speeds to be set to match the engine performance to the task in hand, thereby minimising fuel use. Furthermore, the latest Maxxums feature extended fuel and urea capacities of up to 250 litres and 39.5 litres respectively, keeping refilling to a minimum.

**THE MAXXUM. NOTICEABLE PROGRESS.**

**CASE IH MAXXUM 135**



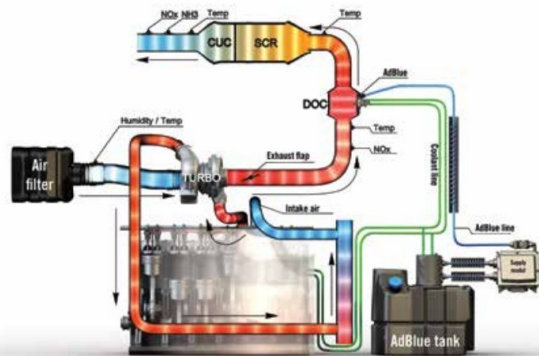
Curves 1 and A with Power Management  
Curves 2 and B without Power Management

## ADVANTAGES

- FPT engine technology from 116 to 145 hp (rated) all Stage IV compliant
- HI-eSCR exhaust gas treatment
- Up to 34 hp (cv) additional
- Four- or six-cylinder options at 145 hp
- Automatic Productivity Management (APM) and ECO drive helps to cut fuel consumption on Maxxum CVX models
- Up to 250 litres fuel tank capacity
- Industry leading 600 hour service interval



Best in class efficiency – 258 g/kWh



**1** ActiveDrive 4 transmission controls in Maxxum models and ....

**2** advanced armrest control in Maxxum Multicontroller™ tractors equipped with ActiveDrive 8 transmission.



# SIMPLER OR SMARTER

Choose how you want to operate.

## ACTIVEDRIVE 8 ADVANTAGES

- Eight-speed powershift in three ranges, 24x24 gears
- 40 km/h, 40 km/h ECO at reduced engine speed or 50 km/h
- Selectable transmission automation
- Creeper speeds available down to 190 m/h


The 16F/16R four-speed powershift that's the standard transmission in Maxxum tractors now has a new name – ActiveDrive 4. But it also has a completely new partner, too. ActiveDrive 8 is a new three-range, eight-speed powershift transmission from Case IH, providing a total of 24 speeds in both forwards and reverse. Available on Maxxum Multicontroller models – which can now also be specified with either mechanical or electronic remote valves – the transmission incorporates a number of features designed to make the tractor more efficient and the driver more relaxed.

Covering speeds up to 10.7kph, range one is specifically designed for heavier draft work. Range two, the main working range, covers nearly 90% of all field, grassland and loader application requirements, allowing you to work under full load, without any torque disruption, from 4.3-18.1kph. For road travel, the transmission is designed to start in range three, and a skip-shift function allows you to quickly progress through the powershift speeds. An auto shift feature means you can set the tractor to progress automatically through any set of eight speeds in the field, and through all 16 gears in the top two ranges on the road. A pedal kick-down function can be used to override the transmission automation and cause it to downshift.

Clutching is necessary only for range changes, making this transmission ideal for key

power-hungry tasks where momentum is important, such as cultivations or mowing with twin or triple mowers. A true power shuttle ensures no loss of drive or traction during changes of direction on slopes, while a 'ActiveClutch II' feature makes stopping at road junctions or when stacking bales with a loader much safer and easier. Both shifting and shuttle response can be modulated according to the task in hand.

## THE MAXXUM. MAXIMUM EFFICIENCY.







22



1



2

## CVXDRIVE STANDS FOR EFFICIENCY

The definition of continuously-variable performance.

1 Double clutch technology DKT™ (Doppel-Kupplungs-Technologie).

2 CVXDrive transmission – stepless drive between 0-50 km/h.

Case IH was among the first manufacturers to adopt continuously-variable transmissions for tractors in the mid-1990s, and with over two decades of experience our engineers know more than most about applying this technology for the benefit of farmers.

Just like their larger cousins in the Case IH range, Maxxum tractors are available with CVXDrive continuously variable drive technology, offering seamless travel from standstill up to 50 km/h, which can be achieved at a fuel-frugal 1,700 rpm. CVXDrive transmissions use a DKT (Doppel-Kupplungs-Technologie) double clutch system for optimal performance. However, CVXDrive technology is about more than just efficiency; it's about ease of use, which is why we've ensured Maxxum CVX tractors are incredibly simple to operate, suiting them to all types of operator and operation.

Creep speeds are integral, while the CVXDrive transmission also offers Active Stop capability, allowing full stopping and starting using only the throttle, even on hills, without the need to use the clutch or brakes.

**THE MAXXUM. MAXIMUM EASE OF USE.**

### ADVANTAGES

- Continuously variable transmission with 0-50 km/h ECO capability and fully-automatic range change under full draft load
- Ultra-efficient DKT™ double clutch technology
- Automatic Productivity Management (APM) for optimum efficiency
- Automatic parking brake
- Active Stop: holds the tractor stationary with/without load, without applying the brakes
- Responsive foot pedal drive mode with kick-down function for fast response



## PTO PACKAGES FOR POWER AND ECONOMY

Making sure everything runs smoothly.

Whether mowing, tedding or baling, spreading, spraying or drilling, different PTO-powered implements place different demands on a tractor's power take-off. That's why Maxxum tractors can be specified to offer up to three PTO speeds at the rear – 540, 540E, 1,000 or 540E, 1,000, 1,000E rpm. Standard speeds provide power for tough tasks such as power harrow operation, while 'E' economy speeds allow full shaft speed to be attained at lower engine rpm, reducing fuel consumption on lighter jobs. The 540E economy PTO, for example, operates at an engine speed of just 1,546 rpm. There is also a ground speed PTO for special trailed equipment.

The rear PTO is driven directly from the engine flywheel, for the ultimate in power transmission efficiency. Soft-start engagement gradually increases torque on the driveline as

soon as sensors detect a high starting resistance, ensuring a smooth start to protect both tractor and implement.

A 1,000 rpm front PTO option allows you to double your productivity when combined with the optional front hitch to pair a front-mounted mower with a rear unit, for example.

A hydraulic brake ensures implement operation stops immediately once the PTO is switched off. On Maxxum Multicontroller and Maxxum CVX tractors, a PTO management system switches the PTO on mounted implements on and off at the headlands according to its rear hitch position, completely automating the dis/engagement process.

### THE MAXXUM. MAXIMUM ECONOMY

### ADVANTAGES

- Up to three PTO speeds at the rear – 540, 540E, 1,000 or 540E, 1,000, 1,000E rpm
- 'E' economy speeds allow full shaft speed to be attained at lower engine rpm
- 540E economy PTO, for example, operates at an engine speed of just 1,546 rpm
- Ground speed PTO for special trailed equipment
- Hydraulic PTO safety brake
- Front 1,000 rpm PTO option







## COMPLETELY COMPATIBLE

Built to handle every implement.

**1** The perfect match: front hitch and front PTO.

**2** Fender controls for easy implement connection.

**3** Maxxum models equipped with up to 4 mechanical rear remote valves.

Whether asked to handle heavyweight cultivation kit or to power oil-hungry implements, the implement connections on Maxxum tractors make them more than capable of supporting machines of every description.

A fixed displacement pump delivers up to 86 l/min of oil flow, whilst a high capacity, pressure flow compensating, variable displacement piston pump is optional on Maxxum and Maxxum Multicontroller models and standard on Maxxum CVX tractors. Depending on model, it delivers from 121 up to 150 l/min of oil through a power beyond port or up to 100 l/min to any individual remote valve. A priority valve diverts flow to the steering circuit as required, for a fast response whilst providing maximum possible flow to external circuits.

With a lift capacity of up to 7,115 kg (on tractors with an 86 l/min hydraulic pump) or 7,864 kg (on tractors with a 121/133/150 l/min pump), Maxxum models are more than capable of handling what's hitched up to them, whilst a 3,100 kg front linkage is optional. Electronic Hitch Control is standard on all Maxxums, with full electronic draft control sensing and Hitch Ride Control.

Maxxum models feature up to four rear and two mid-mounted mechanical remote valves, while Maxxum Multicontroller and Maxxum CVX tractors offer up to four rear and three mid-mounted electronic remote valves. Three or four rear mechanical remote valves are optionally available for Maxxum Multicontroller and Maxxum CVX. Colour coding makes remote valve operation easier, as does a new rear remote design laid out either side of the top link.

**THE MAXXUM. MAXIMUM CAPACITY.**

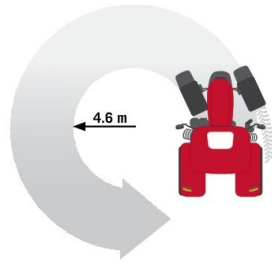
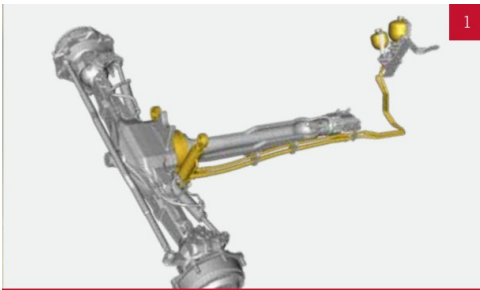
### ADVANTAGES

- Rear lift capacity of up to 7,864 kg
- Optional 3,100 kg front linkage
- 86/121/133/150 l/min hydraulic pump
- Electronic Hitch Control with full electronic draft control sensing and Hitch Ride Control
- Up to four rear and three mid-mount remote valves available
- New rear remote design and colour coding make hitching up easier





28



**1** Front axle suspension for more comfort and better traction.

**2** Turning radius of just 4.6 m on all Maxxum models.

## MAXIMUM TRACTION, ULTIMATE SAFETY

The power to pull, the strength to stop.

With excellent power to weight ratios, Maxxum tractors offer the ultimate combination of muscle and lightness. Easily-controllable horsepower is what Maxxum tractors have always been about, and whilst the latest generation models offer you more power, ease of handling is unchanged. A traction management system ensures that whether you're in your fields or between them, steering, braking and safety will be precise whatever the conditions.

Depending on specification, Maxxum models are equipped with a self-locking differential or an electrohydraulic differential with optional 4WD and differential lock management. Maxxum Multicontroller and Maxxum CVX models benefit from automatic 4WD and differential lock dis/engagement. The standard Ride Control system reduces pitching movements and improves mounted implement transport stability.

The suspended front axle provides a more comfortable ride, increases traction and boosts fuel efficiency. On Maxxum models the addition of a second accumulator provides greater comfort both in the field and on the road, plus improved traction on the land.

Heavy duty, maintenance-free, oil-immersed disc brakes are standard, whilst 50 km/h models are fitted with front axle brakes for additional braking power. Trailer air braking systems are optional.

A compact design gives Maxxum tractors a turning circle of just 4.6 m. The dynamic fender turn to 30° that allows full usage of the wide steering angle.

### THE MAXXUM. MAXIMUM DRIVING COMFORT.

### ADVANTAGES

- High power to weight ratio
- Improved front axle suspension
- Front axle braking on 50 km/h models
- Tight turning circle
- 4wd/diff lock/traction management
- Compact design



## STAY ON THE RIGHT TRACK

Case IH Advanced Farming Systems (AFS™) for top efficiency.



What adds to the great feeling of owning and driving Case IH's latest tractor is knowing that the Maxxum Multicontroller and Maxxum CVX are an intelligent investment. This is underlined by value-adding features such as the latest Advanced Farming System (AFS™), full ISOBUS compatibility and the HMC II headland management system. We have designed our AFS™ concept to optimise your operating costs and make driving long days in the field an enjoyable, stress-free experience.

ISOBUS compatibility goes without saying on this class of tractor and controls on the Maxxum's AFS PRO 700 touchscreen monitor are the best you will experience. Similarly, we have enabled the headland management system (HMC II) to automate more and more of the tractor's operations.

**THE MAXXUM. MAXIMUM PROFITABILITY.**



**AFSSUPPORTCENTER**  
0 800 0281 910  
afssupporteur@caseih.com

32





## PRECISION EQUALS PROFIT

Case IH Advanced Farming Systems (AFS):  
get more from every input.

**1** xFill bridges RTK+ signal gaps of up to 20 minutes

**2** AFS AccuGuide: GPS and GLONASS based guidance

**3** Monitor and manage your machines with AFS Connect™ Telematics

Case IH Advanced Farming Systems (AFS™) have been at the forefront of precision farming for more than a decade. Case IH AFS tools include everything you need to achieve repeatable accuracy, reduce overlaps, cut input costs and maximise your profitability.

Maxxum Multicontroller and Maxxum CVX tractors are available „AFS™ Accuguideready“ and fitted with an AFS Pro 700™ touchscreen monitor. This means that your dealer can pre-install a fully automatic, integrated GPS/GLONASS guidance system to give you industry-leading precision in the field. Add a local RTK+ signal station and it points you directly to 2.5 cm pass-on-pass accuracy. Don't worry about line-of-sight signal reception; our software features the xFill

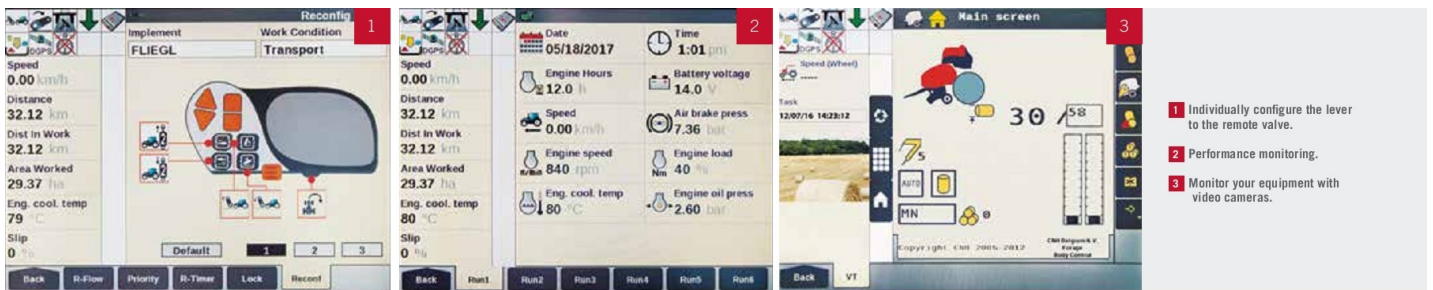
app that bridges the RTK+ system for up to 20 minutes so the AFS system keeps its sense of direction even in the shadow of buildings etc.

The optional Case IH AFS Connect™ telematics system allows farm owners and managers to monitor and manage their machinery from the farm office. They can track machines in real time on the farm computer to observe how the machines are performing through the use of precision guidance GPS signals and wireless data networks. Analysing the data it provides helps to improve logistics, minimise fuel consumption and maximise performance.

**THE MAXXUM. MAXIMUM PRECISION.**

### ADVANTAGES

- Range of signal accuracies available
- Receivers use both GPS and GLONASS signals
- Low cost RTX signal solution
- Optional high accuracy RTK+ signal with accuracy levels down to 2.5 cm
- Integrated AccuGuide auto-guidance for Maxxum Multicontroller and Maxxum CVX
- xFill bridges RTK+ signal gaps of up to 20 minutes
- AFS Connect telematics provides machine tracking and performance data



## EVERYTHING AT YOUR COMMAND

Comprehensive coverage, yet simple to comprehend.

Specify a Multicontroller or CVX version of the Maxxum, and you can benefit from the full capabilities of the Case IH AFS Pro 700™ touchscreen monitor, providing complete in-flight productivity management. Integrated into the driver's seat armrest, this touchscreen monitor gives the driver complete control over all the tractor's automated function sequences while providing on-the-move feedback on running costs and yield.

It is easy to set up the tractor using the intuitive AFS Pro 700™ software to communicate directly with the relevant AFS auto-guidance system and synchronise systems with other ISOBUS-compatible machinery. You can also programme and adjust hydraulic flowrates and timers, memorise standardised headland sequences and connect rear-view video cameras.

Once everything is set up, two key features that drivers will be using in the field are the AFS guidance tools and the implement screens, which are displayed automatically on the monitor as soon as front and rear ISOBUS-compatible machines are connected. Now you have full control over the machinery, including time and distance based headland management features, using the touchscreen.

The monitor also provides feedback on productivity and fuel consumption, which you can transmit automatically to your farm PC or save to an external USB drive. The Maxxum Multicontroller and Maxxum CVX is your go-to productivity professional.

**MAXXUM. MAXIMUM CONTROL.**

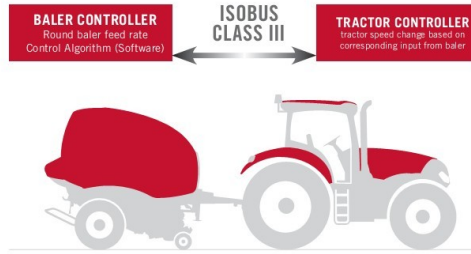
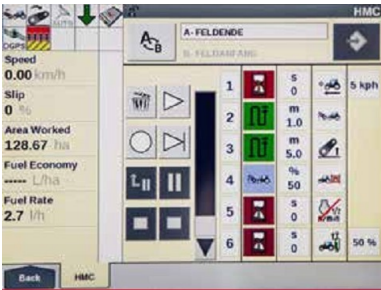
### ADVANTAGES

- Intuitive AFS Pro 700™ touch screen.
- Improved productivity with up-to-the-minute information.
- Individually configure remote valves on the Multicontroller lever.
- Keep an eye on areas which you can't see from the driver seat with optional video cameras.
- Split screen compatible for those who like to install a second AFS Pro 700™ monitor on the baler bar.
- Get instant messages from AFS Connect™.





36



# LESS REPETITIVE, MORE PRODUCTIVE

Headland Management Control II and AccuTurn plus integrated ISOBUS compatibility.

Maxxum Multicontroller and Maxxum CVX models both feature Headland Management Control II, which is designed to assist the driver when turning at the headland. Each step can be programmed either by time or distance travelled. In addition, certain triggers for various other automated functions can be set, such as lowering the engine speed after lifting the implement. A headland sequence can be taken while driving or programmed at a standstill. Playback of the headland sequence can be automatically or manually run, and can be accessed via the Multicontroller, the AFS Pro 700™ monitor or the ICP (Integrated Control Panel) on the armrest. In contrast to ISOBUS I and II, where the AFS Pro 700™ monitor indicates settings of the implement and controls

implements with ISOBUS II, with ISOBUS III it is possible for the implement to control the ActiveDrive 8 and CVXDrive transmissions, and automatically adjust forward speed, hitch position and PTO speed, as well as operating remote valves depending on the implement. The result is optimum efficiency of the implement and tractor.

And now, with new AFS AccuTurn technology, headland management and steering processes are combined, automating the entire headland operation, calculating the optimum turning path and speed and controlling the implement, for even greater efficiency and comfort.


**THE MAXXUM. MAXIMUM AUTOMATISATION.**

**ADVANTAGES**

- Headland Management Control II automates workflows for less driver fatigue and higher productivity.
- ISOBUS II Watch and control implement settings with the AFS Pro 700™ monitor.
- ISOBUS III for best efficiency; the attached implement controls, for example, tractor speed, hitch raise/lower and PTO speed.
- AccuTurn combines automatic steering and headland turning functions for complete automation.



38



REDUCE THE CONSUMPTION OF RESOURCES BY MOVING FROM FOSSIL FUELS TO A **RENEWABLE ENERGY SYSTEM**



INCREASE AGRICULTURAL PRODUCTIVITY TO **IMPROVE FOOD AVAILABILITY**



REDUCE **ENVIRONMENTAL IMPACT** AND OPTIMIZE **ENERGY CONSUMPTION** IN ALL COMPANY PROCESSES



INCREASE OPPORTUNITIES FOR EXCHANGING **IDEAS** AND **GOOD PRACTICES** WITH ALL **STAKEHOLDERS**

# SUSTAINABILITY

It's part of everything we do

Case IH is part of CNH Industrial, one of the world's largest capital goods companies. It has a firm focus on its environmental responsibilities, and has been a seven-time leader in the Dow Jones Sustainability Index. Within the CNH Industrial group:

- 91% of waste is recovered
- 27.5% of water used is recycled and
- 56% of electricity used is from renewable sources.

Being a global leader in capital goods carries great responsibilities, which means that we must be accountable for every global activity we perform. Our responsibility does not stop at the factory gate, and we have made great efforts to be proactive when it comes to the broader global issues surrounding sustainability. Over the years, our work in research and development has been geared towards ensuring that our products continue to achieve increasingly high standards in terms of safety and eco-compati-

bility. Rather than limiting customers to a choice between low operating costs and eco-efficiency, our strategy is to offer products that deliver both.

By providing innovative products and solutions that abide by environmentally responsible operating practices, Case IH is doing its part to address global issues such as climate change. Today's companies face complex and interconnected challenges that demand an ever-evolving approach to sustainability, a scenario that Case IH believes is an important driver in creating long-term value for all its stakeholders, which is a core objective of the brand.

At Case IH, our engineers are focused on producing machines that not only work on the land, but work with it too.

**CASE IH. ALWAYS FUTURE-FOCUSED.**

### THE SUSTAINABILITY GROWTH DRIVERS ARE:

- Necessity to feed an increasing population
- Importance of soil protection for future generations
- Growing sustainable farming solutions
- Increasing public awareness
- Fostering people engagement



## KEEP FARMING

Servicing made simple.

We know that in this business time is critical and the less time you need to spend on servicing the better. Daily checks and routine maintenance on the Case IH Maxxum series are straightforward and convenient. Simply perform your standard checks and your Maxxum is ready for action.

We have designed Maxxum tractors for extended 600-hour service intervals to keep your maintenance costs down and keep you farming.

**THE MAXXUM SERIES. EASY TO SERVICE.**

### ADVANTAGES

- Unrivaled 600-hour maintenance intervals for engine and 1,200 hours for transmission and hydraulics.
- No particle filter service needed due to high efficiency eSCR exhaust gas treatment.
- Easy access for fast daily checks.
- Up to 250 litres fuel tank capacity and 39.5 litres AdBlue tank for a long working day.







42



# BE A FARMER, WE TAKE CARE OF THE REST.

ServiceTeam

The Case IH **SERVICETEAM**, a strong dealer network backed up by local Case IH market teams, industry leading Case IH supporting tools, modern training methods, best in class spare parts support and logistics performance providing Case IH customers with an excellent all-encompassing after-sales service, keeping customers farming!  
 TECHNICAL SUPPORT | SERVICE | PARTS | MAXSERVICE | SERVICEFINANCE

## GENUINEPARTS

**WE KEEP YOUR EQUIPMENT RUNNING.**

Your local Case IH dealer and our dedicated 24/7 parts call centre technicians and their logistic colleagues are all part of the Case IH ServiceTeam network. They're highly trained to give you expert advice and solve problems, ensuring the correct, genuine Case IH parts are located and dispatched right away, reaching you next day or sooner to keep your machine in top condition.

## MAXSERVICE

**AROUND THE CLOCK. AROUND THE COUNTRY.**

When you're working around the clock, MaxService ensures you're never alone. It's a dedicated helpline that connects you to the Case IH ServiceTeam 24/7. Call technicians at your local dealer are ready to assist with technical advice, software solutions and genuine parts ordering. . At peak season, we can keep you farming with breakdown assistance.

## SAFEGUARD GOLD

## SAFEGUARD SILVER

## SAFEGUARD BRONZE

**SAFEGUARD GOLD, SILVER OR BRONZE, IS AN EXTENDED WARRANTY SERVICE PACKAGE.**

Specifically tailored around you and your machinery, it can include maintenance contracts, servicing, telematics, insurance and Case IH finance packages. Most importantly, it provides peace of mind, mechanical coverage and makes the cost of ownership clear and easy to manage.



**AN OPTIMAL FINANCING SOLUTION FOR EVERY INVESTMENT.**

CNH Industrial Capital is the financing company for Case IH. Our employees are financial experts and have many years of experience in agriculture. We do not only know about Case IH products and the market, we also understand the individual requirements of your operations. Therefore we are always able to offer you a financial solution for your new investments that is tailored specifically to your operational requirements. Our most important goal is improving the profitability of your investments!



## MADE IN AUSTRIA

Built with passion.

Every Case IH Maxxum tractor carries the flag for Austrian engineering and manufacturing excellence. Home to the Case IH European headquarters, the St Valentin plant relies on the passion and expertise of our engineers and production workers, as well as state-of-the-art assembly lines to produce tractors ranging from 86 to 300 hp with the highest quality and precision.

Ninety percent of tractors produced here are exported, carrying our culture of excellence around the world. The CNH Industrial tractor plant in St. Valentin, Austria, performs impressively in the annual World Class

Manufacturing (WCM) audit, a success that is attributed to world-class production and highly-qualified employees. WCM stands for competence, quality and performance of enthusiastic staff.

Processes are optimised and testing, as well as quality controls, follow strict regulations that go far beyond recognised industry standards. Our clear focus is to deliver machines that are ideal for leading farming businesses and contractors.



# AT A GLANCE

Maxxum CVX, Maxxum Multicontroller and Maxxum.

	1	Maxxum CVX	2	Maxxum Multicontroller	3	Maxxum
ActiveDrive 4 transmission		-		-		●
ActiveDrive 8 transmission		-		●		-
CVXDrive Continuously Variable transmission		●		-		-
Mechanical remote valves		○		○		●
Electrical remote valves		●		●		-
86 l/min OCLS pump		-		●		●
121 l/min CCLS pump		-		-		○
133 l/min CCLS pump		●		-		-
150 l/min CCLS pump		-		○		-
Cab with low roof / standard roof		○ / ●		○ / ●		● / ○
Deluxe air suspension seat		●		●		●
Dual motion seat		○		○		○
Maximo Evolution alcantara leather seat		○		○		-
Multicontroller armrest		●		●		-
AFS AccuGuide / AFS AccuTurn		○ / ○		○ / ○		-
Headland Management Control II (HMC II)		●		●		-
ISOBUS III		●		●		-

● Standard Equipment   ○ Optional Equipment   - Not available

MODELS	MAXXUM 115 CVX	MAXXUM 125 CVX	MAXXUM 135 CVX	MAXXUM 145 CVX	MAXXUM 150 CVX
<b>ENGINE</b>					
Number of cylinders / Capacity (cm <sup>3</sup> )	4 / 4,485				6 / 6,728
Type / Emission level	Common Rail Diesel engine, turbocharger and Hi-eSCR only exhaust after treatment / Stage IV				
Maximum power ECE R120 <sup>1)</sup> Power Management <sup>2)</sup> (kW/hp(CV))	107 / 145	114 / 155	124 / 169	129 / 175	129 / 175
Maximum power ECE R120 <sup>1)</sup> (kW/hp(CV))	92 / 125	99 / 135	107 / 145	114 / 155	116 / 158
... at engine speed (rpm)	1,800 - 1,900				
Rated power ECE R120 <sup>1)</sup> Power Management <sup>2)</sup> in Field / Road mode (kW/hp(CV))	96 / 131 / 106 / 144	103 / 140 / 113 / 154	114 / 155 / 123 / 167	118 / 160 / 128 / 174	121 / 165 / 128 / 174
Rated power ECE R120 <sup>1)</sup> (kW/hp(CV))	85 / 116	92 / 125	99 / 135	107 / 145	107 / 145
... at engine speed (rpm)	2,200				
Maximum torque Power Management <sup>3)</sup> (Nm @ 1,500 rpm)	590	637	700	700	740
Maximum torque (Nm @ 1,500 rpm)	528	560	605	650	650
Torque rise standard / Power Management <sup>2)</sup> (%)	41 / 42	40 / 43	40 / 42	40 / 37	40 / 40
Fuel tank, diesel Standard (Option) / urea (litres)	250 (210) / 39.5				
<b>TRANSMISSION</b>					
CVX Drive - Continuously variable transmission 50km/h ECO or 40km/h ECO	•				
Powershuttle	•				
Rear axle diff-lock type	Multi disc wet plate with management system				
Service brake	Hydraulically operated multiple wet disc brake, self adjusting				
<b>POWER TAKE OFF</b>					
Type	Shiftable with progressive electro-hydraulic engagement. Auto-PTO optional				
Speeds Standard (Option)	540 / 540E / 1,000 (540E / 1,000 / 1,000E) both with optional ground drive				
... at engine speeds Standard (Option) (rpm)	1,969 / 1,546 / 1,893 (1,592 / 1,893 / 1,621)				
Shaft type Standard (Option)	1 3/8" 21 splines (1 3/8" 6 splines)				
<b>FRONT PTO AND FRONT HITCH</b>					
Front PTO 1,000 speed @ 1,895 rpm	•				
Front hitch max. lift capacity (kg)	3,100				
<b>FOUR-WHEEL DRIVE AND STEERING (DRIVELINE)</b>					
Type	Electro-hydraulic with Auto 4WD and Auto Differential lock*				
Front axle suspension	•				
Min. turning radius <sup>3)</sup> track setting 1,830 mm (m)	4.6				
<b>HYDRAULIC SYSTEM</b>					
System type	Variable displacement, pressure flow compensated pump				
Max. pump flow rate (l/min) / System pressure (bar)	133 / 210				
Control type	Electronic Hitch Control (EHC) with cushion ride control				
Max. lift capacity (kg)	7,864				
OECD lift capacity through range @ 610 mm (kg)	5,284				
Max. number of rear remote valves Standard (Option)	Up to 4 electrical remote valves, power beyond (up to 4 mechanical remote valves, power beyond)				
Max. number of mid mount valves with electronic joystick	3 electr.				
Remote valve timer control	0 - 30 seconds on all models				
Category type	Cat II / III				
Slip control	•				
<b>STANDARD TYRES <sup>4)</sup></b>					
Front	480/65 R28				
Rear	600/65 R38				

MODELS	MAXXUM 115 MULTICONTROLLER	MAXXUM 125 MULTICONTROLLER	MAXXUM 135 MULTICONTROLLER	MAXXUM 145 MULTICONTROLLER	MAXXUM 150 MULTICONTROLLER
<b>ENGINE</b>					
Number of cylinders / Capacity (cm³)	4 / 4,485				6 / 6,728
Type / Emission level	Common Rail Diesel engine, turbocharger and Hi-eSCR only exhaust after treatment / Stage IV				
Maximum power ECE R120 <sup>1)</sup> Power Management <sup>2)</sup> (kW/hp(CV))	107 / 145	114 / 155	124 / 169	129 / 175	129 / 175
Maximum power ECE R120 <sup>1)</sup> (kW/hp(CV))	92 / 125	99 / 135	107 / 145	114 / 155	116 / 158
... at engine speed (rpm)	1,800 - 1,900				
Rated power ECE R120 <sup>3)</sup> Power Management <sup>2)</sup> in Field / Road mode (kW/hp(CV))	96 / 131 / 106 / 144	103 / 140 / 113 / 154	114 / 155 / 123 / 167	118 / 160 / 128 / 174	121 / 165 / 128 / 174
Rated power ECE R120 <sup>3)</sup> (kW/hp(CV))	85 / 116	92 / 125	99 / 135	107 / 145	107 / 145
... at engine speed (rpm)	2,200				
Maximum torque Power Management <sup>2)</sup> (Nm @ 1,500 rpm)	590	637	700	700	740
Maximum torque (Nm @ 1,500 rpm)	528	560	605	650	650
Torque rise standard / Power Management <sup>2)</sup> (%)	41 / 42	40 / 43	40 / 42	40 / 37	40 / 40
Fuel tank, diesel Standard (Option) / urea (litres)	250 (210) / 39.5				
<b>TRANSMISSION</b>					
ActiveDrive 8 - 24x24 8-speed Powershift (40 km/h / Economy 40 km/h / 50 km/h)	• / ○ / ○				
ActiveDrive 8 - 48x48 8-speed Powershift with creeper (40 km/h / Economy 40 km/h / 50 km/h)	○ / ○ / ○				
Powershuttle	●				
Rear axle diff-lock type	Multi disc wet plate with management system				
Service brake	Hydraulically operated multiple wet disc brake, self adjusting				
<b>POWER TAKE OFF</b>					
Type	Shiftable with progressive electro-hydraulic engagement. Auto-PTO optional				
Speeds Standard (Option)	540 / 540E / 1,000 (540E / 1,000 / 1,000E) both with optional ground drive				
... at engine speeds Standard (Option) (rpm)	1,969 / 1,546 / 1,893 (1,592 / 1,893 / 1,621)				
Shaft type Standard (Option)	1 3/8" 21 splines (1 3/8" 6 splines)				
<b>FRONT PTO AND FRONT HITCH</b>					
Front PTO 1,000 speed @ 1,895 rpm	○				
Front hitch max. lift capacity with 86 l/min / 150 l/min pump (kg)	2,800 / 3,100				
<b>FOUR-WHEEL DRIVE AND STEERING (DRIVELINE)</b>					
Type	Electro-hydraulic with Auto 4WD and Auto Differential lock*				
Front axle suspension	○				
Min. turning radius <sup>3)</sup> track setting 1,830mm (m)	4.6				
<b>HYDRAULIC SYSTEM</b>					
System type Standard (Optional)	Fix displacement pump (Variable displacement, pressure flow compensated pump)				
Max. pump flow rate / system pressure Standard (Optional) (l/min / bar)	86 / 190 (150 / 210)				
Control type	Electronic Hitch Control (EHC) with cushion ride control				
Max. lift capacity 86 l/min / 150 l/min pump (kg)	7,115 / 7,864				
OECD lift capacity through range @ 610 mm 86 l/min / 150 l/min pump (kg)	4,781 / 5,284				
Max. number of rear remote valves Standard (Optional)	Up to 4 electrical remote valves, power beyond (up to 4 mechanical remote valves, power beyond)				
Max. number of mid mount valves with electronic joystick Standard (Optional)	3 electr. (2 mechan.)				
Remote valve timer control	0 - 30 seconds on all models				
Category type	Cat II / III				
Slip control	●				
<b>STANDARD TYRES <sup>4)</sup></b>					
Front	480/65 R28				
Rear	600/65 R38				

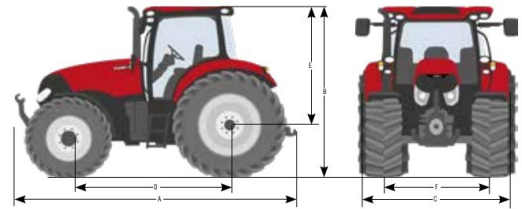
MODELS	MAXXUM 115	MAXXUM 125	MAXXUM 135	MAXXUM 145	MAXXUM 150
<b>ENGINE</b>					
Number of cylinders / Capacity (cm³)	4 / 4,485				6 / 6,728
Type / Emission level	Common Rail Diesel engine, turbocharger and Hi-eSCR only exhaust after treatment / Stage IV				
Maximum power ECE R120 <sup>1)</sup> Power Management <sup>2)</sup> (kW/hp(CV))	107 / 145	114 / 155	124 / 169	129 / 175	129 / 175
Maximum power ECE R120 <sup>1)</sup> (kW/hp(CV))	92 / 125	99 / 135	107 / 145	114 / 155	116 / 158
... at engine speed (rpm)	1,800 - 1,900				
Rated power ECE R120 <sup>1)</sup> Power Management <sup>2)</sup> (kW/hp(CV))	96 / 131	103 / 140	114 / 155	118 / 160	121 / 165
Rated power ECE R120 <sup>1)</sup> (kW/hp(CV))	85 / 116	92 / 125	99 / 135	107 / 145	107 / 145
... at engine speed (rpm)	2,200				
Maximum torque Power Management <sup>2)</sup> (Nm @ 1,500 rpm)	590	637	700	700	740
Maximum torque (Nm @ 1,500 rpm)	528	560	605	650	650
Torque rise standard / Power Management <sup>2)</sup> (%)	41 / 42	40 / 43	40 / 42	40 / 37	40 / 40
Fuel tank, diesel Standard (Option) / urea (litres)	210 (250) / 39.5				
<b>TRANSMISSION</b>					
ActiveDrive 4 - 16x16 4-speed Powershift (40 km/h)	● / ○				
ActiveDrive 4 - 32x32 4-speed Powershift with creeper (40 km/h)	○				
ActiveDrive 4 - 17x16 4-speed Powershift (Economy 40 km/h or 50 km/h)	●				
Powershuttle	●				
Rear axle diff-lock type	Multi disc wet plate with management system				
Service brake	Hydraulically operated multiple wet disc brake, self adjusting				
<b>POWER TAKE OFF</b>					
Type	Shiftable with progressive electro-hydraulic engagement, Auto-PTO optional				
Speeds Standard (Option)	540 / 540E / 1,000 (540E / 1,000 / 1,000E), both with optional ground drive				
... at engine speeds Standard (Option) (rpm)	1,969 / 1,546 / 1,893 (1,592 / 1,893 / 1,621)				
Shaft type Standard (Option)	1 3/8" 21 splines (1 3/8" 6 splines)				
<b>FRONT PTO AND FRONT HITCH</b>					
Front PTO 1,000 speed @ 1,895 rpm	○				
Front hitch max. lift capacity with 86 l/min / 121 l/min pump (kg)	2,800 / 3,100				
<b>FOUR-WHEEL DRIVE AND STEERING (DRIVELINE)</b>					
Type	Electro-hydraulic with management system, differential lock as standard				
Front axle suspension	○				
Min. turning radius <sup>3)</sup> track setting 1,830mm (m)	4.6				
<b>HYDRAULIC SYSTEM</b>					
System type Standard (Optional)	Fix displacement pump (Variable displacement, pressure flow compensated pump)				
Max. pump flow rate / System pressure Standard (Optional) (l/min / bar)	86 / 190 (121 / 210)				
Control type	Electronic Hitch Control (EHC) with cushion ride control				
Max. lift capacity 86 l/min / 121 l/min pump (kg)	7,115 / 7,864				
OECD lift capacity through range @ 610 mm 86 l/min / 121 l/min pump (kg)	4,781 / 5,284				
Max. number of rear remote valves	Up to 4 mechanical remote valves, power beyond				
Max. number of mid mount valves with electronic joystick	2 mechan.				
Category type	Cat II / III				
Slip control	○				
<b>STANDARD TYRES<sup>4)</sup></b>					
Front	480/65 R28				
Rear	600/65 R38				



MODELS	MAXXUM 115 CVX	MAXXUM 125 CVX	MAXXUM 135 CVX	MAXXUM 145 CVX	MAXXUM 150 CVX
<b>WEIGHT / DIMENSIONS <sup>2)</sup></b>					
Approximate shipping weight standard / suspended front axle (kg)	4,890 / 5,190			5,020 / 5,320	
Permissible total weight Class 3 / Class 4 (kg)	10,500 / 10,500				
A: Max. length with front and rear lower links down standard / suspended front axle (mm)	5,137 / 5,189				
B: Total height (low roof / standard cab / suspended cab) (mm)	2,887 / 3,005 / 3,025				
C: Total width across rear fenders with 150mm extension (mm)	2,470				
D: Wheel base standard / suspended front axle (mm)	2,642 / 2,684				
E: Height at centre of rear axle, highest point low roof / standard cab / suspended cab (mm)	2,012 / 2,130 / 2,150				
F: Track setting front / rear (mm)	1,580-2,256 / 1,430-2,134				

MODELS	MAXXUM 115 MULTICONTROLLER	MAXXUM 125 MULTICONTROLLER	MAXXUM 135 MULTICONTROLLER	MAXXUM 145 MULTICONTROLLER	MAXXUM 150 MULTICONTROLLER
<b>WEIGHT / DIMENSIONS <sup>2)</sup></b>					
Approximate shipping weight standard / suspended front axle (kg)	4,890 / 5,190			5,020 / 5,320	
Permissible total weight Class 3 / Class 4 (kg)	10,500 / 10,500				
A: Max. length with front and rear lower links down standard / suspended front axle (mm)	5,137 / 5,189				
B: Total height (low roof / standard cab / suspended cab) (mm)	2,887 / 3,005 / 3,025				
C: Total width across rear fenders with 150mm extension (mm)	2,470				
D: Wheel base standard / suspended front axle (mm)	2,642 / 2,684				
E: Height at centre of rear axle, highest point low roof / standard cab / suspended cab (mm)	2,012 / 2,130 / 2,150				
F: Track setting front / rear (mm)	1,580-2,256 / 1,430-2,134				

MODELS	MAXXUM 115	MAXXUM 125	MAXXUM 135	MAXXUM 145	MAXXUM 150
<b>WEIGHT / DIMENSIONS <sup>2)</sup></b>					
Approximate shipping weight standard / suspended front axle (kg)	4,890 / 5,190			5,020 / 5,320	
Permissible total weight Class 3 / Class 4 (kg)	9,500 / 9,500				
A: Max. length with front and rear lower links down standard / suspended front axle (mm)	5,137 / 5,189				
B: Total height (low roof / standard cab / suspended cab) (mm)	2,887 / 3,005 / 3,025				
C: Total width across rear fenders with 150mm extension (mm)	2,470				
D: Wheel base standard / suspended front axle (mm)	2,642 / 2,684				
E: Height at centre of rear axle, highest point low roof / standard cab / suspended cab (mm)	2,012 / 2,130 / 2,150				
F: Track setting front / rear (mm)	1,580-2,256 / 1,430-2,134				




● Standard Equipment    ○ Optional Equipment  
<sup>1)</sup> ECE R120 corresponds to ISO 14396 and 97 / 68 / EC  
<sup>2)</sup> Power Management is only available during mobile PTO and haulage applications  
<sup>3)</sup> With standard tyres    <sup>4)</sup> Other tyres on request

CASE IH Maxxum brochure – 08/2018 – Cod. 17C0008INB  
Printed in AUSTRIA

WWW.CASEIH.COM

**CNH Industrial Österreich GmbH**  
**Steyrer Straße 32, A-4300 St. Valentin – Austria**

Free phone: 00 800 22 73 44 00

 Safety never hurts! Always read the Operator's Manual before working with any equipment. Inspect equipment before using it, and be sure it is operating properly. Follow the product safety signs, and use any safety features provided. This literature has been published for worldwide circulation. The standard and optional equipment and the availability of individual models may vary from one country to the next. Case IH reserves the right to undertake modifications without prior notice to the design and technical equipment at all times without this resulting in any obligation whatsoever to make such modifications to units already sold. Whilst every effort is made to ensure that the specifications, descriptions and illustrations in this brochure are correct at the time of going to press, these are also subject to change without prior notice. Illustrations may show optional equipment or may not show all standard equipment. Case IH recommends **AKCELA** lubricants.

