



AMAZONE

KE · KX · KG
TL · KW



Rotary harrows and rotary cultivators



The “extreme” stone test track

All AMAZONE soil tillage implements are subjected to extreme stresses, being continuously tested on the stone torture track. This is not only for newly developed machines but also as part of series production supervision, meaning they

are well prepared for the extremely wide range of operating conditions encountered when in actual use. This makes sure that you have the maximum of reliability with all AMAZONE rotary harrows and rotary cultivators.



KE · KX · KG · TL · KW

	Page
The benefits at a glance	4
Long-Life-Drive Quick + Safe System	6
The concept	8
Tines	10
Overview	12
KE Special	14
KE Super	16
e-box	18
Cultimix system	20
Ruggedness	22
KX rotary cultivator	24
KG Special	26
KG Super	28
KG folding rotary cultivator	
Mounted sowing combination with front tank	30
Cultivating, consolidating and sowing “Liftpack” System	34
The eccentric pin	36
Rollers	37
Wedge ring roller	40
RDS – Roller Drill System	42
TL deep loosening	44
GreenDrill	46
Service	47
Technical data	48

Watch it on TV:
www.amazone.tv



Always the right choice

Rotary harrows and rotary cultivators are still the best all-rounder when it comes to seedbed preparation. No other soil tillage implement can be used so flexibly on ploughed or unploughed ground. Used in combination with a rear mounted or pack-top mounted seed drill, they are, for many farms, the ideal system solution.



KE 4000 Super; 4 m working width

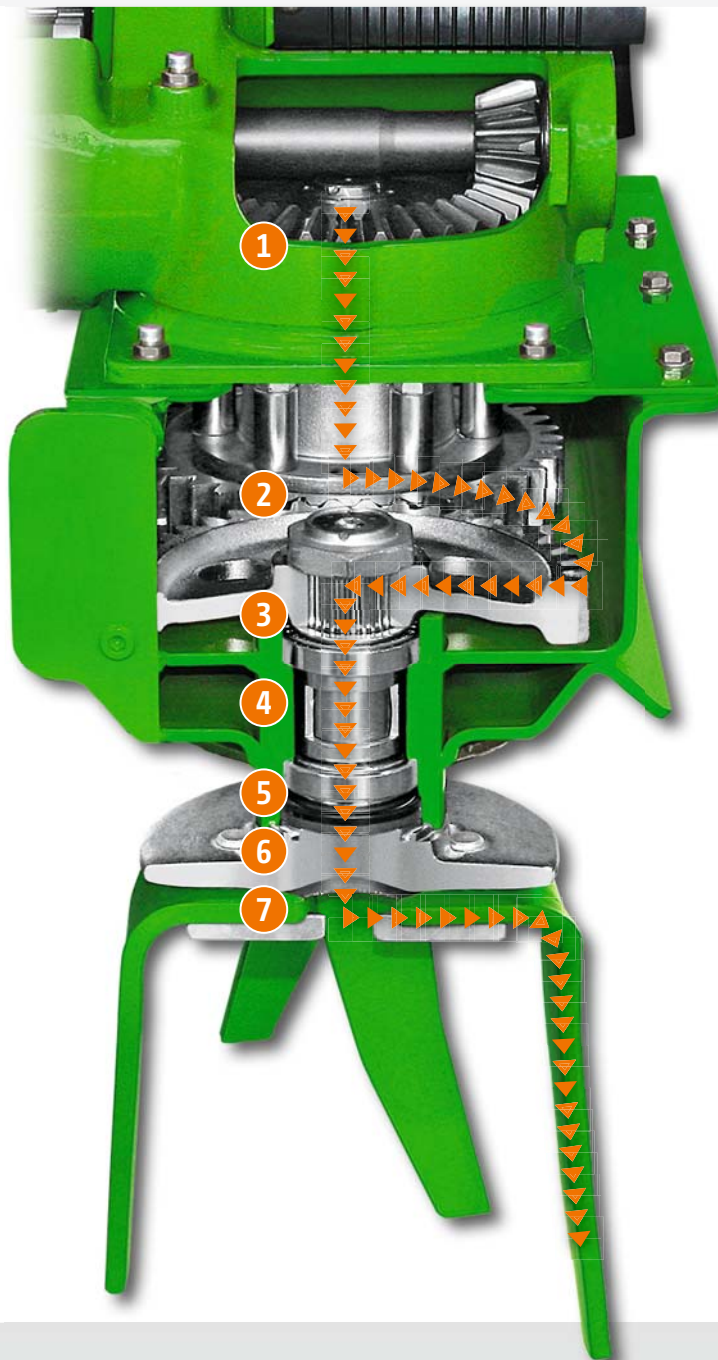
Top features and benefits of the KE, KX and KG

- ⊕ The Long-Life-Drive system includes the ability of the gearboxes to withstand extremely high loads, the over-dimensioned and at the same time precisely machined teeth on the spur gears as well as the accurate manufacture and matching of shafts and bearing bushings.
- ⊕ The Quick+Safe System provides the machines with a quick tine change system and an integrated stone-safety protection.
- ⊕ The large clearance above the tine carriers and between the tines ensures the maximum passage of straw, earth and stones, even when the tines are heavily worn.
- ⊕ The deep, folded profile of the gear trough, made of special hardened steel, is extremely torsion resistant.
- ⊕ The tine carrier and rotor shaft are forged in one piece and made from high-grade steel.
- ⊕ The tine carrier shaft is fitted with wide-spaced taper roller bearings.
- ⊕ Input seals with a special cassette seal gives an optimum sealing effect and maximum service life.
- ⊕ The strong design of the deep trough profile with its double skin base and welded-in bearing sleeves is extremely resistant to distortion, which enables it to easily withstand the high forces that occur when carrying heavy packer rollers and pack-top mounted seed drills in transport.
- ⊕ The levelling board levels the flow of soil between the rotary harrow and the roller, pressing down stones.
- ⊕ Side plates prevent the outer tines from creating a ridge.



Long-Life-Drive

For all rotary harrows and rotary cultivators



- 1) Robust gearbox
- 2) Over-dimensioned gear wheel teeth
- 3) The trough is machined again after welding to ensure the exact tolerances between bearing housings for optimised smooth running
- 4) Wide-spaced taper roller bearings
- 5) Double labyrinth seal prevents ingress of dirt and crop residues
- 6) One-piece tine carrier and drive shaft. KX & KG rotary cultivators with 60 mm diameter drive shaft
- 7) Quick + Safe System with proven tool-less tine change solution and integrated stone safety release

+ Quality within the system

Long-Life-Drive is the optimised drive system for all AMAZONE rotary harrows and rotary cultivators that ensures an extended operating life, maximum smooth running and a high resale value. Gear wheels and bearings run in a single oil bath and so are maintenance-free – no grease nipples.

Q+S-System


Quick + *Safe* - *System*

Across the KE, KX and KG – more than 60,000 satisfied customers

Quick-System

Quick tine change system

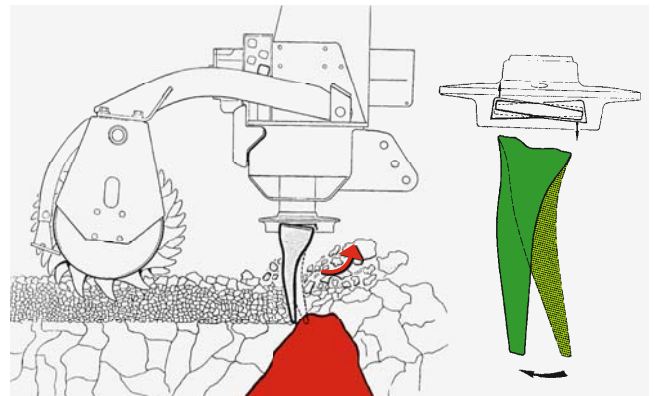
The tines are simply pushed into the sockets of the tine carrier and secured with a lynch pin. It couldn't be easier or quicker as there are no tine fixing bolts that require retightening. Even converting tine operation from "on-grip" to trailing mode is quick and simple. The tines, which are forged from special hardened steel, are elastic and wear-resistant.



Safe-System

Integrated stone release

The sprung tine fixing system allows the tines to yield when stones are encountered. The tines are firmly clamped in the socket in the centre of the tool carrier. The socket becomes wider towards the outside so that the horizontal part of the tine can twist out of position while remaining sprung. Much of the shock is absorbed when the tip of the tine hits a stone. This tine fixing system ensures the safe operation in stony soils and allows the tines on both the KX and KG to be used in the "on-grip" mode.



More clearance and strength with AMAZONE!



⊕ “The side plates are strong and, thanks to their length, they provide a good control of the soil flow.”

(profi 8-2013 · Test report AMAZONE KG 6001-2 rotary cultivator)



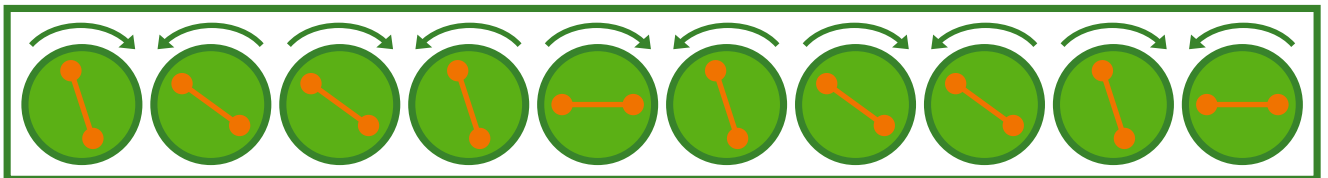
- ⊕ Superbly robust – even with large seed drills mounted on the back and when running at high operational and transport speeds

10 rotors on a 3 m working width provide clearance and robustness

10 rotors means more room and robust drive components, stronger tines and better material passage.

Offset tine arrangement guarantees smooth running

The tines on AMAZONE rotary harrows and rotary cultivators are set at a special angle in relation to each other. This guarantees even soil crumbling and smooth machine running. Incidents of vibration and peak loading are thereby prevented. The machines suffer less stress, and the power and fuel requirement is reduced.

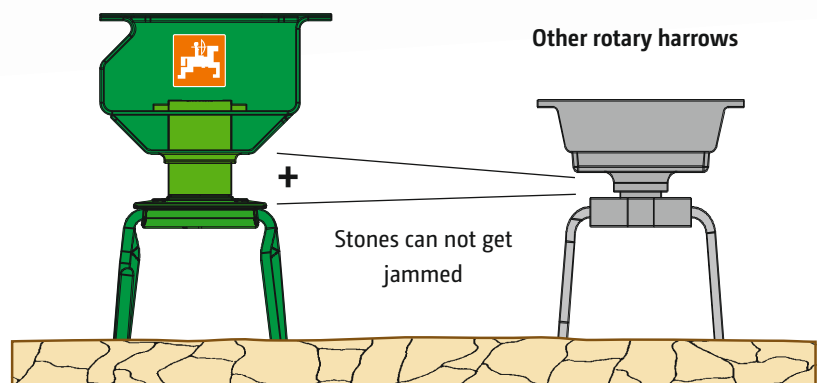


AMAZONE: 10 rotors

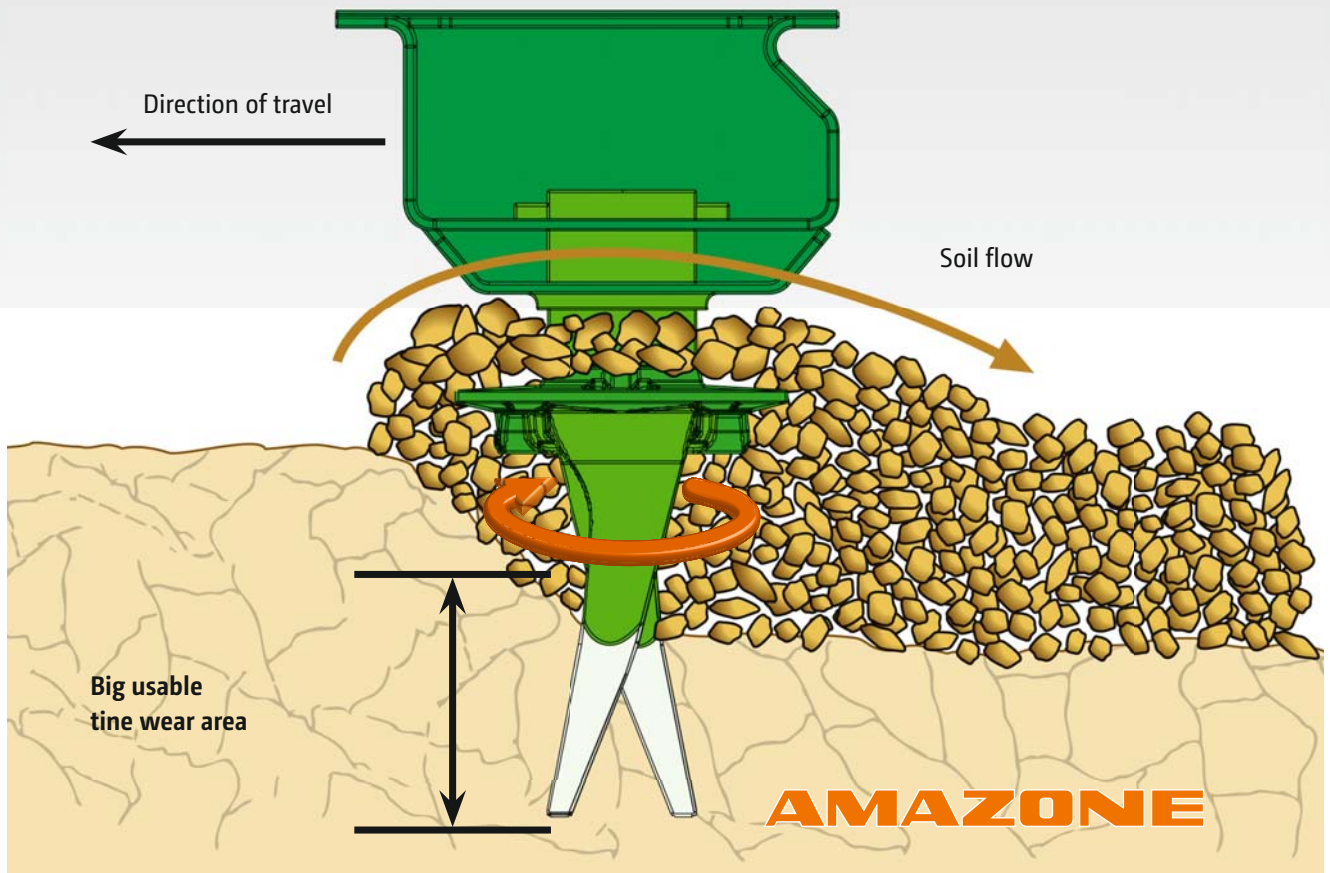


In comparison: other rotary harrows with 12 rotors

Compare it for oneself!



- + The deep profile of the gear trough made of special hardened steel is extremely torsion resistant. The large clearance above the tool carrier and between the tines ensures the maximum passage of straw, earth and stones – even when the tines are heavily worn. Through the large wear area of the tine, running costs are kept to a minimum.

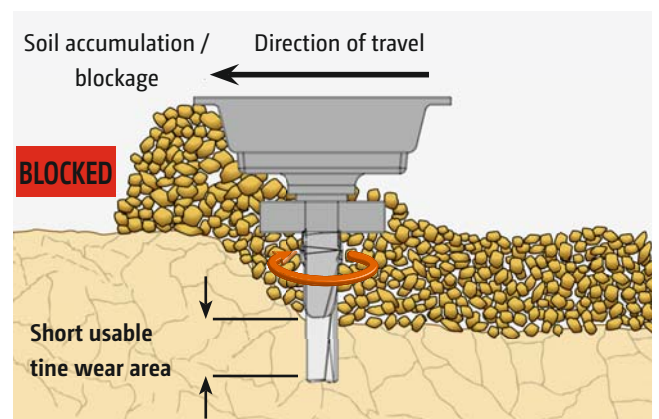


More clearance on the KE, KX and KG

The large frame height, the absolutely smooth trough bottom without housings and the long tines ensure the maximum clearance between the trough and the tine carriers. Even extremely large clods of soil or volumes of straw can therefore pass through without hindrance. The tines have a long service life, i.e. low wearing metal costs. You will achieve an excellent seedbed structure that promotes the optimum field emergence of the young plants.

Other rotary harrows

Soil builds up in front of other makes of rotary harrow which have a low gearbox trough, especially when the tines are worn.



- ⊕ “The relatively large distance between the two taper roller bearings not only ensures its robustness, but also a free passage above the tine carrier, preventing blockages even when the tines are heavily worn.”

(profi 8-2013 · Test report AMAZONE KG 6001-2 rotary cultivator)

We build with confidence!

There is the right PTO-driven soil tillage system for every range of application and every farm size.



KE 3000 Special; 3 m working width



KE 3000 Super; 3 m working width

A broad spectrum of models are available from AMAZONE:

KE Special rotary harrow	working widths of 2.50 m and 3.00 m	up to 140 hp*	with trailing tines
KE Super rotary harrow	working widths of 3.00 m, 3.50 m and 4.00 m	up to 180 hp*	with trailing tines
KX rotary cultivator	working widths of 3.00 m	up to 190 hp*	with option of trailing or "on-grip" tines
KG Special rotary cultivator	working widths of 3.00 m, 3.50 m and 4.00 m	up to 220 hp*	with "on-grip" tines
KG Super rotary cultivator	working widths of 3.00 m, 3.50 m and 4.00 m	up to 300 hp*	with "on-grip" tines
KG folding rotary cultivators	working widths of 4.00 m, 5.00 m and 6.00 m	up to 360 hp*	with "on-grip" tines

* maximum tractor output



KX 3000; 3 m working width



KG 3000 Special; 3 m working width



KG 3500 Super; 3.5 m working width



KG 6001-2 folding; 6 m working width

KE Special – the strong lightweight!



**Light and easy to use,
it makes the job more enjoyable**


The KE Special is the ideal solution for tractors up to 140 hp because it is robust and light at the same time. The KE Special with a working width of 3 m weighs just 850 kg and thus, the whole sowing combination including tooth packer roller and AD pack-top mounted seed drill with its perfectly placed centre of gravity weighs in at a mere 1,900 kg.



- ⊕ The flexible side plates prevent the outer tines from throwing out ridges. They are sprung mounted, allowing them to yield outwards in front of obstructions such as stones.



Scale 1:1



KE Super – the reliable, long-distance runner



Seedbed preparation under extremely harsh conditions

The KE Super is the right machine for the demanding requirements of a modern arable farm. Due to its sturdy design, it is fine-tuned against hard permanent stresses. For tractors up to 180 hp, the KE Super is the right rotary harrow for a punchy sowing combination.





- ⊕ The side plates are mounted on a sprung suspension which allows them to yield upwards when stones are encountered. A long carrying arm and sturdy springs also make the KE Super reliable to use on stony, heavy soils. This applies also to all rotary cultivators.



- ⊕ Optionally, for both rotary harrows and rotary cultivators the soil can be loosened in the tractor wheel marks with the height and side adjustable eradicator tines. The wheel mark eradicators are equipped with a sprung overload safety device to protect against damage.



Front-mounting frame for KE series

A special front mounting frame was developed for the KE Special and KE Super range, especially for farms which require that the ground is tilled very intensively in one passage. In combination with light rollers with a diameter of up to 500 mm, the farmer has a practicable way of making use of the tractor's front linkage for a ground tilling implement. When being used for potatoes, the rotary harrow is often operated as a front mounted implement and combined with a potato planter on the rear.



e-box – the innovative gearbox for rotary harrows

e-box



e-conomy and e-nergy




AD-P Special (1250 l)

- ⊕ With the optional PTO through-drive kit, the rotary harrow can be used in conjunction with either the front mount frame or to drive a mounted implement such as a pneumatic seed drill.

The direct drive

A simple angle drive redirects the power only once and connects directly with the tine carriers.

- ⊕ That saves fuel as fewer gear wheels mean less internal friction, less heat generation and less wear.
- ⊕ The highest torques occur directly on the tine carrier shafts, resulting in an increased durability plus a high degree of safety and protection for the tractor.



KE Special: only 850 kg over 3 m

e-box is lighter than other gearboxes

- ⊕ That saves weight and requires less lifting power. Even smaller tractors can lift this rotary harrow.

Rotor speed change: simple and quick

The rotor speed can be changed by just exchanging the one gear with the other.

- ⊕ This system allows optimum adaptation to any soil conditions, can be easily managed and is cost-effective because no additional replacement gears are required.



- ⊕ Less weight – more efficiency

540 rpm PTO shaft	Tine rotation speeds	
	750 rpm PTO shaft	1,000 rpm PTO shaft
152 rpm	212 rpm	282 rpm
200 rpm	280 rpm	373 rpm

KX and KG rotary cultivators: the “Cultimix” system

The principle of higher yields with less outlay



KG rotary cultivator
with “on-grip” tines

Levelling board

KW wedge ring roller

- ⊕ The AMAZONE rotary cultivator always maintains the set working depth, whether the soil is ploughed, cultivated or even not worked at all, even in heavy soils, as the tines in the leading position draw themselves down into the soil.

De-mixing effect

The “on-grip” tine position has proved its effectiveness particularly when mulch sowing as it guarantees a thorough mixing of soil and organic residues.

When set to “on-grip”, the tines break up the soil from underneath avoiding any smeared horizons. Coarse clods are thrown further than the finer tilth and as a result, the fine soil collects in the lower part of the working zone, while the coarser clods remain on the surface.

The seed is therefore placed in the area where the fine soil is collected with the coarser clods staying on the surface to protect the soil from capping, drying and wind and water erosion, and provide protection for young plants. This creates the optimum conditions for good seedling emergence.



Levelling board for KE, KX and KG

The levelling board levels the flow of soil between the rotary cultivator and roller, pressing down stones. The levelling board is set in height comfortably and quickly via a ratchet thereby easily establishing the pre-conditions for an even reconsolidation via the following roller.

“With the large diameter wedge ring roller we achieved a very good performance on medium to heavy soils under a variety of conditions and, last but not least, due also to the rubber dampened levelling board. Its height adjustment is carried out via a good ratchet mechanism.”

(profi 8-2013 · Test report AMAZONE KG 6001-2 rotary cultivator)



KX and KG rotary cultivators: it's the ruggedness that wins the day

Strong rotor carrier

The tine carrier and shaft are forged in one piece from high grade steel. The shaft diameter is a heavy-duty 60 mm.

The tine carrier shaft is supported by bearings with the optimum bearing spacing. Trough sealing is done with a special cassette seal with an optimum sealing effect and maximum service life. In addition, labyrinth seals prevent the ingress of plant fibres.

Robust trough

The high-standing 8 mm thick gear case made in a trough-type profile with double skin base and welded-in bearing sleeves is extremely torsion resistant, which enables it to easily withstand the high forces that occur when transporting heavy packer rollers and pack-top mounted seed drills without cumbersome external bracings. Spur gears and bearings are oil-immersed and thus maintenance-free – no grease nipples.


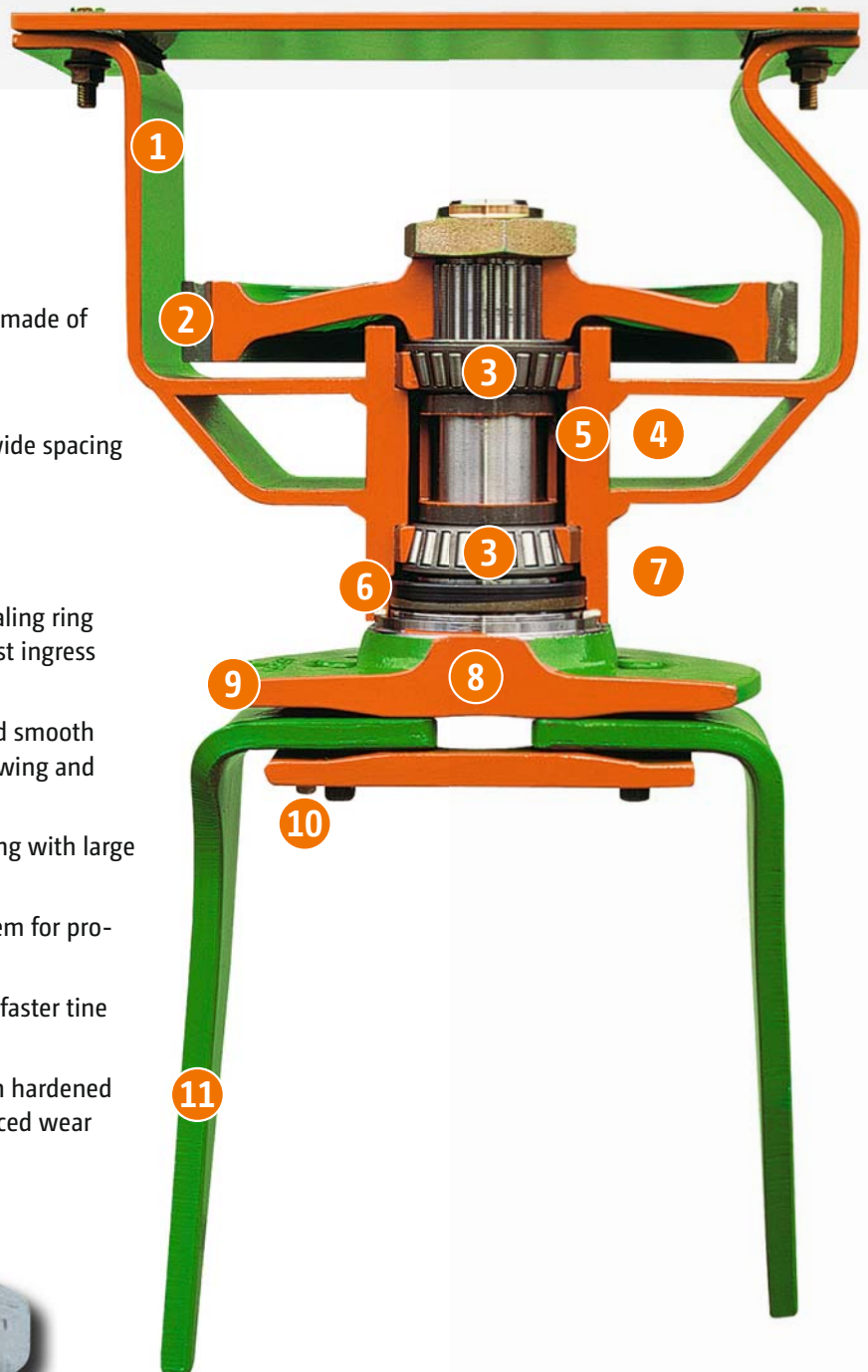
Illustration:
KX and KG tine carrier shaft
to a scale of 1:1



Compare the detail

Cross section of a KX and KG

- 1) Torsion-resistant welded trough profile made of 8 mm special steel
- 2) Hardened spur gears
- 3) Heavy-duty taper roller bearings with wide spacing between mounting points (100 mm)
- 4) Double skinned trough base
- 5) Welded-in bearing sleeves
- 6) Double sealing system with cassette sealing ring against oil loss and labyrinth seal against ingress of plant fibres and dirt
- 7) Large clearance between tool carrier and smooth trough base for blockage-free mulch sowing and optimum through passage
- 8) Tool carrier and shaft in one-piece casting with large diameter shaft ($\varnothing = 60$ mm)
- 9) Safe system: sprung tine fastening system for protection against stones
- 10) Quick system: tine fastening system for faster tine change
- 11) 320 mm long "on-grip" tines made from hardened boron steel for a long lifespan and reduced wear costs



KX rotary cultivator – the all-rounder



Flexible and effective

With the KX rotary cultivator, in a 3 m working width and for tractors in the 190 HP class, a very flexible, usable PTO-driven soil tillage implement now exists that can be used as a rotary cultivator or as a rotary harrow.

Many farmers want to use a flexible machine for differing soil and operating conditions. That means, for example, a rotary cultivator with its “on-grip” tines for relatively heavy

soils when mulch sowing and a rotary harrow with tines set to trailing mode on lighter, stony soils, so that the stones are pressed back down into the soil.

Previously, the tines have often simply been turned from “trailing” to “on-grip”. The finished result can then often be unsatisfactory, because only tines specially designed for each specific purpose can produce the best work.


Sowing combination with KX and pneumatic AD-P seed drill



The proven tine quick-change system enables the KX to be converted without tools and in next to no time into a specialist machine which is suited to the particular ground conditions.

On both the rotary harrow and the rotary cultivator, the tines are simply pushed into sockets on the tine carriers. It couldn't be easier or quicker. There are no tine fixing bolts that require retightening.

With the rotary cultivator tines, the KX can be switched to the "on-grip" tine position, when heavy soil conditions are encountered. The "on-grip" position has proved itself the most ideal for mulch sowing, as an intensive mix of soil and organic residues is ensured.



⊕ Tines "on-grip"

⊕ Tines in "trailing" mode

KG Special rotary cultivator – the universal genius

KG 3000 Special rotary cultivator
with Liftpack 2.1 system



The Original is always the best!

The high output KG Special with working widths
of 3 m, 3.5 m or 4 m for tractors up to 220 hp.





⊕ Original-fit PTO shafts – choice of Walterscheid or Bondioli & Pavesi



Incorporation effect

The AMAZONE rotary cultivator tines mix soil and straw evenly through the working depth. Even large amounts of organic residues are properly incorporated.

The standard “on-grip” tine option is now available in a new reinforced version for an even longer service life. This type of tine is fitted as standard on the KG Super.

Tines “on-grip”



⊕ KG Special tines

⊕ KG Super tines

KG Super rotary cultivator – the “muscle man”

KG 3500 Super rotary cultivator
with hydraulic depth adjustment



Strong as an ox and 100% proven

The KG Super with working widths of 3 m, 3.5 m or 4 m and a new high capacity gearbox for tractor outputs of up to 300 hp.

The KG Super has reinforced tines as standard and can be ordered with hydraulic depth adjustment and oil cooler as options.





+ Optional oil cooler

Continuous operation even in very hot climatic conditions presents no problem, thanks to the optional oil cooler.



+ Optional hydraulic depth adjustment



100 % would buy AMAZONE again

Extracts from owner survey in top agrar magazine 06/2000:

- +** Rotary cultivator tines are clearly on the cutting edge of a trend. In nearly all operations, KG tines performed better than the two other tine profiles.
- +** A striking feature is the high-quality mixing effect. In dry, hard conditions, the tines can tear up more soil, which makes it easier to mix in harvest residues. Rotary cultivator tines are very insensitive to stones. Although the tines work on land with the highest degree of stones, they attain the best score. The tines in the tine fixings can deviate in their course by several millimetres.
- +** As a further development on from the tyre packer, the AMAZONE wedge ring roller received the best marks out of all the rollers. The re-consolidation in the seed furrow, for example, received a mark of 1.3. Blocking is apparently not an issue.

Folding rotary cultivator with working widths of 4 m, 5 m or 6 m

KG 6001-2 folding; 6 m working widths



The benefits:

Short changeover times between individual operations increases cost-effectiveness.

The switchover from one field to the next is fast and simple: fold the unit in hydraulically, drive to the next field, fold out again and set to work!

- + “During our short test the KG rotary cultivator turned out to be a real ‘cookie monster’. And thanks to the new drive line, the new KG 6001-2 can now even cope with tractor capacities of up to 360 HP.”

(profi 8-2013 · Test report AMAZONE KG 6001-2 rotary cultivator)



⊕ “We were impressed by the smooth run of the 2 x 10 tine carriers. Because instead of an offset arrangement in pairs at an angle of 90°, they are set in a spiral.”

(profi 8-2013 · Test report AMAZONE KG 6001-2 rotary cultivator)

⊕ “A good hose holder and PTO shaft carrier are also provided.”

(profi 8-2013 · Test report AMAZONE KG 6001-2 rotary cultivator)



The right working width for tractors of any power

The 4 m, 5 m and 6 m working width rotary cultivators fold hydraulically to a transport width of 3 m and are suitable for tractors up to 265 kW (360 hp).

The correct tine speed can be set in seconds by selecting the right gear, especially when going from farm to farm or under frequently changing operating conditions. This makes it possible to achieve the optimum working quality under all conditions.

The compact design of the particularly robust folding rotary cultivator allows high output use even in smaller fields.

The main gearbox of the folding rotary cultivator is equipped with 2-speed lever change for rapid adjustment of the tine speed to different soils and working intensities.



2-speed lever

KG folding: 6 m to 3 m – quick and safe!



KG 6001-2 folding; 6 m working width



Avant: sowing combination with front tank for plough and mulch sowing



Avant front tank drill combination; 6 m working width

Folds to 3 m



For agricultural contractors and large farms in 4 m, 5 m and 6 m working widths

The Avant drill combination comprises of a front tank and folding rotary cultivator. For agricultural contractors and large farms, the result is a very flexible all-round combination with which high work rates can be achieved cost effectively. For more detailed information, please see the Avant leaflet.

⊕ “Apropos transport width: for road transport the 3 m wide wings are vertically folded via double acting rams to 2.90 m – ideal!”

(profi 8-2013 · Test report AMAZONE KG 6001-2 rotary cultivator)

Cultivating, consolidating and sowing in a single package

⊕ The high profile of the gear trough made of special hardened steel is extremely torsion resistant. The KE rotary harrow and KG rotary cultivator are therefore optimally suited to be combined with AMAZONE rollers and seed drills. An AMAZONE sowing combination from one source guarantees problem-free planting.

“Liftpack” system – easily combined with seed drills and precision air seeders

Via the “Liftpack” system the seed drill is raised up. For road transport, the centre of gravity is brought closer to the tractor. The vehicle combination is more agile and can be transported more freely.

The AMAZONE “Liftpack” system reduces the lifting power requirement by approximately 25%. During turning, the rotary harrow or rotary cultivator is only slightly raised out of the ground, so that the PTO shaft can continue turning.

The “Liftpack” system is also beneficial if the seed drill or precision air seeder need to be worked in solo operation without the rotary harrow. The machines can be easily removed and mounted directly onto the back of the tractor linkage.

Combination with pack top gravity seed drill

The AMAZONE pack top seed drill is mounted directly on the roller thereby aiding the reconsolidation of the seed bed. The rotary harrow or rotary cultivator thus can avoid damage from stones by being able to move freely upwards. If, however, the seed drill were placed directly on the rotary harrow or the rotary cultivator, the tines and drive would be exposed to an unnecessary risk of damage.

DLG FOCUS TEST seed drill 10/2007

Test criterion	Test result	Assessment
Consistency of seed rate	excellent	++
Lateral distribution	excellent	++

Evaluation range: ++/+/o/–/– (o = standard)

DLG test report 5724F



In combination with AD-P pneumatic pack-top mounted seed drills

Of course, the construction of AMAZONE pneumatic seed drills is optimally adapted to the rotary harrow or rotary cultivator. Pneumatic sowing combinations from AMAZONE are robust and compact and feature a large seed hopper and a translucent distributor head. The metering is freely accessible so that calibration and emptying of any residual amounts is easy.



Bout markers on the rotary harrow or cultivator

In order to transfer the weight of the bout markers and thus the centre of gravity of the sowing combination still further to the front of the tractor, the bout markers are fitted to the rotary cultivator or to the rotary harrow. A big benefit of this specification is that the bout markers can be utilised, also during solo operation of the soil tillage implement, e.g. for primary tillage, or in conjunction with a precision air seeder.

Thanks to the cranked marker arm, the track is clearly marked even in rough cloddy soils. In addition, the marker arms with integrated spring damping reduce the load from peak forces.


The eccentric pin – exact setting of the working depth



⊕ Eccentric pins provide adjustment in 16 steps

Comfortable, simple and reliable – technology which is a cut above average

The working depth of AMAZONE rotary harrows and cultivators can be easily adjusted by repositioning and turning an eccentric pin in 16 different settings. During operation the carrying arm rests underneath the eccentric pin and when lifted it drops onto the gear case trough. In this way, the rotary harrow or rotary cultivator can jump over stones without having to raise the roller and the seed drill at the same time. This saves tines and rotor damage.



Tine load only 30 %

Not too much and not too little – site-specific reconsolidation

Broad roller spectrum

For areas with lighter soils and for smaller tractors, the light-weight cage roller is available. With the tooth packer roller, an even soil reconsolidation across the full working width

is achieved. Wedge ring rollers provide reconsolidation in strips. These are the best pre-conditions for an even growth of volunteer grains and weed seeds.

Cage roller

- ⊕ Economical
- ⊕ Consolidation with depth effect
- ⊕ Good for preparatory work for planters or for deep sowing



KE 3000 Special with cage roller

SW cage roller	Working width	
Ø 420 mm	rigid	2.50 m, 3.00 m
Ø 520 mm	rigid	3.00 m, 3.50 m, 4.00 m
	folding	4.00 m, 5.00 m, 6.00 m



KE 3000 Super with 500 mm tooth packer roller

Tooth packer roller

- ⊕ Consolidation is comprehensive over the entire surface
- ⊕ Runs blockage free, even on sticky soils and where there is a lot of straw
- ⊕ Scrapers fitted as standard are wear-resistant thanks to a hard metal coating (3 to 5 times longer service life in comparison to non-coated scrapers)
- ⊕ Low set scrapers ensure a smooth surface even in wet soil conditions



KG 3000 Special with 600 mm tooth packer roller

PW tooth packer roller	Working width	
Ø 420 mm	rigid	2.50 m, 3.00 m
Ø 500 mm	rigid	2.50 m, 3.00 m, 3.50 m, 4.00 m
	folding	4.00 m, 5.00 m, 6.00 m
Ø 600 mm	rigid	3.00 m, 3.50 m, 4.00 m
	folding	6.00 m



KX 3000 with 520 mm wedge ring roller

Wedge ring roller

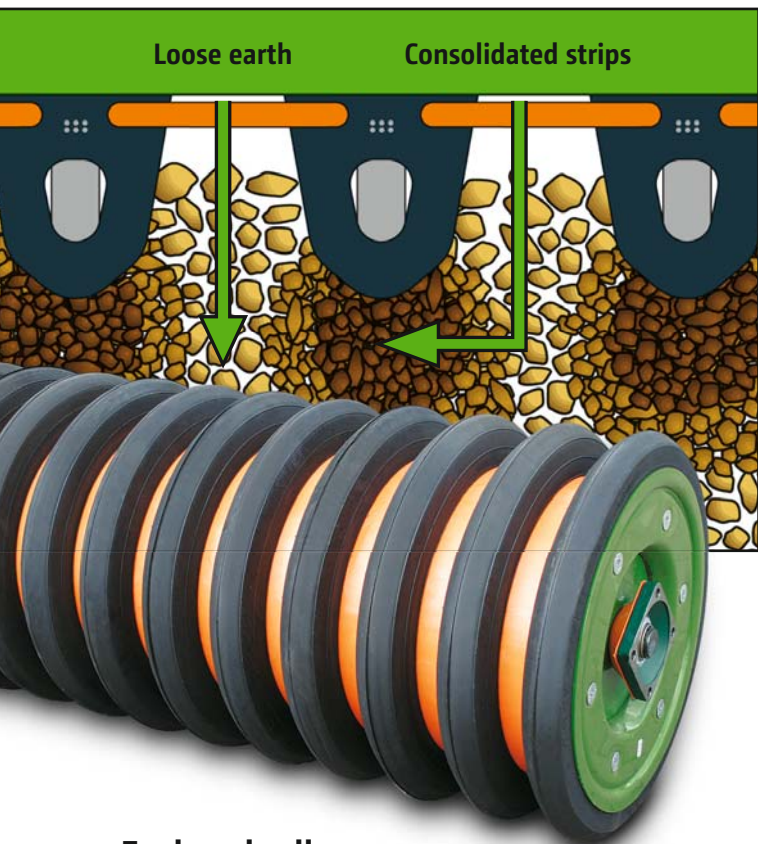
- ⊕ Universal for all soils and conditions
- ⊕ The seed is sown in the reconsolidated strips by the coulter following behind
- ⊕ Even in heavy soils, sufficient loose earth is available for the optimum seed coverage
- ⊕ Excellent suitability in any weather, wet or dry



KG 3500 Super with 580 mm wedge ring roller

KW wedge ring roller	Working width	
Ø 520 mm	rigid	2.50 m, 3.00 m
Ø 580 mm	rigid	3.00 m, 3.50 m, 4.00 m
	folding	4.00 m, 5.00 m, 6.00 m

Wedge ring roller: targeted reconsolidation ...



Enclosed roller

As a general rule, enclosed rollers perform better than open rollers, particularly on loose, light soils. Open rollers also become clogged up more easily than enclosed rollers. This is why the rubber rings in the wedge ring roller are fitted onto a closed cylinder. When the wedge rings sink into the soil they are carried across the full length via the centre barrel.

There is no chance of sticking, clogging up or blocking.

⊕ “With the large diameter wedge ring roller we achieved a very good operational performance on medium to heavy soils under a variety of conditions and, last but not least, due also to the rubber dampened levelling board.”

(profi 8-2013 · Test report AMAZONE KG 6001-2 rotary cultivator)

... for optimum plant development.

A roller’s primary task is soil reconsolidation. The wedge ring roller uses rubber rings to form reconsolidated strips in which the seed is sown. The harrow that follows covers the seed with loose soil from the unconsolidated area.

Reconsolidating in strips ensures that the soil structure around the plants is always right for the current weather conditions, and so provides the best chance of rapid, uniform plant development. The wedge ring roller thus serves as insurance for just-in-time tilling.

The wedge rings leave a homogeneous, pre-consolidated strip without any stud marks. Compared to rollers with other profiles, this is a decisive advantage, resulting, above all, in a smooth run of the sowing coulters.


Robust steel roller body



Air cushion shock absorber

Metal insert for maximum ruggedness and a perfect fit

Spacer ring with dirt-repellent surface



Wedge ring roller – Sowing insurance!

- 1) **In very dry periods – the water pump principle:** The re-consolidated strips provide soil contact directly in the seed furrow. In this way, capillary water reaches the seedling even in dry weather. The wedge ring roller turns your soil into a water pump.
- 2) **In very wet periods – the drainage principle:** The loose soil absorbs any rain well and stores it. Rain from heavy downpours simply soaks into the unrolled, loose areas and so soil erosion is prevented. In this case, your soil works like a drain. Even in heavy, wet soils, there is still enough loose ground between the rows to cover the seed with loose soil.
- 3) **Gaseous exchange – the lung principle:** The loose soil also enables gases to be exchanged, so that the roots can breathe.

Large diameter

Rollers with a large diameter pull easier, because the weight is distributed over a larger footprint. So AMAZONE wedge ring rollers have a bigger diameter of 520 or 580 mm. The roller then runs easily over the heaviest terrain.

Rollers with large diameters also run more smoothly than those with a small diameter. So the wedge ring roller can operate at higher sowing speeds and yet offer the same, precise seed embedment.

The mechanical or pneumatic pack-top mounted seed drills from AMAZONE are fixed directly on the wedge ring roller. This ensures optimum weight transfer to the roller. The total weight is supported reliably, which in turn guarantees a precise sowing depth. In addition the AMAZONE rotary cultivator can pass through stones unhindered.

Reliable scrapers

The individually adjustable scrapers can be positioned optimally to ensure that the wedge ring roller does not become clogged up and runs easily even in soils with a high clay content or in fields with large quantities of post-harvest residues. In this way fuel can be saved.

AD-P Super



⊕ Well supported means less fuel.



RDS Roller Drill System

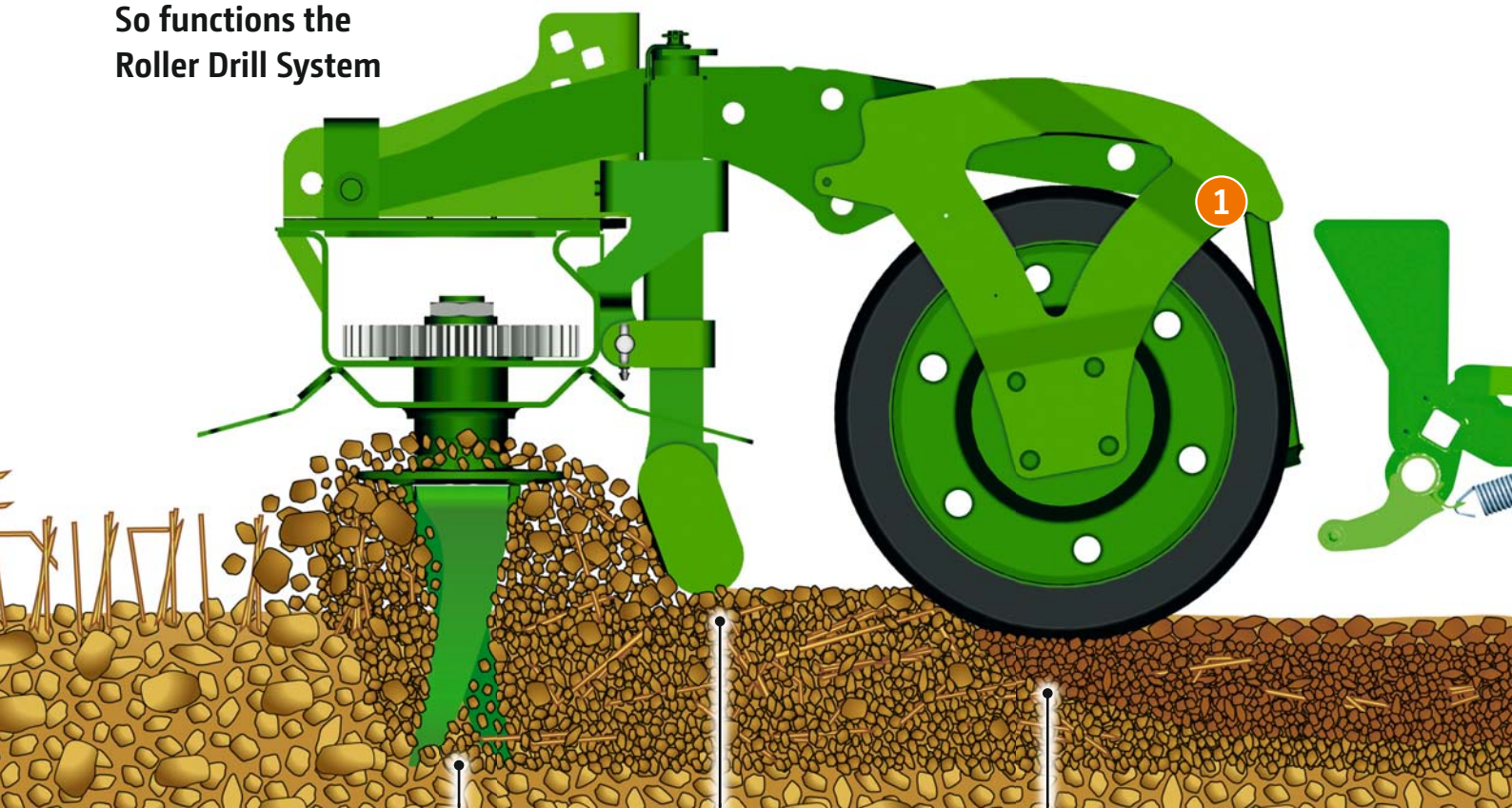
The system for improved seed emergence and increased yields

Roll first, then sow

The even profile of the seed furrow produced provides the ideal preconditions for an absolutely smooth coulters run and thus the maintenance of an accurate placement depth. So, higher forward speeds than with other rollers are possible.

The principle “roll first, then sow” allows the even placement of the seed and thus better plant emergence, irrespective of the soil type, ground conditions or forward speed.

So functions the Roller Drill System



KG rotary cultivator with “on-grip” tines

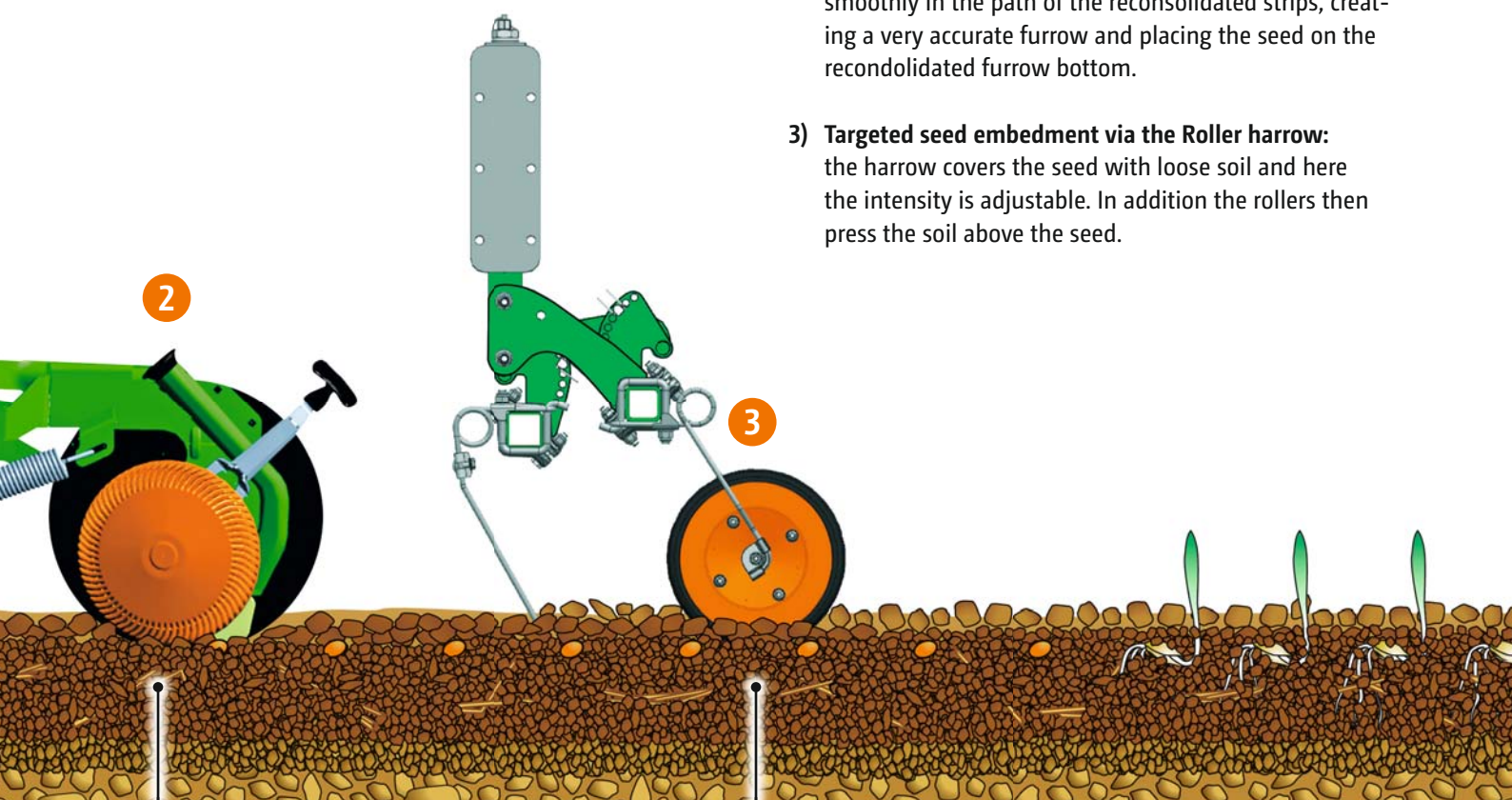
Levelling board

KW wedge ring roller



RDS benefits in an overview:

- 1) **Targeted reconsolidation of the seed furrow via the wedge ring roller:** for the optimum water supply of the seedling, the wedge ring reconsolidates the soil in strips directly in the seed furrow.
- 2) **Targeted seed placement with the RoTeC Control coulters:** the RoTeC Control coulters follow extremely smoothly in the path of the reconsolidated strips, creating a very accurate furrow and placing the seed on the reconsolidated furrow bottom.
- 3) **Targeted seed embedment via the Roller harrow:** the harrow covers the seed with loose soil and here the intensity is adjustable. In addition the rollers then press the soil above the seed.



RoTeC Control coulter

Roller harrow

With TL deep loosening: all in one operation



Technical data	TL 3001
Working width	3.00 m
Transport width	3.00 m
Number of deep loosening legs	4
Width of the wing share	30 cm (60 cm optional as separate item)
Frame height	1,000 mm



Deep loosening, seedbed preparation, reconsolidation, sowing and seed coverage

The compact TL deep loosener, with its 4 tines, makes it possible to loosen the soil down to a depth of 25 cm. With this system, AMAZONE offer the option of plough-less

cultivation, even where a high level of straw prevails. Plough-less cultivation in one pass prevents soil compaction in the sowing horizon.



Simple setting of the working depth



Wing shares with a width of 30 cm or as option with 60 cm

Simultaneous sowing: GreenDrill


The seeder box for fine seeds and catch crops

To enable you to sow intermediate catch crops directly together with stubble work or with soil tillage when reseeding grass, AMAZONE offers the new GreenDrill mounted seeder box. It fits together as well with the Catros compact disc harrow as it does with the Cenius mulch cultivator or the KG rotary cultivator and the KE rotary harrow.

The GreenDrill seed hopper holds 200 l and is easily accessed via the loading steps provided. Within the metering system located underneath the seed hopper, is a seed shaft that is equipped, depending on the type of seed and the application rate with either fine or normal seed wheels. The drive to the fan and the seed shaft is via an electric motor, or alternatively, hydraulically.

For the control of the seeder, two alternatives with differing levels of operational comfort are available. The GreenDrill terminal, in its basic format, just provides the switching on and off of the seed shaft and the fan plus the initial setting of the seed shaft speed. Additionally in Comfort specification, the terminal offers a menu selection to support the calibration procedure, a display of the forward speed and both the area covered and the hours worked.



 GreenDrill 200:
 3 m, 3.5 m, 4 m working
 width 200 l hopper capacity

AMAZONE – always in your vicinity

Your satisfaction is our challenge




The satisfaction of our customers is the most important objective

For this we rely on our competent sales partners. Also for service queries they are the reliable contact partner for farmers and contractors. Due to continuous training, our sales partners and service technicians are always up to date when it comes to looking after the state of the art technology.

We provide you with a first class spare parts service

The basis for our world wide spare parts logistics is the central spare parts depot at our headquarters in Hasbergen-Gaste. This ensures the maximum availability of spare parts, even for older machines.

Parts which are available in our central spare parts depot in Hasbergen-Gaste, ordered up until 17.00 p.m., are dispatched the same day. 34,000 different line items of spare parts and wearing metal are located in our highly modern store and daily, up to 800 orders are sent to our customers.



Better to choose the original right from the start

Your equipment is exposed to extreme demands. The quality of AMAZONE spare parts and wearing metal offers you the reliability and safety you need for efficient soil tillage, precise sowing, professional fertilisation and successful crop protection.

Only original spare parts and wearing metal are perfectly matched to AMAZONE machinery in their functionality and durability. This ensures the optimum operational performance. Original parts at a fair price pay off in the end.

Therefore, decide in favour of AMAZONE original technology!

The advantages of original spare parts and wearing metal

- ⊕ Quality and reliability
- ⊕ Innovation and efficiency
- ⊕ Immediate availability
- ⊕ Higher resale value of the used machine



**Choose the Original
Choose Success!**

VDMA campaign:
Pro-Original



Technical data KE, KX, KG

Model	Power requirement from kW/hp	For tractor output up to kW/hp	Working width m	Transport width m	Number of rotors	Weight without roller kg
KE 2500 Special	40/55	102/140	2.50	2.50	8	700
KE 3000 Special	48/65	102/140	3.00	3.00	10	850
KE 3000 Super	59/80	131/180	3.00	3.00	10	860
KE 3500 Super	63/85	131/180	3.50	3.50	12	1140
KE 4000 Super	66/90	131/180	4.00	4.03	14	1120
<hr/>						
KX 3000	66/90	140/190	3.00	3.00	10	1200
<hr/>						
KG 3000 Special	66/90	161/220	3.00	3.00	10	1200
KG 3500 Special	77/105	161/220	3.50	3.50	12	1310
KG 4000 Special	88/120	161/220	4.00	4.12	14	1500
KG 3000 Super	66/90	220/300	3.00	3.00	10	1230
KG 3500 Super	77/105	220/300	3.50	3.50	12	1360
KG 4000 Super	88/120	220/300	4.00	4.12	14	1530
KG 4001-2	88/120	265/360	4.00	3.00	14	2345
KG 5001-2	110/150	265/360	5.00	3.00	16	2620
KG 6001-2	132/180	265/360	6.00	3.00	20	2855

Technical data TL

Model	Working width m	Transport width m	Number of deep loosening legs	Width of the wing share cm	Frame height mm	Weight kg
TL 3001	3.00	3.00	4	30 (60 cm optional as separate item)	1000	494

Illustrations, content and technical data are not binding! Technical data may deviate according to the level of equipment.
Machine illustrations can vary due to country-specific traffic legislation.

**AMAZONEN-WERKE H. DREYER GmbH & Co. KG**

P. O. Box 51 · 49202 Hasbergen-Gaste/Germany

Phone +49 (0)5405 501-0 · Fax +49 (0)5405 501-193