



KUBOTA CRAWLER DUMPER

KC250H/KC250HR



When a Job Requires Power, Durability and Worksite Efficiency, Rely on Kubota's KC250H/HR Crawler Dumpers.

Kubota Original Engine

Loading, hauling, and dumping heavy loads demands power, and the KC250H/HR crawler dumpers rise to the occasion. The ideal air and fuel mixture in the powerful V2203 liquid-cooled, 4-cycle, Kubota diesel engine keeps the KC250H/HR running strong on any terrain. The clean, 46 PS (34.1 kW)/2800 rpm engine starts easily on command, and provides low noise and minimal vibration for maximum crawler performance, enhanced carrier hauling capability, reduced operator fatigue and improved driving comfort.



Advanced Track Mechanism

The rugged KC250H/HR crawler dumpers boast numerous features for stable and smooth performance. The double-flanged track rollers improve lateral stability, and the advanced design of the swing-type track rollers in the middle give the track mechanism the flexibility to move on uneven terrain by rolling with the tread, which is made of durable rubber. These enhancements let the KC250H/HR transport heavy loads easily and provide a comfortable ride for the operator, even at high speeds. The system offers exceptional travel performance and manoeuvrability for various environments, whether travelling on flat surfaces or rough slopes.



Full-open Bonnet

For fast and easy maintenance, the full-open bonnet gives clear access and an unfettered view of many vital internal mechanisms, such as the engine, radiator, and the oil and air filters.



Panel

Operate the KC250H/HR crawler dumpers with ease. The user-friendly design of the control panel places many of the control levers and switches on a side panel. This keeps control within easy reach of the operator at all times, whether the crawler dumper is moving in forward or reverse.



HST

The KC250H/HR crawler dumpers feature a variable-speed, 2-pump, 2-motor, non-clutch Hydrostatic Transmission (HST) system. This advanced transmission offers smooth control—the operator can select the speed best suited for the terrain, and easily shift from High speed (up to 11 km/h) for flat surfaces, to Low speed (up to 6 km/h) for rougher terrain. This HST helps make working and travelling more efficient and productive, and it offers a smoother ride, reducing operator fatigue.

Reversible Seat

The Kubota KC250H/HR crawler dumpers feature a deluxe, reversible seat that allows the operator to turn 180° and face the direction of travel. And since the control lever is attached to the seat, operation is seamless, even in reverse. This helps create a safer, more efficient work site.



KUBOTA CRAWLER DUMPER KC250H/KC250HR

Superior Dumping Performance

With two styles of carriers to meet your needs, these crawler dumpers make hauling and dumping easier.

KC250H

The KC250H features a spacious, box-shaped carrier, which is ideal for transporting construction materials, such as concrete blocks. In addition, the rear gate opens widely to let its loads slide off quickly and easily.

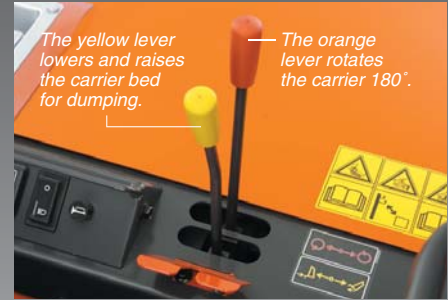
KC250HR

The KC250HR features a scoop-end carrier that's great for tasks such as backfilling. Plus, its 85° dump angle and 180° turn system allow the desired amount of soil, gravel, and other materials to fall smoothly.



180° Turn Carrier (KC250HR)

With the simple stroke of a lever, the cargo carrier of the KC250HR can be rotated 180°. This advanced feature gives the operator options in selecting the dumping and loading direction, making both tasks virtually hassle-free.



ROPS/FOPS Canopy

For extra protection, an integrated Roll-Over Protective Structure (ROPS) and Falling Object Protective Structure (FOPS) canopy is standard-equipped on the KC250H/HR.

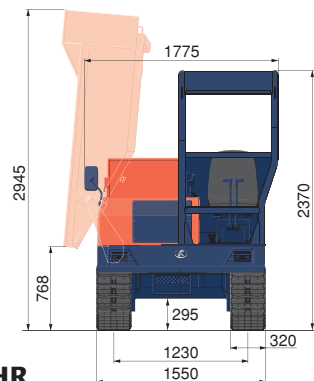
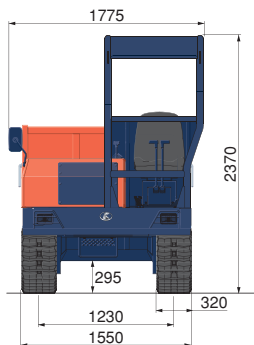
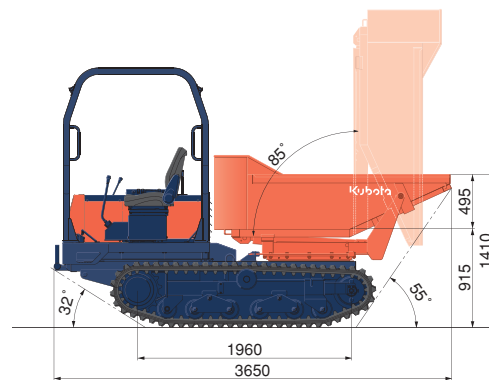
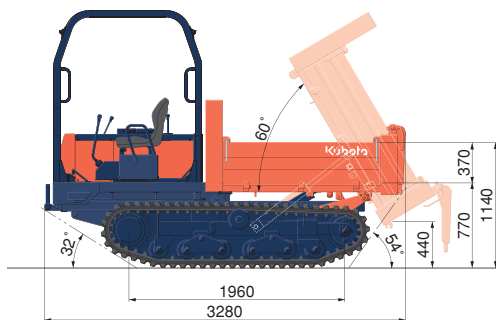
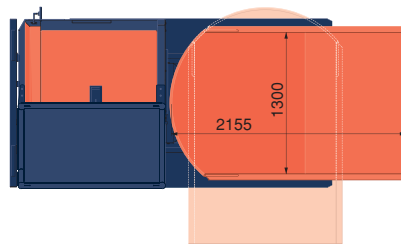
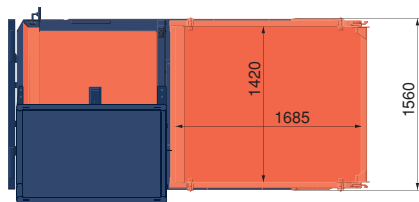


SPECIFICATIONS

Model		KC250H		KC250HR	
Carrier type		One-way dump		180° rotation	
Machine weight		kg 2230		2430	
Max. loading capacity		kg		2500	
Transmission				HST	
Travelling speed	Forward	low	km/h	0~6.0	
		high	km/h	0~11.0	
	Reverse	low	km/h	0~6.0	
		high	km/h	0~11.0	
Engine	Model		Kubota V2203M		
	Type		Water-cooled, diesel engine E-TVCS		
	Number of cylinders		4		
	Output ISO9249		kW (PS)/rpm		34.1 (46.4) / 2800
Dimensions	Overall length		mm 3280		3650
	Overall width		mm		1775
	Overall height		mm		2370
Bed inner size	Length		mm 1685		2155
	Width		mm 1420		1300
	Height		mm 370		495
Undercarriage	Ground clearance		mm		295
	Tumbler distance		mm		1960
	Track centre-to-centre distance		mm		1230
	Rubber shoe width		mm		320
Max. dumping clearance		mm 440		885	
Max. dumping angle		degree 60		85	
Dumping direction		degree 0		180	
Fuel tank capacity		ℓ		45	

* Specifications are subject to change without notice for purpose of improvement.

DIMENSIONS



KC250H

Unit: mm

KC250HR

Unit: mm

KUBOTA EUROPE S.A.S.

19 à 25, Rue Jules - Vercruysse -
Zone Industrielle - B.P. 50088
95101 Argenteuil Cedex France
Téléphone : (33) 01 34 26 34 34
Télécopieur : (33) 01 34 26 34 99

KUBOTA Baumaschinen GmbH

Steinhauser Straße 100
D-66482 Zweibrücken Germany
Telefon : (49) 0 63 32 - 487 - 312
F a x : (49) 0 63 32 - 487 - 101