

Diesel & LPG Counterbalance Forklifts

FD+FGE SERIES

TCM
Trusted Partner


SAFETY


EFFICIENCY


COMFORT



TCM
Always Evolving

FD+FGE SERIES

OPERATOR COMFORT IMPROVING PRODUCTIVITY

Designed with flexibility to create the optimum working environment for every operator and reduce fatigue on longer shifts.



OPERATOR COMPARTMENT

- Three-point access - easy entry with reduced operator step height.
- Large floor space and 'through the floor' pedals - provide maximum operator comfort for longer shifts.
- Fully adjustable seating - for optimum position and comfort.
- The Grammer vinyl seat comes as standard and is designed with adjustable forward, backward and backrest angle movement, added lumbar support in the back cushion and an anti-cinch high visibility seat belt brightly coloured to prompt use - creating a comfortable work environment for operators of varying heights.
- An optional cloth seat is available for additional support during long shifts.



COMFORT



EFFORTLESS CONTROL

- Optional fingertip control armrest provides operators with low-effort levers and length / height adjustment, all while increasing precision and control.



MEMORY TILT STEERING COLUMN

- Infinite adjustment in a 12 degree range, the steering column's "memory" retains operator-preferred settings for swift changeovers.



ALL ROUND VISIBILITY

- From the standard lighting package, which includes two forward LED work lights, to the absence of crossbars in the overhead guard and the specially designed mast, the design of the forklift allows for improved visibility in all directions during operation.



STANDARD FEATURES

Grammer vinyl seat	Fully floating powertrain
Audible back-up alarm	Backup handle with horn
Combination light switch	Drawbar pin
Service indicator	Memory tilt steering column
Operator Presence System (OPS)	Double action parking brake with audible alarm
Diesel Particulate Filter with automatic regeneration*	LED front work lights, front indicator and rear combi lamp

*diesel model

TCM
Always Evolving

FD + FGE SERIES

LATEST ENGINE TECHNOLOGY




MAXIMUM PERFORMANCE WITH LOW EMISSIONS ENGINE

Developed with cutting-edge emissions technologies our diesel and lpgas engines meet the European emissions regulation Euro Stage V requirements.

- High pressure common rail fuel injection system – to ensure the diesel burns cleanly with optimum power output.
- Exhaust gas recirculation system – sending exhaust gas back through the system after cooling to limit harmful emissions, whilst a diesel oxidation catalyst oxidizes harmful particulate matter.

NOW
Euro Stage V
Compliant



COOL AND QUIET

- Fan and radiator system with a horizontal cross flow cooling system – helps to keep the engine cool and functioning at peak performance.
- Corrugated design - for optimal heat exchange.
- Aluminium core - to help prevent corrosion.
- Direct drive fan - reduces noise and necessary maintenance.



EFFICIENCY



ENHANCED ENGINE PROTECTION

- Regulated by the Vehicle Control Module, the Engine Protection System keeps the truck running at desirable levels while helping to prevent damage to the forklift, saving you money. If any of the vital fluids become critically low, engine speed is automatically lowered and the operator is immediately notified by a light on the dash display.



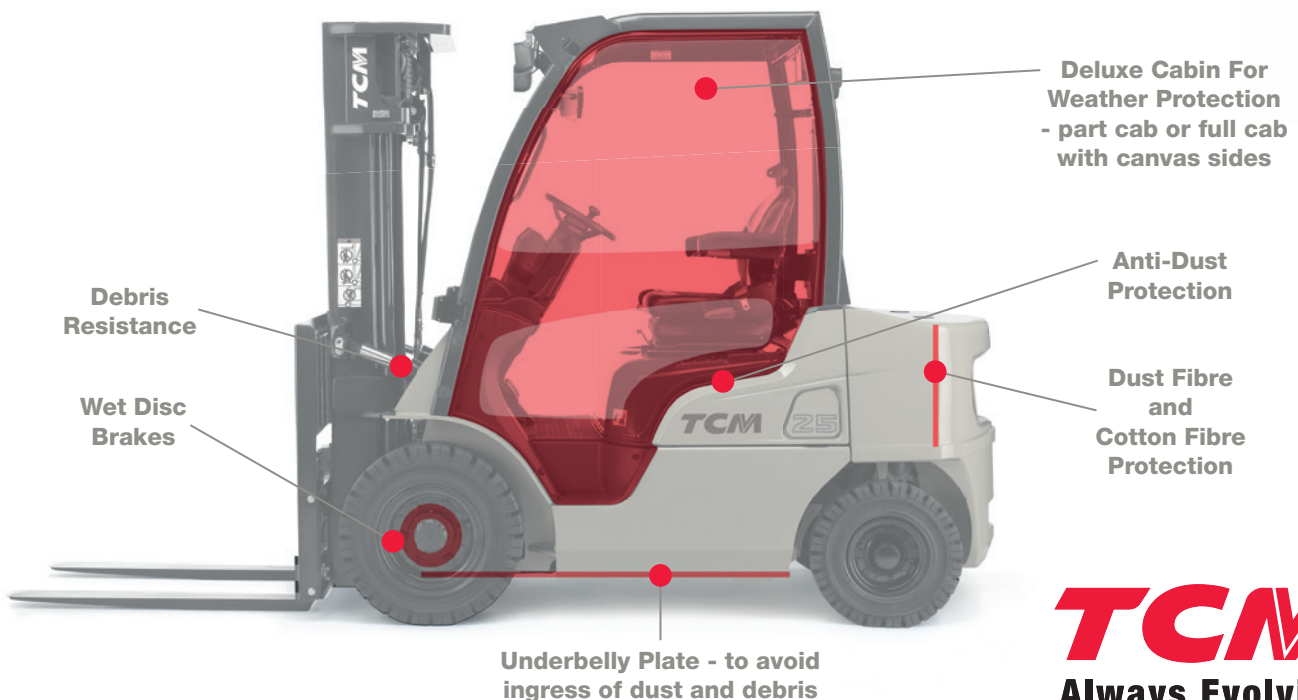
FUEL SAVER MODE

- Just a simple switch of the ECO-driving button from 'power' to 'soft' will reduce fuel consumption by up to 18% effectively reducing noise levels, whilst improving operator comfort.



FLEXIBLE OPTIONS DESIGNED FOR HARD APPLICATIONS

- Additional protection to avoid ingress of higher levels of dirt and debris according to your operating environment. These robust options will reduce the risk of downtime over the longterm.



TCM
Always Evolving

FD+FGE SERIES

ADVANCING OPERATOR SAFETY

Our range of advanced safety features and options help to protect operators, pedestrians and assets in the working environment and increase operator confidence and alertness throughout the workday, whilst reducing risk.



OPERATOR PRESENCE SYSTEM

To increase safety for the operator and surrounding personnel, Operator Presence System (OPS) comes as standard, providing audible and visual reminders to the operator.



All powered travel and some hydraulic functions disengage when the operator leaves the normal operating position. A warning alarm will sound and an indicator will appear on the dash if the operator either leaves the compartment without applying the parking brake or forgets to fasten their orange seat belt which is brightly coloured to prompt use.






STANDARD AND OPTIONAL SAFETY PACKAGES TO SUIT YOUR APPLICATION

- Rear grab bar with horn button – Allows the operator to comfortably and securely hold the grab bar and access the horn, while travelling in reverse.
- Ground speed control – Programming limits on speed and acceleration in areas where caution is required, such as applications with pedestrian traffic.
- Rear work light, rear blue light, warning beacon and alarm packages – Increasing visibility for operators in dimly lit work areas and visibility of the operational forklift to nearby workers.
- Load weight indicator - The weight on the forks automatically appears on the dash from the moment the forks are lifted.
- Swing-down LPG tank bracket – Reducing operator strain, this option makes it easier to remove and replace the empty fuel tank.
- Anti-skid steps - increasing operator safety in every day and fast-paced use.





FD+FGE SERIES - DIESEL & LPG COUNTERBALANCE FORKLIFTS

MODEL	RATED CAPACITY KG	RATED LOAD CENTRE MM	ENGINE	POWER KW	LENGTH MM	WIDTH MM	HEIGHT MM
FD40-E2	4000Kg	500	Diesel/LPG	54	3000	1415	2296
FD45-E2	4500Kg	500	Diesel/LPG	54	3130	1460	2296
FD50C-E2	5000Kg	500	Diesel/LPG	54	3170	1460	2296
FD50-E2	5000Kg	600	Diesel/LPG	54	3310	1460	2296
FD55-E2	5500Kg	600	Diesel/LPG	54	3360	1460	2296
FGE40-E2	4000Kg	500	Diesel/LPG	54	3000	1460	2296
FGE45-E2	4500Kg	500	Diesel/LPG	54	3130	1460	2296
FGE50C-E2	5000Kg	500	Diesel/LPG	54	3170	1460	2296
FGE50-E2	5000Kg	600	Diesel/LPG	54	3310	1460	2296
FGE55-E2	5500Kg	600	Diesel/LPG	54	3360	1460	2296
FD20-E2	2000Kg	500	Diesel	36	2485	1150	2145
FD25-E2	2500kG	500	Diesel	36	2560	1150	2145
FD30-E2	3000Kg	500	Diesel	36	2735	1275	2165
FD35-E2	3500Kg	500	Diesel	36	2795	1290	2175

