



EasyCut F/R

Mounted disc mowers





EasyCut

More than just a mower



- Quick-change blades
- SafeCut – individual protection for each disc
- SmartCut: Stripeless cuts and optimal blade overlap
- Break-back system – the mower breaks back to the rear and up to avoid the obstacle
- DuoGrip – double guidance and centre-of-gravity suspension
- Optimum ground pressure control from responsive and adjustable springs
- Hydraulic ground pressure control on the move (option)
- CV conditioner with V-steel tines at aggressive angles
- CR conditioner with chevron-profiled rubber rollers
- Mechanical gearbox for convenient CV conditioner 600rpm/900rpm speed changes
- Compact in transport as the mower inclines to the middle of the tractor – for optimum weight distribution and visibility
- Vertical storage on optional stands for minimum space requirements





EasyCut

Proven so well around the world, these machines are heavy-duty and easy to use.

The product range	4
The cutterbar	6
The SafeCut cutterbar protection system	12
DuoGrip guidance and centre-of-gravity suspension	14
Break-back system	16
Ground pressure control	17
Changing over from transport to work	18
Rear-mounted mowers	
EasyCut R 280, R 320, R 360, R 400	20
Rear-mounted mowers with tine/roller conditioners	
EasyCut R 280 CV, R 320 CV	
EasyCut R 280 CR, R 320 CR	28
Front-mounted mower	
EasyCut F 280 M, F 320 M, F 360 M	
EasyCut F 280, F 320, F 360	34
Front-mounted mowers with tine and roller conditioner	
EasyCut F 320 CV, F 320 CR	
EasyCut F 360 CV, F 360 CR	44
Technical Data	50



EasyCut

Unmatched performance

- Perfect cuts
- Low tractor input
- Easy handling
- Dependable and long-lasting



EasyCut R 280, R 320, R 360, R 400

Working at widths from 2.73 m to 4.04 m (8'11" to 13'3"), the rear-mounted EasyCut disc mowers deliver cleanest cuts. Forming a compact combination with the tractor, these machines stand out for light pulling and great ground contouring in any type of terrain.



EasyCut R 280 CV, R 280 CR, R 320 CV, R 320 CR

Those who seek faster wilting can opt for a tine or roller conditioner on the rear-mounted units which give full-width treatment to the freshly cut material.



Finest engineering

Buying a new generation EasyCut R and F mower is buying into KRONE's experience and expertise in mower manufacturing. This innovative design features a new headstock with optional hydraulic control, the CV mower conditioner rotor with tines at steep angles, a compact design and easy handling for superior operator comfort and a perfect quality of work.



EasyCut F 280, F 320, F 360

The front mowers working at widths of 2.71 m to 3.57 m (8'10" to 11'8") have powered top hats which alter the swathing width on EasyCut F 320 and F 360.



EasyCut F 280 M, F 320 M, F 360 M

The EasyCut M front mowers are our lightweight machines designed for operation on steep slopes and for spreading material across the work width. Their hitch points are configured to attach as well to small tractors for special applications.



EasyCut F 320 CV, F 320 CR, F 360 CV, F 360 CR

Cutting at widths of 3.16 m or 3.60 m (10'4" or 11'9"), these front mowers are available with pushed or pulled headstocks as well as tine or roller conditioners.



The cutterbar

A dependable design

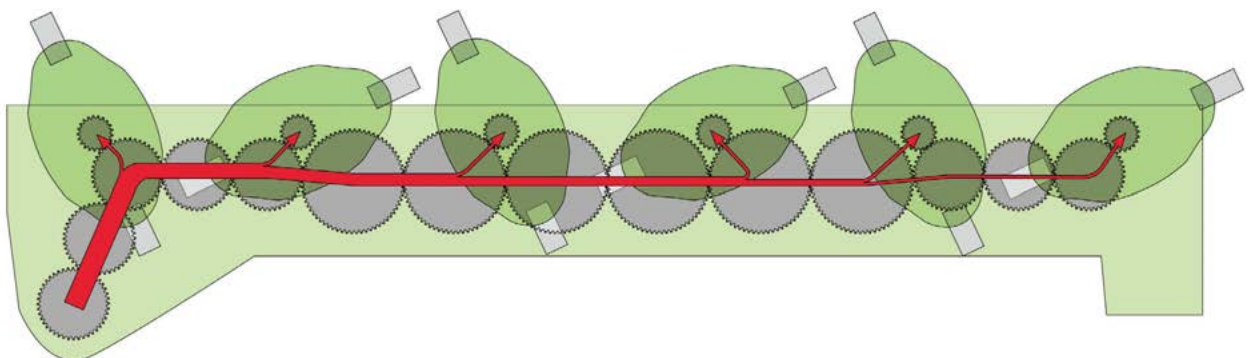
- Fully welded cutterbar – strong in build, leak proof and permanently lubricated
- Long-lasting satellite gears with massive spur gears make for quiet running and maximum efficiency
- No inner shoe – no blockages



The original

The KRONE developed satellite driveline comprises massive spur gears with up to 66 teeth which transfer the power all the way down to the very last disc. Revolving at lower speeds, the large-diameter gears always have

a number of teeth in mesh at any one time, giving quiet running, ultimate efficiency and maximum longevity. With each of the auxiliary gears driving just one disc, it is exposed to only minimum mechanical strain.



EasyCut – uniquely KRONE




The KRONE EasyCut R and F disc mowers provide the cleanest and most accurate cuts. Fully welded and permanently lubricated, the cutterbar shows no leaks and no deformations even after many years of service.

Its massive and oil-immersed spur gears impress by very quiet and reliable running under constant peak loading. And of course quick-change blades and the SafeCut cutterbar protection system are standard specification.



Interlocking effectively

Large-diameter gears with truncated teeth offer the benefit of interlocking a larger number of teeth at any one time, thereby transferring the power more efficiently.



Leak proof and robust

To meet the highest quality standards we use advanced robot welding and CNC technology in the manufacture of our fully welded and permanently lubricated cutterbars. After all, the cutterbar is at the heart of every disc mower.



No inner shoe

The cutterbar is driven by a right-angle gearbox, which is arranged right behind the inner top hat – for blockage-free operation on the headland and in awkwardly shaped fields.

The cutterbar

In best shape

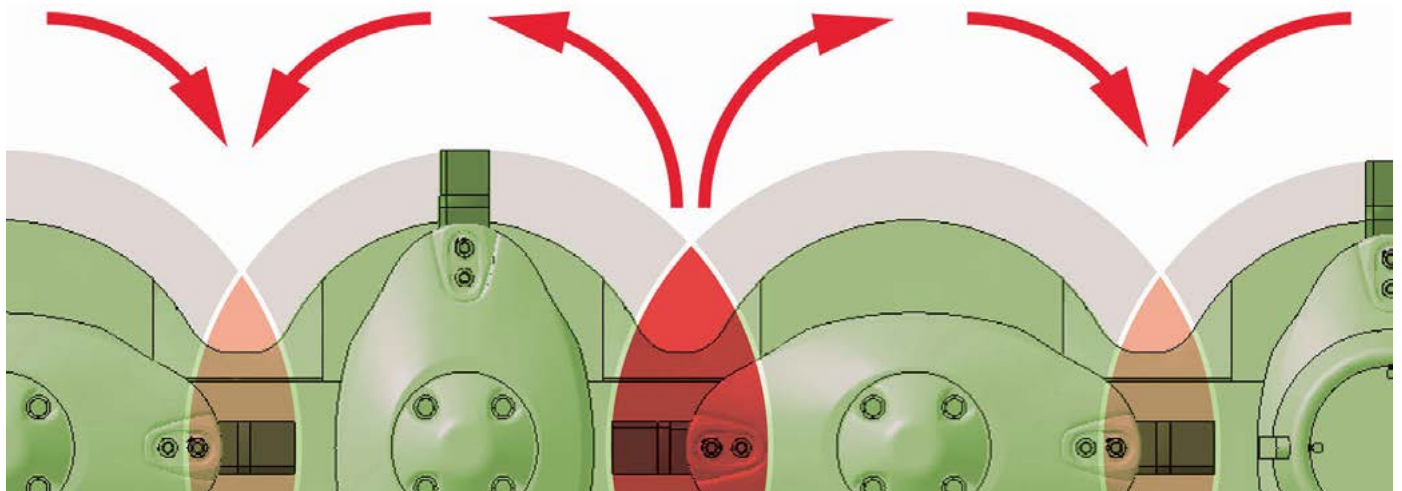
- Wedge-shaped cutterbar for cleanest cuts
- Heavy-duty spur gears run in double bearings which are spaced at wide gaps
- Swathing or spreading
- Hard-faced skids




Forget about stripes

With some discs turning in pairs towards each other and others away from each other, it was necessary to redesign the degree of blade overlap to ensure cleanest cuts. Therefore we increased the overlap between those discs

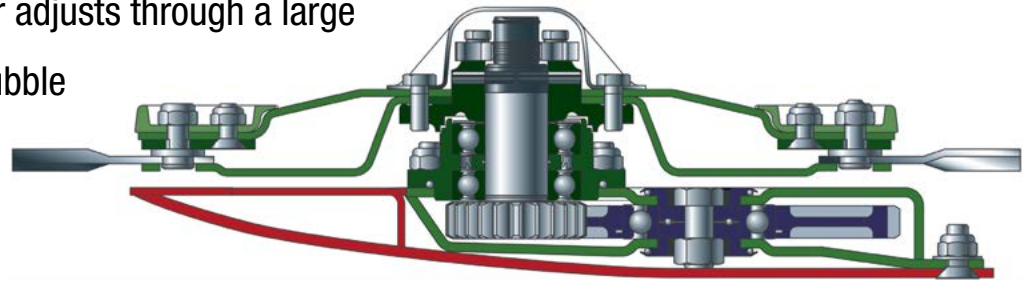
that turn outwards – a modification that leads to stripeless cuts in light and young material. Vice versa, a larger gap between the blades that turn towards each other encourages the smooth flow of large masses to the rear.



EasyCut – the better cut



The wedge-shaped cutterbar adjusts through a large setting range to cut short stubble in meadows and pastures and longer stubble in long-stemmed field crops.



EasyCut cuts blockage-free and clean.

Benefitting from massive double spur gear bearings that are spaced at large gaps, the cutterbars are heavy-duty and hardwearing.

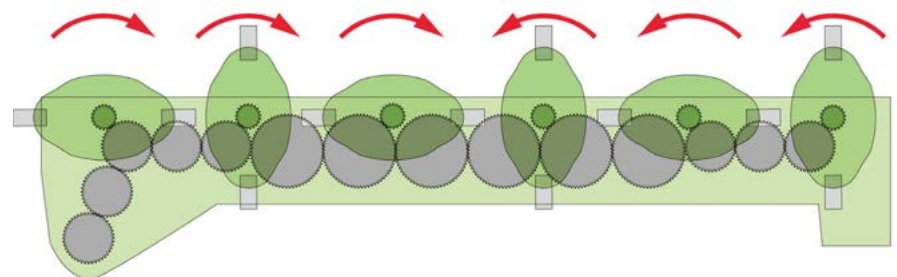


Convenient

Some of the gears beneath the discs are arranged eccentrically in the casing. The smaller-diameter auxiliary spur gears are removed from the top whereas the large-diameter gears in the main driveline are removed from the side.

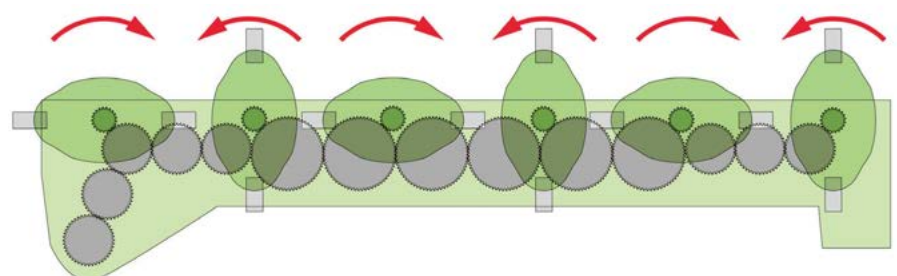
Windrowing

Spinning inwards, the discs feed the material to the middle of the machine to avoid tractor wheels running over the cut crops. With discs spinning in the 'A' sense of rotation, EasyCut R 280 and R 320 form one swath. Whereas EasyCut R 360 and R 400 forms two swaths with its discs also spinning in the 'A' sense of rotation.



Spreading across the full width

The EasyCut models, with discs spinning in the 'B' sense of rotation, spread the material across the machine width. All discs spin in pairs. Material that is spread across the full machine width will dry faster and more evenly.



EasyCut

Perfect in every detail

- Quick-changing blades
- Modular discs
- Minimum blade wear, 360° blade action
- Excellent cuts, optimum blade overlap



Floating skids

Made from hardened steel, the extra wide skids reduce the ground pressure for effective protection of both the cutterbar and the sward. By the way, the skids are bolted to the mower bed and are therefore very easy to replace.

Longer stubble

High-cutting skids are the solution for those who look for 80 mm (3") and longer stubble. Depending on how you bolt the skids to the bed, you increase the cutting height by 30-80 mm (1"-3").

Thorough protection

We welded rounded stops between the individual skids to protect the cutterbar from damage and contoured the underside of these stops in such a way that the material cannot collect here. As a result, the material flows smoothly to the rear.



Delivering to farmer needs

The success of the KRONE disc mowers is based on perfect cuts, unmatched longevity and a host of very useful details.

EasyCut mowers deliver to customers' needs. There are many reasons to opt for an EasyCut mower!

Just think of the quick-change blades, inexpensive wear parts and the perfect arrangement of the discs for stripeless cuts.



Changing blades within no time

Change blades in the field fast and without effort. Quick-change blades are simply a must for many users.

Minimum wear

With the blades being free to spin through 360° on their pins, they will not foul with the blades on the neighbouring discs and suffer from less wear and are self-cleaning.



Cost saver

Worn knife pins are no issue on a KRONE EasyCut, because they are replaced individually. If you like, you can opt for bolts instead of pins.

Cleanest cuts guaranteed

112mm (4.5") blades with set blades orbit with a generous overlap, producing the typically clean cut and feeding the material to the rear in a consistent and smooth flow.



SafeCut

Individual protection for each disc

- Full driveline protection
- Neighbouring discs will not collide
- No wear and damage
- Quick roll pin change, minimum costs




Full protection

Orbiting within the sphere of the mower bed and never protruding beyond the skirts and benefiting from the SafeCut cutterbar protection system, the EasyCut discs enjoy maximum protection. Additional protection comes from the standard SafeCut system.

An ideal system

As the discs are spinning, they place no load on the roll pins, because the bearings are tensioned by a nut and two clamping screws. As a result, the roll pins do not suffer from material fatigue and even after many hours of operation they will break only at their inbuilt load level.



SafeCut – uniquely KRONE



You know it too well – foreign objects can cause great damage and costly repairs. Not so if the KRONE SafeCut is in place, which allows the discs to move away from obstacles for maximum productivity and comfort. Our DLG award winning disc protection system is a base specification on all EasyCut F and R disc mowers.



Peace of mind

Instead of transferring the full shockload to the spur gears, the roll pin in the sprocket driveshaft breaks when there is a momentary overload. The pinion shaft continues spinning, jacking up the disc in question and the disc moves

out of the risk zone and the orbit of the neighbouring discs. This way SafeCut prevents damage to the spur gears and the neighbouring discs. Replacing the roll pin takes a few minutes and is not very costly.



DuoGrip

The intelligent system

- The DuoGrip system suspends the machine in its centre of gravity and gives lateral control
- Uniform ground pressure across the entire work width
- Optimum guidance Less lateral drag, clean cuts
- Short and heavy-duty beam



Suspended in its centre of gravity rather than centrally

Maintaining a uniform pressure across the entire work width is a requirement that is thoroughly met by Krone disc mowers, courtesy of a gearbox that is arranged on the inside of the machine where it shifts the centre


of gravity to the side. This, the short jib and two extra braces give maximum stability while keeping the weight down – and delivering best results in rough going.



DuoGrip – the most effective guidance system

A clean cut is fundamental for producing clean forage and it is attributed to the special design of the cutterbar and also of the suspension. The special KRONE DuoGrip suspension system suspends the disc mower in its centre of gravity and provides lateral guidance at the same time.

Maintaining a consistent ground pressure across the full work width, the design produces cleanest cuts whilst resulting in light pull and optimum side control.



Spreading the load

The parallelogram linkage absorbs lateral forces and guides the unit in direction of travel. At the same time, it helps reduce the load on the jib and the suspension system at the machine's centre of gravity.

Robust

The jib mounts on a pin that pivots in a ball socket, providing plenty of movement and exemplary contouring.



Simply ingenious

Break-back system and minimum ground pressure

- Central control suspension springs guarantee uniform cuts at optimum pressure
- Control the pressure by refitting pins and without tools
- Adjust the pressure hydraulically and on the move (option)
- Two-fold impact damage protection




Fully protected

The standard impact damage protection system on EasyCut R models gives you peace of mind as you work along borders, fences and hedges and suddenly collide with an obstacle. When the system trips, the mower swings 1.20 m (3'11") to the rear and up to 40 cm (1'3") up and clear out of any obstacle. After the obstacle has been passed, the mower swings automatically back into work position.



Swinging up and to the rear

The standard mechanical impact damage protection system uses a very dependable and adjustable coil spring and latch system. Integrated in the mower's suspension system, this break-back system swings the machine away from the obstacle.



High work rates, clean cuts and uncontaminated forage

The advantage of our hydraulic or manual suspension springs is the fact that they respond instantly to undulating ground. This responsiveness leads to perfect and stripeless cuts at high ground speeds. The result is high-quality forage and a uniform crop re-growth. The well-balanced spring/arm kinematics ensure the default pressure is maintained nearly consistently even in undulating terrain.



Checking the pressure

The pressure gauge shows the current hydraulic pressure and is easy to read from the tractor. It brings peace of mind, reassuring the operator that the machine is set up correctly and that it is exposed to only very little lateral drag for excellent fuel economy.

Adjusting the ground pressure is easy

Adjusting the spring tension manually is easy and straightforward, because you simply refit the pin. Increase the tension to decrease the ground pressure.

Hydraulic control from the seat

Enjoy superior operator comfort from the hydraulic suspension control system. Adjust the pressure flexibly on the move and release the spring tension from the seat before you remove the mower from the tractor.



Built-in road stability

Every position is ideal

- The machine folds beyond the vertical transport position
Low transport height, optimum weight distribution, excellent visibility
- Hydraulic headland control
No need to operate the tractor linkage
- Huge angle of travel



Large pivoting range

Designed like a Z, the arm offers 29°/20° up/down travel for easy bank and verge mowing.



Fitting into confined space

Implementing a large work width on a mower poses a special challenge to the designers who have to reconcile demands for high work rates with those for good transport and contouring qualities. The solutions are reflected by the KRONE Z-form, the low pivot point, the over-centre transport position and the headland position that does not require operating the tractor's link arms. KRONE disc mowers offer safe travel and best cuts even in difficult conditions.



Low transport height

Folding into transport position, the 'Z'-arm pivots low to the ground to reduce transport height. At the same time, its high ground clearance makes for safe travel on worn-out roads.



Fold it from the seat

The machine swings hydraulically into an upright position and beyond the dead centre point. The single-acting ram on the EasyCut R 280 and R 320 models employs an accumulator to move the machine into a 110° position whereas the EasyCut R 320 CV and R 360 models use a double-acting ram to swing the machine into a 124° position. Both versions fold the mower actively up and down for smooth and easy changeovers.



Safe road travel

The special design shifts the machine weight to the middle of the tractor, distributing it more uniformly across the axle and the linkage for better ride quality and better visibility in the rear-view mirrors. There is nothing in the way that might obstruct your view.

SmartCut

SafeCut
INSIDE

EasyCut R 280, R 320

Unqualified cuts

- Manual or hydraulic ground pressure control
- Low-maintenance and frictional driveline without belts
- KRONE SafeCut cutterbar protection is a standard feature
- Cantilever guards ensure smooth crop flows



Constant-speed and high-power driveline

The power flows down a frictional driveline of shafts and gears. The driveshaft boasts overruning and friction clutches between the main gearbox and the mower providing maximum protection to the cutterbar, the universal joints as well as the tractor pto.

Covering the full width

EasyCut R 280 and EasyCut R 320 have adjustable lower link pins that allow the machine to run offset behind the tractor and cut at full width at any track width, on side slopes and in combination with a front mower.



Packed with innovations

Looking for a high-capacity mower that works at widths of about 3 m (9'10")? Then the KRONE EasyCut R 280 and R 320 with DuoGrip disc mowers are for you. These machines are packed with innovative features such as the DuoGrip centre-of-gravity suspension with manual or hydraulic suspension control, the unique auto-reset system and the optimized cutterbar for stripeless cuts.



Spring-loaded suspension


The EasyCut R 280 and EasyCut R 320 models use springs to provide suspension. The tension is adjusted manually or hydraulically as an option to optimize ground contour following at high work rates.

Extra protection

The fold-up ends of the curtain are lined by bumper tubes that protect the curtain from damage when the machine hits an obstacle.

Smooth crop flow

All EasyCut R 280 and EasyCut R 320 mowers use cantilever hoop guards that provide clear passage to the material flow. These are the perfect machines for clean work in awkward plots and on slopes, where the uniform windrow presentation speaks for itself.





SmartCut

SafeCut
INSIDE

EasyCut R 280, R 320

It's practical and convenient

- Just one single-acting coupler is required to fold the unit
- The mower folds to the middle and into a safe transport position
- Optional stands store the machine upright in a 110° position
- Break-back system swings the mower up and to the rear



Easiest access

The front guard folds up to give easy access to the discs for cleaning and blade replacement. Besides, it also makes storage in confined space much easier. Access to the cutterbar is excellent from any side.

On board the machine

Spare blades are neatly stored in this drawer.



Unique functionality and easiest handling

At home and abroad, KRONE disc mowers perform successfully in many different countries and conditions, where developers gain new insights and in-field experiences implementing these into the development of EasyCut. For example, the EasyCut R models can be stored in vertical position to save space in the machine shed. This is just one of many practical details on the KRONE disc mowers that save time and hassle.



Automatic folding

When the mower moves into transport position, the guard folds back to reduce the transport height. When the machine lowers into work position the guard, too, moves back into work position.

The trailer bed up/down service will do

A single-acting ram with accumulator is fine to raise the EasyCut R 280 and R 320 models into headland and transport position.



A unique KRONE design

The vertical storage position saves space in the machine shed. The optional stands give the machine good footing and are useful for attachment and removal. But of course EasyCut R 280 and EasyCut R 320 also store in horizontal position.



SmartCut

SafeCut
INSIDE

EasyCut R 360 and R 400

Technology that fits your needs

- 3.60 m or 4.04 m (10'4" or 13'3") working width
- Double windrowing or spreading
- Hydraulic suspension control as an option
- Excellent value for money



Three-point headstock

These two models have particularly strong headstocks. They can move sideways and the lower link pins can be

refitted to adjust to suit different tractor track widths and to team up with a front mower.



EasyCut R 360



EasyCut R 400

The competitive mower

The high-capacity EasyCut R 360 and R 400 mowers are mounted machines that score on enormous work rates and productivity, performing equally well in forage harvesting and field extensification.



Suspension springs

These two mowers have two very strong suspension springs that minimize the ground pressure.

Operators can adjust the spring loading manually or hydraulically as an option from the tractor seat.



EasyCut R 360



EasyCut R 400



EasyCut R 360 and R 400

Boosting your productivity

- Low tractor input
- DuoGrip centre-of-gravity suspension and arm guidance
- Mechanical break-back system
- SafeCut shear-bolt protection on each individual disc



EasyCut R 360 in road transport

The EasyCut R 360 model swings up and beyond TDC behind and very close to the tractor improving ride comfort especially on small tractors.



EasyCut R 360


EasyCut R 400 in road transport

The EasyCut R 400 moves hydraulically into the transport position behind the tractor and folds up the front curtain. This turns the machine into a narrow, low-profile transport unit for smooth passage underneath bridges and through gates and for safe travel on public roads.



EasyCut R 400

Boosting efficiency



The EasyCut R 360 and 400 models offer the specification and operator comfort you deserve: excellent value for money, high acreage at low power input, centre-of-gravity suspension, the innovative SafeCut disc protection system, a compact transport position, straightforward operation and convenient handling. All these details are benchmark features on a machine of this size. Depending on specification and disc rotation, they spread or windrow the crop into two equal swaths.

Spreading across the full width

Spreading the material leads to faster wilting because it exposes a larger surface to the sun and wind, leading to very high-quality forage and fewer losses.



Spreading across the full width (B sense of rotation)

The discs on the EasyCut R 360 and R 400 models work in pairs, with two discs running with opposed action spreading the material across the full width.

Forming two swaths (A sense of rotation)

This is an option for those who try to avoid running over the cut crops. These models have only the central discs run with opposed action, producing two swaths.



SmartCut

SafeCut
INSIDE

EasyCut R 280 CV, R 320 CV

Conditioning with steel tines

- Easy and quick operation
- Optional wide spreading crop deflectors
- Infinitely variable windrow width
- Mechanical gearbox, variable intensity conditioning

i



Full-width treatment

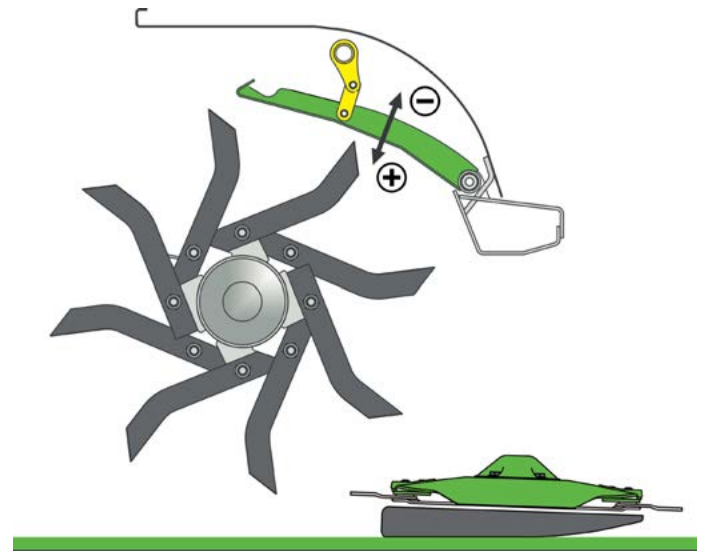
The tine conditioners on all mowers span across the work width from the left to the right top hat, providing a uniform

and consistent crop flow across the full width and giving optimum conditioning.



Powerful and intensive conditioning

The KRONE CV rotor with V-shaped and grippy steel tines spreads the crop at the full working width. Its massive 64 cm (2'1") diameter and the helical arrangement of the tines warrant a continuous crop flow, high throughputs and superior conditioning.



Firm grip on the crop

Made from hardened steel and mounted at a steep angle, the V-shape steel tines give intensive treatment and powerful action. The tines pivot to break back when they hit an object whereas their restricted forward angle increases the pivot pin's longevity.

Intensive conditioning

The standard baffle plate boosts the action of the tines for an even more intensive conditioning.

Adjustable baffle plate

The lever notches the plate/tine clearance to the required setting. As you reduce the gap you increase the intensity of conditioning.

Mechanical gearbox

Select 900 rpm for intensive treatment and 600 rpm for less intensive conditioning. Setting the speed is easy from the gearshift lever.



EasyCut R 280 CR, R 320 CR

Conditioning with rollers

- Continuous crop flow from 25 cm (10") diameters
- High throughputs from powered processor rollers
- Top-notch conditioning effect from meshing surfaces
- Great longevity from rubber coating



SmartCut

SafeCut
INSIDE




Full-width treatment

The full-width CR rollers ensure a uniform conditioning across the full work width whilst the rubber coating gives continued resistance to abrasion and wear.

Firm grip on the crop

The interlocking surfaces of the rollers give intensive but gentle conditioning whilst avoiding losses.



Roller conditioner for leafy crops

Leafy crops like Lucerne or clovers require a different type of conditioning than crops that are predominantly grass. The CR roller conditioner gives particularly gentle treatment, leaving intact the delicate leaves which are so rich in protein and safeguarding the value of farm-grown feeds. Spreading the crop will speed up wilting.



Spring suspension

The top roller suspends from a spring which ensures a continuous flow in inconsistent growth and allows foreign objects to pass the system trouble-free. Thanks to a stepless adjustment system, the operator adapts the gap and pressure steplessly to current yields.

250 mm (10") diameter rollers

The large-diameter CR conditioner rotors deliver a smooth and consistent flow of crop and have a low power input.



Frictional connections

The massive conditioning rollers are driven by a power-efficient gearbox. The bottom box driving the bottom roller is integrated in the gearbox that drives the cutterbar, which is located behind the inner top hat.



Double power

The speed of the powered top roller is synchronized with the bottom roller by an optional gearbox, which mounts on the outside of the mower bed. With this level of specification the machine is kitted out to deal with the heaviest of crops.





EasyCut R 280 CV, R 320 CV R 280 CR, R 320 CR

Off to plenty of work

- Mower bed folds into an upright 124° position for safe road travel
- Optional stands allow space saving storage
- Optimum adaptation by the side shifting three-point headstock
- Durable hoop guards with rubber lined edges



Easy maintenance

The front guard folds up to give easy access to the discs for cleaning and convenient blade replacement, a compact design that offers superb accessibility.

Thorough protection

The folding side and front guards are lined by rubber strips that protect them from damage when colliding with obstacles.



Practical and thought-through

The EasyCut R 280 CV / CR and R 320 CV / CR disc mowers, offering a higher operator comfort, and boosting your productivity. These machines are always the best choice, offering a side-shifting feature and a 124 deg. transport position for an even weight distribution and excellent visibility on the road.



Two suspension springs

Their conditioners make EasyCut R 280 CV and EasyCut R 320 CV heavier machines, which require two springs to receive proper suspension. The springs adjust manually or hydraulically as an option.

Full work width

The headstock can move to either side adjusting to different track widths and front mowers and allowing operators to cut at full widths and optimum overlap.



Minimum space

Stands are available as an option to store the machine either in work or transport position – saving space in the machine shed.



SmartCut

SafeCut
INSIDE

Climbing high

EasyCut F 280 M, F 320 M, F 360 M

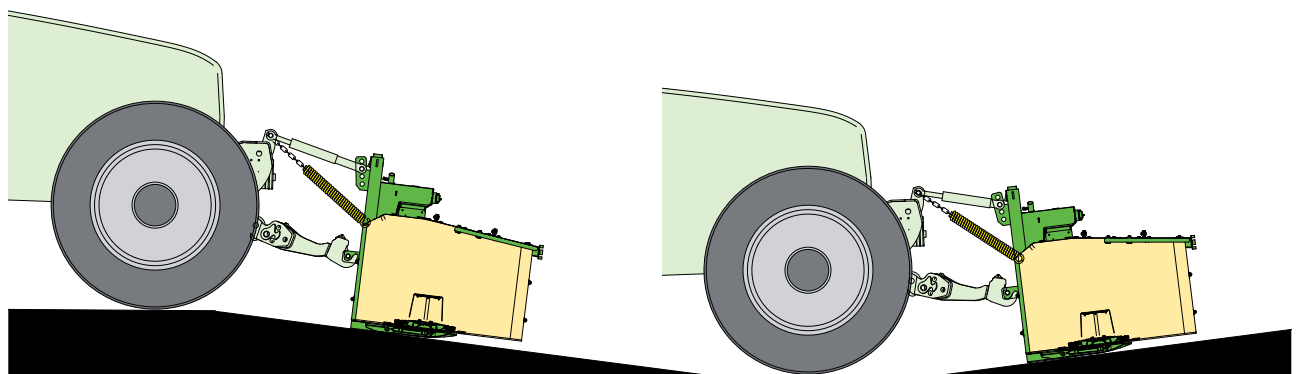
- Ideally suited for compact tractors and work in mountain regions
- Low dead weight, little weight on the front axle
- Compact build, excellent handling
- Pivoting centre-of-gravity suspension system



Perfect ground hugging

The pushing suspension design provides a generous vertical travel and combines with long skids and an optional telescoping top link to provide optimum ground hugging in every way. Mounted extremely

close to the tractor, the mower travels very little when gliding over undulations. The design reduces wear on the driveshaft and enhances operator overview.




Proven in the field

Mountain farming is a particular challenge to man and machine. The front-mounted 2.73 m (8'11") EasyCut F 280 M, the 3.16 m (10'4")

F 320 M, and the 3.60 m (11'9") F 360 M disc mowers are

the ideal machines to take on the challenge, boasting a compact design, a centre of gravity close to the tractor, perfect cuts on steep slopes and good attachment options to light-weight and very compact mountain tractors. The EasyCut 360 M model is the ideal machine for huge track widths and offers generous overlap in combination with rear mowers.



Centre-of-gravity suspension

The front mowers EasyCut F 280 M, F 320 M and F 360 M are not suspended in their mid-point but in their centre of gravity – a design that distributes the pressure uniformly across the entire work width and leads to cleanest cuts.

Adjustable ground pressure

Adjust the pressure simply by resetting pins and chain links that alter the spring tension. Even better ground contour following in direction of travel comes from the optional telescoping top link.



Generous up and down travel

With each end pivoting through 30 cm (1'), EasyCut F 280 M and F 320 M guarantee cleanest cuts in undulating terrain and a well protected sward.



SmartCut

SafeCut
INSIDE

The light way of mowing

EasyCut F 280 M, F 320 M, F 360 M


- Robust and pivoting headstock, just one pivot axis
- Large clearance
- Driveshaft powered gears for ultimate efficiency
- No hydraulic connectors required
- Two optional top hats guarantee smooth crop flow on the slope

i



Central swathing

The discs and top hats spinning towards the middle (A sense of rotation) feed the crop in a consistent flow to the middle forming a central swath which offers the best setting for further processing.



Ideally suited for the slope

Two optional top hats are available to guarantee a smooth crop flow on steep slopes, also when working across the slope.



Sleek engineering unveiled



The uncluttered and rugged design of the EasyCut F M front mowers becomes clear when you remove the curtains.

Light in weight (500 kg +), these machines perform effectively in any terrain.

No spools required. Attachment and removal is quick and easy. The cutterbar is suspended right behind the outer hats – an ideal design that ensures a uniform crop flow. And of course, the cutterbar is fully welded and wedge-shaped, has SafeCut protection and quick-change blades.

Constant pto speed

Drive power flows through a frictional and powerful driveline of shafts and gears, which transmit the power efficiently from the tractor to the discs even in the most difficult conditions.



Versatile and flexible

The versatile front mowers are the perfect choice for work on slopes and make great combinations with rear mowers.



Compact transport position

The guard ends on EasyCut F 280 M and F 320 M front mowers fold back to bring the transport width down to 3.00 m (9'10"). They can also fold hydraulically as an option. EasyCut 360 M has transport width of 3.45 m (11'4").



SmartCut

SafeCut
INSIDE

EasyCut F 280, F 320, F 360

Powered top hats

- Powered top hats windrow the material for the tractor to straddle it
- Uniform windrow presentation
- A continuous and consistent crop flow


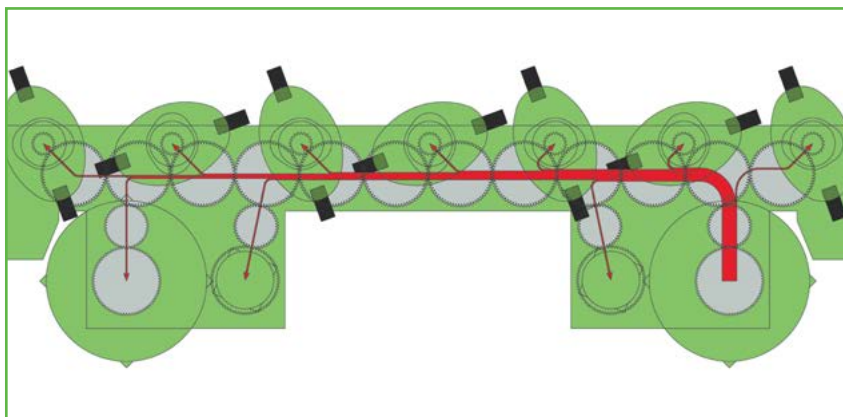


Smooth, quiet and efficient

Massive spur gears inside the main gearbox provide for smooth running and an efficient transfer of the power. The smaller auxiliary gears drive only one disc each. The gears that drive the top hats are powered by the spur gears in the main gearbox.



Smooth operation

The drive power flows down a power belt that is tensioned automatically and enters the mower through a right-angle gearbox and the top hat. The overrunning clutch is integrated in the driveshaft as a standard.



The secret behind perfect windrowing

The KRONE EasyCut F 280, F 320 and F 360 front mowers stand out for their massive top hats which mount behind the discs on either end of the cutterbar. Driven from within the cutterbar, they provide a consistent flow of crop to the centre of the machine so that the tractor wheels will not run on the fluffy swath and the harvester will pick up the material without losses.



Powered top hats


With all discs turning towards the middle on the EasyCut F 280 and F 320 models, they automatically feed the cut material to the middle whilst the powered top hats control the flow to the rear. It is down to their high feed capacity that the material is presented in uniform windrows, even on the slope.

Narrow windrows

EasyCut F 320 can take taller top hats which are bolted to the smaller standard-fit hats on the inside. The taller hats reduce the windrow width by another 40 cm (1'4") for narrow tractors to straddle them.

Wide windrows

Want wider windrows? Our EasyCut F 320 models feature small inner hats along with the tall hats – an ideal configuration when matching up with a wide spreading rear mower.



EasyCut F 280, F 320, F 360

Perfect control

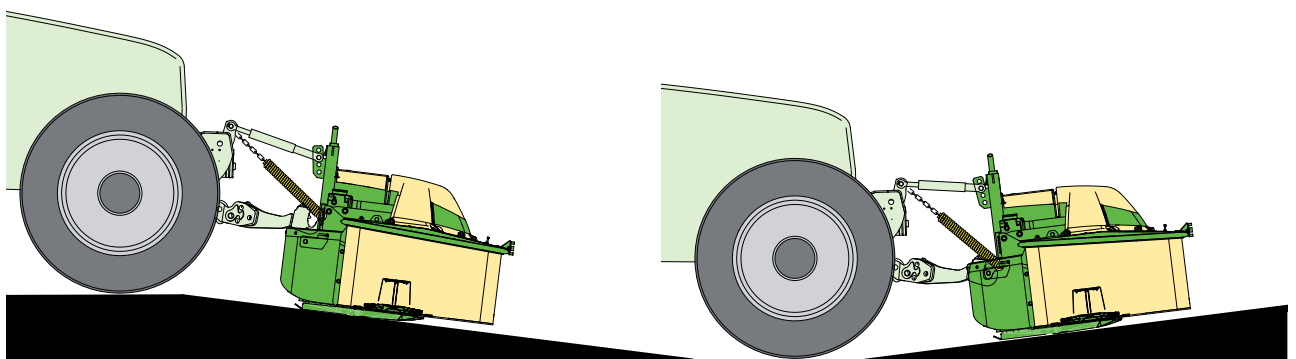
- Compact combination
- Plenty up and down travel
- Telescoping top link as an option
- No hydraulic couplers required



A perfect system

EasyCut F 280 and F 320 are mowers that adapt to any type of ground contours – in and across the direction of travel. The pushed design allows for plenty of up and down travel – the ideal design for rough terrain. In addition, the compact build offers an excellent

overview in the field and an excellent transport stability for safe travel on public roads. As it mounts close to the tractor, the linkage travels through a smaller angle and less strain is put on the driveshaft.




Quality forage stems from quality cuts



The front-mounted KRONE mowers stand out for easy handling, a straightforward design and superior functionality. The pushed version is compact in size and low in weight. Suspended by a pivoting headstock in its centre of gravity and close to the tractor's front wheels, the unit benefits from very little travel for perfect cuts, uncontaminated forage and fast re-growth.

Adjustable ground pressure

The ground pressure is controlled by refitting the chains and the pins that hold the coil springs in place. After all, an optimum ground pressure is fundamental for consistent cuts and high work rates. Chains on the inside of the coils protect these from overexpanding.



Gentle on the sward

The large contact area gives best contouring and height control even in difficult terrain. The low ground pressure makes floating even easier to avoid any scuffing.

A perfect system

The optional telescoping top link follows any movement of the mower, allowing it to float on the ground and maintain the set cutting height.





A good follower

Pivoting through a large 40 cm (1'3") range, these disc mowers follow any ground contour, produce clean forage and leave a healthy sward.



Convenient and automatic

Springs in the headstock level the pivoting mower when it is raised whilst the hydraulic accumulator absorbs side-to-side movement for a higher ride comfort.



Protection all-round

Rubber strips grab the edge of the side and front guards to serve as bumpers and reduce collision damage and preserve the machine's value.



Centre-of-gravity suspension

Maintaining the set pressure across the full work width, our EasyCut F 280 and EasyCut F 320 models stand out for less wear, light pull and perfect cuts.



Fold-up guards

The guard ends on the KRONE EasyCut F 280 and EasyCut F 320 front disc mowers fold back to bring the machine's transport width down to 3.00 m (9'10"). Yet, EasyCut F 360 that is marketed in countries outside Germany measures 3.45 m (11'4") in transport position. The hydraulic guard ends are options and require a double acting spool.



Safe travel on the road

The F 360 model has standard lights and warning panels, F 280 and F 320 as options. The two models are supplied with standardized brackets that suit third-party lights as well.





EasyCut F 320 CV, F 320 CR

Front-mounted mowers with tine/roller conditioners

- Work width: 3.16 m (10'4")
- Push or pull
- Intensive conditioning from aggressive steel tines or chevron-profiled rollers




The pushed design

Doing without the former A-frame provides plenty of space to fit massive coil springs that pull the machine towards the tractor providing the best possible suspension. The pushed design makes for a very compact machine, reduces weight and is gentler on the turf. The transverse pivoting action is provided by the tractor's link arms. The EasyCut F 320 CV is also offered as a floating version (see fig. A).

The pulled design

The pulled version has the suspension springs integrated in the machine's suspension system. The tension of the two springs is controlled from one single crank.



Cutting and conditioning in one pass

The front mowers F 320 CV with tine conditioner and F 320 CR with roller conditioner are specialists that warrant high-quality forage. Featuring either a large 64 cm (2'1") diameter tined rotor or two 25 cm (10") conditioning rollers, these mowers are the pros that deliver high-quality forage and best conditioning even in high-yielding crops.



Large suspension travel

The pulled headstock design allows the machine to break back and up through a larger angle, hence making it more suitable for operation in rolling land.



Plenty of ground clearance

The pulled headstock has a hydraulic cylinder that raises the mower extra high, providing plenty of ground clearance in any type of terrain.



Narrow in transport

Each end of the guard can be folded back to bring transport width down to 3 m (9'10"). This can also be done hydraulically from the tractor as an option.

EasyCut F 360 CV, F 360 CR

Extra wide models with tine or roller conditioners

- 3.60 m (11'10") work width, 3.45 m (11'4") transport width
- Choose between aggressive steel tines or chevron-profiled rollers for intensive treatment
- Pushed or pulled design



Push-type configuration:

The floating EasyCut F 360 CV and F 360 CR in pushed configuration are compact and slim machines that provide excellent visibility. These machines impress by a low dead weight and cleanest cuts.

Floating:

Adjustable springs optimize the ground pressure and allow the machine to float. A telescoping top link is available to deliver perfect cuts in undulating terrain.

Strong and sturdy

Powerful tractors and massive equipment call for strong and sturdy coupling hardware. This heavy-duty three-point headstock withstands high machine weights and strains and offers fast and easy attachment/removal.



Pulled or pushed

The KRONE EasyCut F 360 CV and CR front mowers can have a pushed or pulled cutterbar.



Working at a width of 3.60 m (11'9"), the machine suits wide tractors with oversize tyres. More generous overlaps within the combination result in clean cuts on slopes and in curves and make for larger work widths in general.



Spring-loaded suspension:

Adjustable springs optimize the ground pressure and hence perfect cuts. The suspension springs are integrated in the linkage, a design that eliminates the need for attaching and removing them when attaching/removing the machine.

Convenient

The suspension springs are adjusted on this central crank.

The pulled machine

The KRONE EasyCut F 360 CV and CR front mowers can have a pull-type suspension. This allows the mower to break back and up for added protection from foreign objects.

Large suspension travel

The pull-type configuration gives the mower more than 30 cm (12") transverse travel for cleanest cuts also in undulating fields.

Plenty of ground clearance

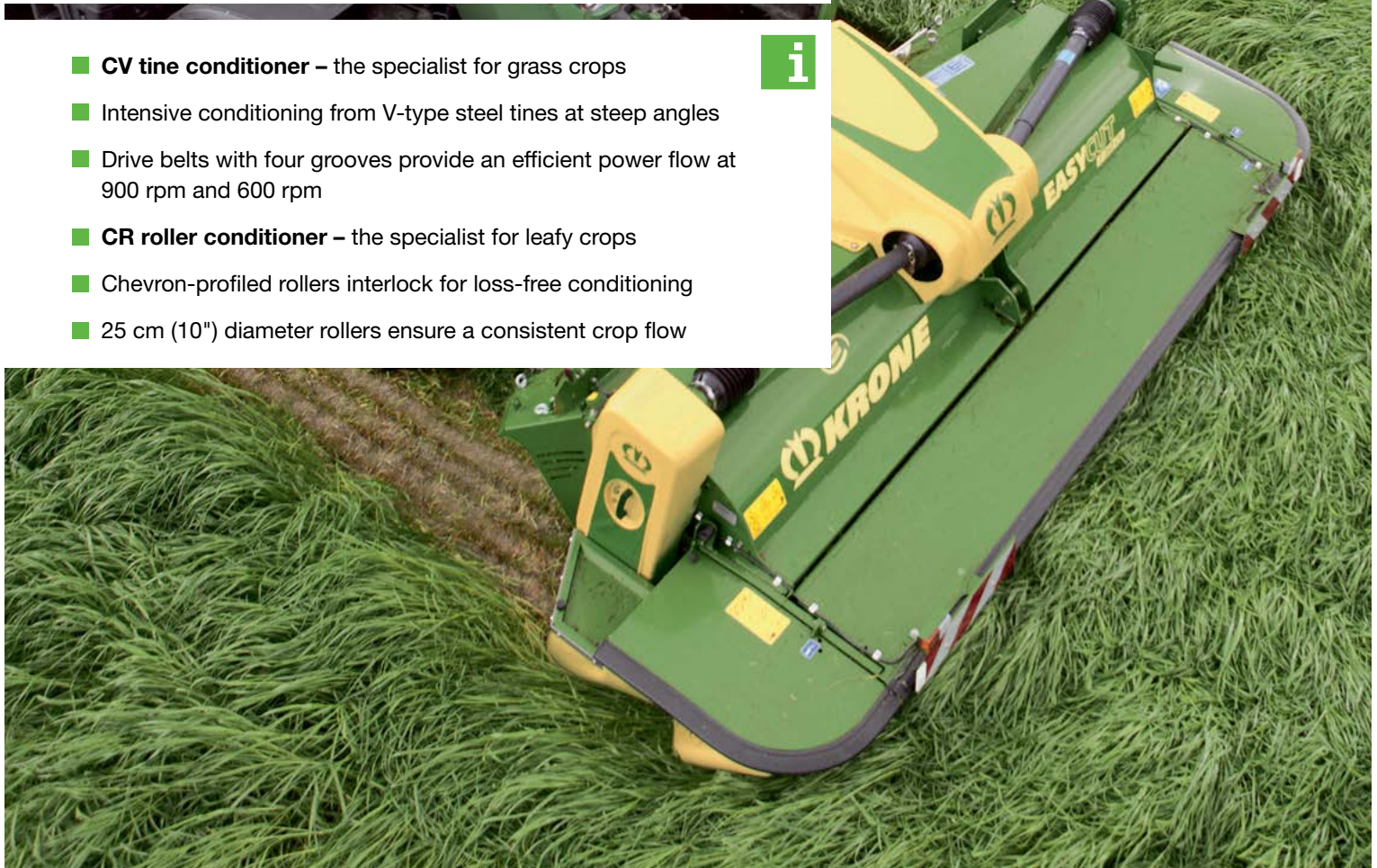
The pushed model has an integral hydraulic ram that provides plenty of ground clearance when the machine is being lifted out on the headland or when working in rough terrain. You can increase the lift by raising the tractor's link arms to master even the most difficult situations.



Tines or rollers

Choose the option that you best

- **CV tine conditioner** – the specialist for grass crops
- Intensive conditioning from V-type steel tines at steep angles
- Drive belts with four grooves provide an efficient power flow at 900 rpm and 600 rpm
- **CR roller conditioner** – the specialist for leafy crops
- Chevron-profiled rollers interlock for loss-free conditioning
- 25 cm (10") diameter rollers ensure a consistent crop flow



CV tine conditioner

V-type steel tines at steep angles give intensive conditioning. Control the intensity by adjusting the baffle plate.



Spreading or windrowing

The machine offers both. Set the windrowing width by adjusting the windrow boards. Optional deflector plates ensure a consistent and uniform distribution of the crop across the full work width.



600 rpm or 900 rpm

Efficient and powerful drive for the CV conditioner comes from this four-groove belt. Change the speed from 600 rpm to 900 rpm and vice versa by swapping the pulley.



Uncompromised technology for quality forage

Adjusting the conditioning intensity accurately to crop yields is easy on EasyCut F 320 and F 360 CV/CR.

The CV conditioner with V-type steel tines at steep angles is the best choice in crops that are predominantly grass whereas the large-diameter CR rollers are preferred in leguminosae such as Lucerne and clover. The leafy crops are treated gently whilst keeping losses down to the bare minimum.



CR roller conditioner

The Chevron profiled crop processor rollers interlock to provide thorough treatment across the full working width. The gap between the rollers, the pressure and the swath boards are steplessly adjustable.



250 mm (10") diameter rollers

The massive crop processor rollers are extremely powerful, giving consistent conditioning even in very heavy crops whilst keeping the power input low. The rubber coat offers lasting resistance to abrasion and wear.

Frictional connections

The conditioning rollers are driven by gearboxes. The box that drives the bottom roller is integrated in the gearbox that powers the cutterbar.

Double power:

You can opt for a separate gearbox that gives the top roller extra grunt in particularly difficult conditions. This gearbox is synchronized by the gearbox that powers the bottom roller.



Technical data

EasyCut front mowers

		EasyCut F 280 M	EasyCut F 320 M	EasyCut F 360 M	EasyCut F 280	EasyCut F 320	EasyCut F 360
Work width	Approx. m	2.73 (8'11.5")	3.16 (10'4.5")	3.60 (11'10")	2.71 (8'11")	3.14 (10'4")	3.57 (11'9")
Transport width	Approx. m	2.56 (8'5")	3.00 (9'10")	3.45 (11'4")	2.56 (8'5")	3.00 (9'10")	3.45 (11'4")
Pivoting headstock		Standard	Standard	Standard	Standard	Standard	Standard
No. of discs		4 / 2 opt.	5 / 2 opt.	6 / 4 opt.	4	5	6
No. of drums		2 / 4 opt.	2 / 4 opt.	2 / 4 opt.	2	2	2
No. of top hats		–	–	–	2	2 / 4 opt.	2 / 4 opt.
SafeCut		Standard	Standard	Standard	Standard	Standard	Standard
Windrow width from 2 top hats	Approx. m	–	–	–	1.10 (3'7")	1.40 (4'7")	1.80 (5'11")
Windrow width from 4 top hats	Approx. m	–	–	–	–	1.10 (3'7")	1.50 (4'11")
PTO speed	rpm	1,000	1,000	1,000	1,000	1,000	1,000
Dead weight	Approx. kg (lbs)	500 (1,102)	620 (1,367)	680 (1,499)	740 (1,631)	860 (1,896)	920 (2,028)
Power requirement	Approx. kW/hp	40/55	48/65	54/75	44/60	51/70	55/80
Work rate	Approx. ha/h	3.0-3.5	3.5-4.0	4.0-4.5	3.0-3.5	3.5-4.0	4.0-4.5
Hydr. side guards (1 da spool required)		–	Option	Option	Option	Option	Option

EasyCut front mower conditioners

		EasyCut F 320 CV	EasyCut F 320 CR	EasyCut F 360 CV	EasyCut F 360 CR
Work width	Approx. m	3.16 (10'4")	3.16 (10'4")	3.60 (11'10")	3.60 (11'10")
Transport width	Approx. m	3.00 (9'10")	3.00 (9'10")	3.45 (11'4")	3.45 (11'4")
Pushed cutterbar		Standard	Standard	Standard	Standard
Pulled cutterbar		Option	Option	Option	Option
No. of discs		5	5	6	6
No. of drums		2	2	2	2
SafeCut		Standard	Standard	Standard	Standard
Windrow width	Approx. m	1.30-2.70 (4'3" - 8'10")	1.30-2.70 (4'3" - 8'10")	1.60-3.00 (5'3" - 9'10")	1.60-3.00 (5'3" - 9'10")
CV conditioner		Standard	–	Standard	–
Mechanical conditioner gearbox	600/900 rpm	Standard	–	Standard	–
Roller conditioner		–	Standard	–	Standard
Upper roller drive		–	Option	–	Option
Wide spreading deflector plates		Option	Option	Option	–
PTO speed	rpm	1,000	1,000	1,000	1,000
Dead weight	Approx. kg (lbs)	1,080 (2,381)	1,100 (2,425)	1,240 (2,734)	1,260 (2,778)
Power requirement	Approx. kW/hp	59/80	59/80	66/90	66/90
Hydraulic pressure control		Option (1 da spool)	Option (1 da spool)	–	–
Hydraulic guard fold		Option (1 da spool)	Option (1 da spool)	Option (1 da spool)	Option (1 da spool)
Work rate	Approx. ha/h	3.5-4.0	3.5-4.0	4.0-4.5	4.0-4.5

Specifications, weights and dimensions given here do not necessarily comply with standard specifications and are therefore not binding.

Technical data

EasyCut rear mowers


		EasyCut R 280	EasyCut R 320	EasyCut R 360	EasyCut R 400
Work width	Approx. m	2.73 (8'11.5")	3.16 (10'4.5")	3.60 (11'10")	4.04 (13'3")
Transport height	Approx. m	3.50 (11'6")	3.90 (12'9.5")	4.00 (13'1.5")	1.50 (4'11")
Upright transport position		110°	110°	124°	-
No. of discs		4	5	4/6	5/7
No. of drums		2	2	4/2	4/2
SafeCut		Standard	Standard	Standard	Standard
Quick-change blades		Standard	Standard	Standard	Standard
Standard pto speed	rpm	540	540	540	540
Optional pto speed	rpm	1,000	1,000	1,000	1,000
Dead weight	Approx. kg (lbs)	780 (1,720)	840 (1,852)	1,040 (2,293)	1,050 (2,315)
Power requirement	Approx. kW/hp	40/55	50/68	55/75	66/90
Mechanical pressure control		Standard	Standard	Standard	Standard
Hydr. pressure control		Option (1 x da)	Option (1 x da)	Option (1 x da)	Option (1 x da)
No. of required spools		1 sa	1 sa	1x sa, 1 x da	1x sa, 1 x da
Link arm pins		Cat II	Cat II	Cat II	Cat II/III
Work rate	Approx. ha/h	3.0-3.5	3.5-4.0	4.0-4.5	4.5-5.0

EasyCut rear mower conditioners

		EasyCut R 280 CV	EasyCut R 280 CR	EasyCut R 320 CV	EasyCut R 320 CR
Work width	Approx. m	2.73 (8'11.5")	2.73 (8'11.5")	3.16 (10'4.5")	3.16 (10'4.5")
Transport height	Approx. m	3.10 (10'2")	3.10 (10'2")	3.50 (11'6")	3.50 (11'6")
Upright transport position		124°	124°	124°	124°
No. of discs		4	4	5	5
No. of drums		2	2	2	2
SafeCut		Standard	Standard	Standard	Standard
Quick-change blades		Standard	Standard	Standard	Standard
CV steel tine conditioner rotor		Standard	-	Standard	-
Mechanical conditioner gearbox	600/900 rpm	Standard	-	Standard	-
CR roller conditioner		-	Standard	-	Standard
Gearbox for top roller		-	Option	-	Option
Wide spreading deflector plates		Option	-	Option	-
Standard pto speed	rpm	540	540	540	540
Optional pto speed	rpm	1,000	1,000	1,000	1,000
Dead weight	Approx. kg (lbs)	1,120 (2,469)	1,140 (2,513)	1,260 (2,778)	1,280 (2,822)
Power requirement	Approx. kW/hp	51/70	51/70	59/80	59/80
Mechanical pressure control		Standard	Standard	Standard	Standard
Hydr. pressure control		Option (1 da spool)	Option (1 da spool)	Option (1 da spool)	Option (1 da spool)
No. of required spools		1 sa / 1 da	1 sa / 1 da	1 sa / 1 da	1 sa / 1 da
Link arm pins		Cat II	Cat II	Cat II	Cat IIS
Work rate	Approx. ha/h	3.0-3.5	3.0-3.5	3.5-4.0	3.5-4.0

Maschinenfabrik Bernard Krone

Perfect in every detail



Innovative, proficient and close to our customers – these are the keywords that mark the philosophy of our family-owned company. As a forage specialist, KRONE manufactures disc mowers, tedders, rakes, forage wagons and silage trailers, round and square balers as well as the high-capacity and self-propelled BiG M mower conditioners and our BiG X forage harvesters. Quality made in Spelle – since 1906.

Your KRONE dealer



Maschinenfabrik Bernard KRONE GmbH & Co. KG

Heinrich-Krone-Straße 10
D-48480 Spelle

Phone: +49 (0) 5977 935-0
Fax: +49 (0) 5977 935-339

info.ldm@krone.de | www.krone.de