



**STRONG PARTNERS.
TOUGH TRUCKS.™**



FOUR-WHEEL ELECTRIC COUNTERBALANCED LIFT TRUCKS

E4.0-5.5XN

4 000-5 500 KG



E4.0XN, E5.0XNS, E5.0XN, E5.5XN

DISTINGUISHING MARK	1.1	Manufacturer (abbreviation)	
	1.2	Manufacturer's type designation	
	1.3	Drive: electric (battery or mains), diesel, petrol, fuel gas	
	1.4	Operator type: hand, pedestrian, standing, seated, order-picker	
	1.5	Rated capacity / rated load	Q (kg)
	1.6	Load centre distance	c (mm)
	1.8	Load distance, centre of drive axle to fork	x (mm)
	1.9	Wheelbase	y (mm)

WEIGHTS	2.1	Service weight (max. battery)	kg
	2.2	Axle loading, laden front/rear (max. battery)	kg
	2.3	Axle loading, unladen front/rear (max. battery)	kg

TYRES/CHASSIS	3.1	Tyres: L = pneumatic, V = cushion, SE = Pneumatic Shape Solid	
	3.2	Tyre size, front	
	3.3	Tyre size, rear	
	3.5	Number of wheels, front / rear (X = driven)	
	3.6	Tread, front *	b ₁₀ (mm)
	3.7	Tread, rear	b ₁₁ (mm)

DIMENSIONS	4.1	Tilt of mast / fork carriage forward / backward	α / β (°)
	4.2	Height, mast lowered	h ₁ (mm)
	4.3	Free lift \uparrow	h ₂ (mm)
	4.4	Lift \uparrow	h ₃ (mm)
	4.5	Height, mast extended \blacksquare	h ₄ (mm)
	4.7	Height of overhead guard (cabin)	h ₅ (mm)
	4.8	Seat height/stand height \odot	h ₆ (mm)
	4.12	Coupling height	h ₁₀ (mm)
	4.19	Overall length	l ₁ (mm)
	4.20	Length to face of forks	l ₂ (mm)
	4.21	Overall width *	b ₁ /b ₂ (mm)
	4.22	Fork dimensions	s/e/l (mm)
	4.23	Fork carriage DIN 15173. Class, A/B	
	4.24	Fork carriage width \bullet	b ₂ (mm)
	4.31	Ground clearance, laden, below mast	m ₁ (mm)
	4.32	Ground clearance, centre of wheelbase	m ₂ (mm)
	4.34.1	Aisle width with pallets 1 000 x 1 200 wide	Ast (mm)
	4.34.2	Aisle width with pallets 800 x 1 200 long	Ast (mm)
	4.35	Turning radius	Wa (mm)
4.36	Internal turning radius	b ₁₃ (mm)	

PERFORMANCE DATA	5.1	Travel speed, laden / unladen ∇	km/h
	5.2	Lift speed, laden / unladen	m/sec
	5.3	Lowering speed, laden / unladen	m/sec
	5.5	Drawbar pull, laden / unladen **	N
	5.6	Maximum drawbar pull laden / unladen ***	N
	5.7	Gradeability laden / unladen ****	%
	5.8	Maximum gradeability laden / unladen ***	%
	5.9	Acceleration time, laden / unladen \odot	sec
	5.10	Service brake, Control / Operation	

ELECTRIC ENGINE	6.1	Drive motor rating S2 60 min	kW
	6.2	Lift motor rating at S3 15%	kW
	6.3	Battery according to DIN 43531/35/36 A, B, C, no	
	6.4	Battery voltage / nominal capacity K5	V/ah
	6.5	Battery weight (min / max)	kg
	6.6	Energy consumption according to VDI cycle \triangle	kWh/h

ADDITIONAL DATA	8.1	Drive control	
	10.1	Operating pressure for attachments	bar
	10.2	Oil volume for attachments >>	l/min
	10.7	Average noise level at operator's ear according to EN 12053 \oplus	dB(A)
	10.8	Towing coupling, type DIN	

* Standard / Wide tread ** 60 minute rating *** 5 minute rating **** 30 minute rating

Specification data is based on VDI 2198

Equipment and weight:

Weights (line 2.1) are based on the following specifications:
Complete truck with 4350mm BOF (E4.0XN)/4800 (E5.0-5.5XN) Vista 2-stage Limited free lift mast, 1067mm (E4.0XN)/ 1219mm (E5.0-5.5XN) standard carriage with load backrest and 1000 mm forks, eLo performance with DIN battery configuration, standard seat, overhead guard and cushion tyres.

HYSTER		HYSTER		HYSTER		HYSTER	
E4.0XN		E5.0XNS		E5.0XN		E5.5XN	
Battery		Battery		Battery		Battery	
Seated		Seated		Seated		Seated	
4000		5000		5000		5500	
500		500		500		600	
447		452		452		462	
1574		1574		1739		1739	

7217		8121		8112		8824	
9479	1738	11125	1996	11247	1865	12310	2014
3072	4145	3101	5020	3510	4133	3451	5373

V		V		V		V	
22 x 9 x 16		22 x 12 x 16		22 x 12 x 16		22 x 12 x 16	
18 x 6 x 12.1		18 x 7 x 12.1		18 x 7 x 12.1		18 x 7 x 12.1	
2X	2	2X	2	2X	2	2X	2
941	1041	1015	1115	1015	1115	1015	1115
1003		972		972		972	

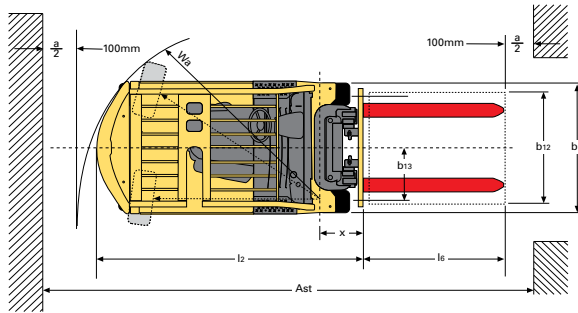
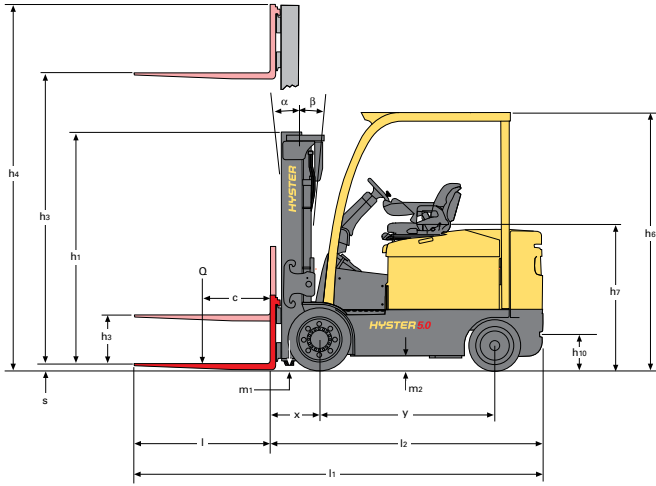
5/5			8/5			5/5			8/5			5/5			8/5				
2134			2138			2138			2138			2138			2138				
100			100			100			100			100			100				
3000			3340			3340			3340			3340			3340				
3783			4257			4257			4257			4257			4257				
2388			2388			2388			2388			2388			2388				
1324			1324			1324			1324			1324			1324				
324			324			324			324			324			324				
3451			3748			3821			3821			3924			3924				
2451			2548			2621			2621			2724			2724				
1200		1270		1320		1420		1320		1420		1320		1420		1320		1420	
50	120	1000	50	150	1200	50	150	1200	50	150	1200	60	150	1200	60	150	1200		
3A			4A			4A			4A			4A			4A				
1219			1219			1219			1219			1219			1219				
90			87			87			87			87			87				
130			130			130			130			130			130				
3812			3892			3993			3993			4082			4082				
4012			4092			4193			4193			4282			4282				
2165			2240			2341			2341			2420			2420				
670			670			741			741			741			741				

19.6	20.4	17.7	18.3	17.7	18.3	16.1	16.7
0.37	0.60	0.29	0.45	0.29	0.45	0.27	0.45
0.53	0.48	0.45	0.37	0.45	0.37	0.45	0.37
6790	6854	6711	6791	6671	6751	6556	6652
17532	18254	17387	18121	17282	18012	17036	17115
7.0	10.9	5.8	9.2	5.9	9.4	5.1	8.5
18.3	30.1	15.1	25.2	15.3	25.8	13.4	23.3
4.5	4.2	4.7	4.3	4.7	4.3	4.8	4.4
Hydraulic/Foot		Hydraulic/Foot		Hydraulic/Foot		Hydraulic/Foot	

21.0		21.0		21.0		21.0	
36.0		36.0		36.0		36.0	
No		No		No		No	
80	675	80	675	80	750	80	750
1542	2177	1542	2177	1814	2517	1814	2517
11.5		12.0		12.0		12.2	

AC Electronic		AC Electronic		AC Electronic		AC Electronic	
155		155		155		155	
60		60		60		60	
69		69		69		69	
Pin		Pin		Pin		Pin	

TRUCK DIMENSIONS



$Ast = Wa + x + l6 + a$ (see line 4.34.1 & 4.34.2)

a = Minimum operating clearance
(VDI standard = 200 mm BITA recommendation = 300 mm)

$l6$ = Load length

*Standard tread shown-see line 3.6 for optional tread

NOTE:

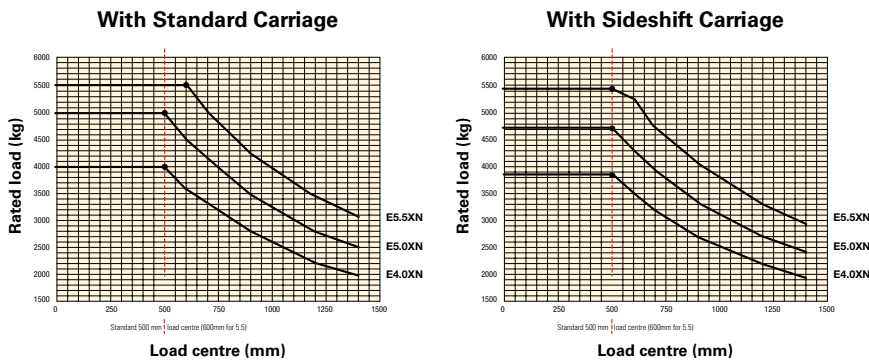
Specifications are affected by the condition of the vehicle and how it is equipped, as well as the nature and condition of the operating area. If these specifications are critical, the proposed application should be discussed with your Hyster dealer.

- ¶ Bottom of forks
- Without load backrest
- ✦ $h6$ subject to +/- 5 mm tolerance.
- Full Suspension specified. Unladen vehicle, with seat-index point SIP according to ISO 6055
- ◆ Stacking aisle width (lines 4.34.1 & 4.34.2) is based on the VDI standard calculation as shown on illustration. The British Industrial Truck Association recommends the addition of 100 mm to the total clearance (dimension a) for extra operating margin at the rear of the truck.
- † Gradeability figures (lines 5.7 & 5.8) are provided for comparison of tractive performance, but are not intended to endorse the operation of the vehicle on the stated inclines. Follow instructions in the operating manual regarding operation on inclines.
- Add 30mm with load backrest
- ▽ HiP performance
- △ eLo performance setting
- >> Maximum flow set through dash display.
- ⊗ LPAZ, measured according to the test cycles and based on the weighting values contained in EN12053

Tables Key:

- ★ Add 501mm with load backrest extension.
- ▼ Add 452mm with load backrest extension.
- Deduct 452mm with load backrest extension
- ▶ Add 374mm with load backrest extension
- * Add 325mm with load backrest extension
- * Deduct 325mm with load backrest extension
- ✕ Add 320mm with load backrest extension
- ▲ Deduct 320mm with load backrest extension
- ❖ Max fork height = $h3+s$
- Freelif (top of forks) = $h2+s$

RATED CAPACITIES



Load centre: Distance from front forks to centre of gravity of load.
Rated load: Based on vertical masts up to 4 600 mm to top of forks.

Notice

Care must be exercised when handling elevated loads. When the carriage and/or load is elevated, truck stability is reduced. It is important that mast tilt in either direction be kept to a minimum when loads are elevated

Operators must be trained and adhere to the instructions contained in the Operating Manual.

Hyster products are subject to change without notice. Lift trucks illustrated may feature optional equipment.

CE Safety:

This truck conforms to the current EU requirements.

MAST AND CAPACITY INFORMATION

Values shown are for standard equipment. When using non-standard equipment these values may change. Please contact your Hyster dealer for information

VISTA MASTS E4.0XN

	Maximum Fork Height (mm) ❖	Back Tilt	Overall Lowered Height (mm)	Overall Extended Height (mm)	Free lift (top of forks) (mm) □
Vista 2-Stage limited free lift	3050	5	2134	3783 ★	150
	3650	5	2434	4383 ★	150
	4350	5	2784	5083 ★	150
Vista 2-Stage full free lift	3075	5	2134	3857 ▼	1352 ○
	3675	5	2434	4457 ▼	1652 ○
Vista 3-Stage full free lift	4415	5	2134	5197 ▼	1352 ○
	4950	5	2334	5732 ▼	1552 ○
	5550	5	2534	6332 ▼	1752 ○

E4.0XN = 50x120x1000 mm forks

VISTA MASTS E5.0XNS and E5.0XN

	Maximum Fork Height (mm) ❖	Back Tilt	Overall Lowered Height (mm)	Overall Extended Height (mm)	Free lift (top of forks) (mm) □
Vista 2-Stage limited free lift	3390	5	2438	4257 ▶	150
	3990	5	2738	4857 ▶	150
	4790	5	3238	5657 ▶	150
Vista 2-Stage full free lift	2815	5	2138	3731 *	1222 *
	3415	5	2438	4331 *	1522 *
Vista 3-Stage full free lift	4137	5	2138	5058 ✕	1217 ▲
	4690	5	2338	5611 ✕	1417 ▲
	4990	5	2438	5911 ✕	1517 ▲
	5290	5	2538	6211 ✕	1617 ▲
	5740	5	2738	6661 ✕	1817 ▲

E5.0XNS and E5.0XN = 50x150x1000 mm forks

VISTA MASTS E5.5XN

	Maximum Fork Height (mm) ❖	Back Tilt	Overall Lowered Height (mm)	Overall Extended Height (mm)	Free lift (top of forks) (mm) □
Vista 2-Stage limited free lift	3400	5	2438	4257 ▶	160
	4000	5	2738	4857 ▶	160
	4800	5	3238	5657 ▶	160
Vista 2-Stage full free lift	2825	5	2138	3731 *	1232 *
	3425	5	2438	4331 *	1532 *
Vista 3-Stage full free lift	4147	5	2138	5058 ✕	1227 ▲
	4700	5	2338	5611 ✕	1427 ▲
	5000	5	2438	5911 ✕	1527 ▲
	5300	5	2538	6211 ✕	1627 ▲
	5750	5	2738	6661 ✕	1827 ▲

E5.5XN = 60x150x1200 mm forks

E4.0XN - capacity chart in kg @ 500, 600, and 700 mm load centres

	Cushion Tyres						
	Maximum fork height (mm) ❖	Without sideshift			With integral sideshift		
		500mm LC	600mm LC	700mm LC	500mm LC	600mm LC	700mm LC
Vista 2-Stage limited free lift	3050	4000	3600	3360	3870	3520	3220
	3650	4000	3600	3340	3860	3500	3210
	4350	4000	3600	3330	3860	3500	3210
Vista 2-Stage full free lift	3075	4000	3600	3380	3910	3560	3270
	3675	4000	3600	3360	3900	3550	3260
Vista 3-Stage full free lift	4415	4000	3600	3360	3850	3510	3230
	4950	3910	3520	3270	3750	3420	3140
	5550	3790	3410	3170	3630	3310	3040

E4.0XN = 50x120x1000 mm forks. Wide Tread required on 3-stage masts.

E5.0XNS - capacity chart in kg @ 500, 600, and 700 mm load centres

	Cushion Tyres						
	Maximum fork height (mm) ❖	Without sideshift			With integral sideshift		
		500mm LC	600mm LC	700mm LC	500mm LC	600mm LC	700mm LC
Vista 2-Stage limited free lift	3390	5000	4500	4180	4760	4330	3970
	3990	5000	4500	4170	4650	4320	3960
	4790	5000	4500	4140	4700	4280	3920
Vista 2-Stage full free lift	2815	5000	4500	4210	4840	4410	4050
	3415	5000	4500	4200	4820	4400	4040
Vista 3-Stage full free lift	4137	5000	4500	4180	4730	4310	3970
	4690	5000	4500	4170	4710	4300	3950
	4990	4940	4440	4110	4650	4240	3900
	5290	4880	4390	4060	4590	4180	3850
	5740	4730	4300	3960	4480	4090	3760

E5.0XNS = 50x150x1200 mm forks. Wide Tread required on 3-stage masts.

E5.0XN - capacity chart in kg @ 500, 600, and 700 mm load centres

	Cushion Tyres						
	Maximum fork height (mm) ❖	Without sideshift			With integral sideshift		
		500mm LC	600mm LC	700mm LC	500mm LC	600mm LC	700mm LC
Vista 2-Stage limited free lift	3390	5000	4500	4180	4760	4330	3970
	3990	5000	4500	4170	4650	4320	3960
	4790	5000	4500	4140	4700	4280	3920
Vista 2-Stage full free lift	2815	5000	4500	4210	4840	4410	4050
	3415	5000	4500	4200	4820	4400	4040
Vista 3-Stage full free lift	4137	5000	4500	4180	4730	4310	3970
	4690	5000	4500	4170	4710	4300	3950
	4990	4930	4440	4110	4650	4240	3900
	5290	4820	4390	4060	4580	4180	3850
	5740	4670	4300	3960	4450	4080	3750

E5.0XN = 50x150x1200 mm forks. Wide Tread required on 3-stage masts.

E5.0XN - capacity chart in kg @ 500, 600, and 700 mm load centres

	Cushion Tyres						
	Maximum fork height (mm) ❖	Without sideshift			With integral sideshift		
		500mm LC	600mm LC	700mm LC	500mm LC	600mm LC	700mm LC
Vista 2-Stage limited free lift	3400	5500	5500	5070	5500	5250	4820
	4000	5500	5500	5060	5500	5230	4800
	4800	5500	5500	5040	5500	5210	4780
Vista 2-Stage full free lift	2825	5500	5500	5100	5500	5340	4910
	3425	5500	5500	5080	5500	5320	4890
Vista 3-Stage full free lift	4147	5500	5500	5070	5500	5230	4820
	4700	5500	5500	5050	5500	5220	4800
	5000	5440	5440	5000	5440	5160	4740
	5300	5380	5380	4930	5380	5090	4690
	5750	5280	5260	4830	5280	4980	4590

E5.0XN = 50x150x1200 mm forks. Wide Tread required on 3-stage masts.

PRODUCT FEATURES

DEPENDABILITY

- New robust mast design provides excellent visibility, reliable high performance lifting and durability.
- Strong chassis construction and reliable, long-lasting components deliver excellent durability and stability, increasing driver confidence and enhancing productivity.
- AC motor technology on traction and hoist, with built in advanced thermal management system, allows the truck to work reliably over long runs and in demanding work cycles, reducing downtime significantly.
- The electrical system features a CANbus communications network and Hall Effect sensors for increased reliability.
- Double sealed IP 66 protection of controls prevents ingress of debris and moisture, reducing the probability of truck downtime.

PRODUCTIVITY

- AC traction motor delivers smooth acceleration, fast travel speeds and rapid direction changes with excellent torque performance. This is combined with power assist braking to deliver efficient load handling in the toughest of applications.
- Compact dimensions and extraordinary manoeuvrability offer tight aisle widths for increased productivity in demanding warehouse operations.
- Powerful 80 V battery, offering extended battery shift life and optional side battery removal, delivers superb traction and hoist performance, for fast, efficient, uninterrupted load handling and simple fast recharging keeps trucks on the move.
- Low effort, ergonomically placed seat side hydraulic levers provide operator comfort and promote productivity. Optional TouchPoint mini-lever hydraulic controls are fitted on the armrest. Hydraulic functions are disabled when the operator presence system detects that no operator is present.

- Selectable performance settings (HiP – High Performance & eLo – Energy Efficient) enable the truck to be configured to the varying needs of the application, delivering the right balance of performance and energy efficiency.

ERGONOMICS

- The ergonomically designed operator compartment with increased useable floor space and curved front OHG legs, provides a comfortable and highly productive environment for the operator, offering generous foot space, excellent shoulder clearance, 3 point entry/exit and low step height.
- Low noise and whole body vibration combined with a full suspension seat angled 3° to the right for a more natural operating position - with 80 mm suspension travel and a range of adjustments - ensures the operator remains comfortable over long shifts.
- The tilt steering column, infinitely adjustable throughout a 26° range - with telescopic and memory tilt options, is offset from centre to provide more natural operating, ensuring maximum comfort and increased productivity.
- The mini-lever module armrest with built in hydraulic controls, integrated directional control, emergency off switch and horn, offers the ultimate in comfort and control. Alternatively, seat-side manual levers also deliver easy load handling.
- A 'heads-up' display keeps the driver's field of vision clear but provides him with 'at a glance' information on truck operating conditions or performance settings.
- The emergency power disconnect is integrated into the hydraulic lever module or armrest (if equipped with mini-levers), providing the operator with a quick disconnect in a close by, easy to use position.
- An automatic park brake contributes to ease of operation and excellent driver comfort.

LOW COST OF OWNERSHIP

- Oil immersed brakes and automatic park brakes as standard, save money by lowering maintenance requirements.
- Extended shift life reduces the need for battery recharging, saving time and money and increasing uptime.
- The Vehicle System Manager (VSM) allows adjustment of truck performance parameters and monitors key functions, leading to application matched performance and minimum downtime.
- Fast delivery of diagnostic information enables precise troubleshooting and easy maintenance planning and leads to lower operating costs.

SERVICEABILITY

- Standard 1000 hour service interval.
- Service access is fast and unrestricted, with an easily removable two-piece floor plate providing access to steering accumulator, brake master cylinder, park brake cylinder, park brake override, hydraulic filter, hydraulic dipstick, hydraulic breather, hydraulic valve, VSM, tilt cylinders and automatic park brake release.
- Oil-immersed brakes service interval = 4000 hrs.
- Drive axle/transmission oil change interval = 4000 hrs.
- AC traction and hydraulics motors are maintenance free.
- Battery is easily accessible thanks to the well-designed hood, which opens to a wide angle with minimum effort.
- Access to diagnostic information via the display or diagnostic port on the steering column allows service technicians to monitor truck operations and plan maintenance requirements.

OPTIONS

- Mini-levers with travel and hydraulic functions integrated into the armrest
- Hydraulic Clamping Interlock function
- Return to Set Tilt
- Manual Levers with clamping attachment interlock button on lever
- Steering column with telescopic adjustment and memory tilt.
- Integral sideshift
- Load weight indicator
- Impact Monitor
- Hydraulic System Monitor
- Mirrors
- Back up alarm
- Side battery removal
- Swivel seat
- Monotrol pedal
- Full LED light package
- Keyless start & operator password
- Programmable maintenance reminder
- Daily operator checklist
- System monitoring


STRONG PARTNERS. TOUGH TRUCKS.™

FOR DEMANDING OPERATIONS, EVERYWHERE.

Hyster supplies a complete range of warehouse equipment, IC and electric counterbalanced trucks, container handlers and reach stackers. Hyster is committed to being much more than a lift truck supplier.

Our aim is to offer a complete partnership capable of responding to the full spectrum of material handling issues: Whether you need professional consultancy on your fleet management, fully qualified service support, or reliable parts supply, you can depend on Hyster.

Our network of highly trained dealers provides expert, responsive local support. They can offer cost-effective finance packages and introduce effectively managed maintenance programmes to ensure that you get the best possible value. Our business is dealing with your material handling needs so you can focus on the success of your business today and in the future.



HYSTER EUROPE

Flagship House, Reading Road North, Fleet, Hants GU51 4WD, England.

Tel: +44 (0) 1252 810261



www.hyster.eu



infoeurope@hyster.com



[/HysterEurope](https://www.facebook.com/HysterEurope)





[@HysterEurope](https://twitter.com/HysterEurope)



[/HysterEurope](https://www.youtube.com/HysterEurope)



HYSTER  and FORTENS are registered trademarks in the European Union and certain other jurisdictions. MONOTROL is a registered trademark, and DURAMATCH and  are trademarks in the United States and in certain other jurisdictions. Hyster products are subject to change without notice. Lift trucks illustrated may feature optional equipment. A division of NACCO Materials Handling Limited.