

Demolition Attachment

Enjoy the true merits A leading manufacturer of hydraulic construction equipments. Save time and money with SOOSAN at your civil work.



Best Choice for Demolition Works

Multi-Function Processor and Crusher

SOOSAN multi-function processor and crusher will offer full production capacity without the need for a dedicated tool for every demolition job by using various interchangeable jaw sets.



Multi-function with various jaw sets (option)

Designed for primary & secondary demolition and shearing works all with one attachment.

- 2 types of jaws for processor
- 2 types of jaws for crusher

Durability and robust structure

The jaws made from Hardox 400 providing the maximum strength and abrasion resistance.

Speed-up valve

maximize the jaw speed and productivity

Replaceable teeth

Easy to replace teeth, Bolt-on type

Flow control valve (swing motor)


To prevent motor damage and keep optimum swing speed

Hydraulic rotation

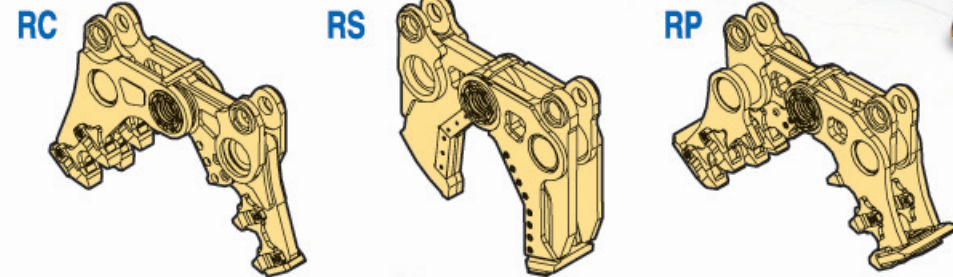
Standard equipped with continuous 360 degrees hydraulic rotation

Cylinder protection cover

Cylinder rod and hydraulic components are completely protected



• 3 types of jaws for processor

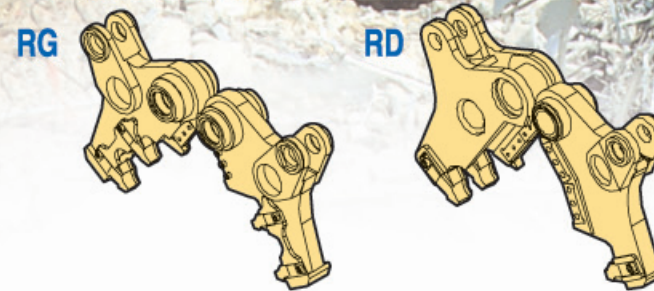


Processor

Specifications	Unit	SUP25			SUP30			SUP40		
		RC	RS	RP	RC	RS	RP	RC	RS	RP
Weight, excl. top cap	kg	1823	1870	1920	2540	2640	2810	4000	4050	4250
Height, at open	mm	1961	1958	1948	2350	2457	2358	2700	2775	2700
Max. Jaw Open	mm	804	415	750	1046	556	1045	1250	695	1170
Blade Length	mm	180	160	180	200	180	200	260	320	200
Crushing Force, outer tip	ton	82	85	68	81	106	85	130	148	130
Cutting Force, 1st blade center	ton	202	224	202	250	305	250	368	233	368
Crushing (cylinders)	Max. Pressure	bar	320	320	320	320	320	350	350	350
	Oil Flow	lpm	150-250	150-250	150-250	150-250	150-250	240-350	240-350	240-350
Rotation	degree	Hyd. 360 degrees continuous			Hyd. 360 degrees continuous			Hyd. 360 degrees continuous		
Applicable Carrier	ton	17 ~ 25			25 ~ 36			35 ~ 50		

* All specifications are subject to change without prior notice

• 2 types of jaws for crusher



Crusher

Specification	Unit	SMC250		SMC300	
		RG	RD	RG	RD
Weight, excl. top cap	kg	1750	1800	2450	2500
Height, at open	mm	1956	1907	2190	2276
Max. Jaw Open	mm	900	800	950	900
Blade Length	mm	180	180	180	180
Crushing Force, outer tip	ton	70	70	80	80
Cutting Force, 1st blade center	ton	225	200	275	235
Crushing (cylinders)	Max. Pressure	bar	320	320	320
	Oil Flow	lpm	100-150	100-150	150-200
Rotation	degree	Hyd. 360 degrees continuous		Hyd. 360 degrees continuous	
Applicable Carrier	ton	17-25		25-32	

* All specifications are subject to change without prior notice

Demolition Grab

Suitable for multi purpose work such as demolition, sorting, loading & unloading, screening, excavation, etc.



Demolition Grab

Specification	Unit	SRG100	SRG200	SRG250	SRG400
Weight, excl. top cap	kg	750	1158	1220	1800
Height, at open	mm	1117	1284	1290	1531
Width	mm	900	1030	1080	1350
Max. Jaw Open	mm	1750	2040	2140	2366
Shell Volume	mm	380	500	650	950
Crushing Force, at tip	ton	3.5	5	6	7
Crushing (cylinders)	Max. Pressure	bar	300	320	320
	Oil Flow	lpm	40-80	60-100	60-100
Rotation	degree	Hyd. 360 degrees continuous			
Applicable Carrier	ton	8-15	10-18	13-19	24-35

* All specifications are subject to change without prior notice

Mini Crusher



Mini Crusher

Specification	Unit	SMC03		SMC05
		MC	MS	MC
Weight, incl. top cap	kg	322	318	530
Height, at open	mm	1024	1024	1357
Max. Jaw Open	mm	433	433	596
Blade Length	mm	90	120	120
Crushing Force, outer tip	ton	34	34	32
Cutting Force, blade center	ton	76	76	105
Crushing (cylinders)	Max. Pressure	bar	250	250
	Oil Flow	lpm	20-90	20-90
Rotation	degree	360 degrees continuous		
Applicable Carrier	ton	3-5	3-5	5-8

* All specifications are subject to change without prior notice

Crusher



Processor



Demolition Crab



Mini Crusher



In-house Production and Heat Treatment

Allows continuous technical developments,
makes harmonized-quality control.



SOOSAN Demolition Attachment Series



- **Head Office / Factory** 109-2, Songsan-Ri, Yanggam-Myeon, Hwasung-Si, Gyeonggi-Do, Korea
Tel:82-31-350-5220 Fax:82-31-350-5295
- **China Factory** No. 23 Rixin-road, Jimei, Xiamen, Fujian, China
Tel:86-592-621-1230 Fax:86-592-621-3231
- **Europe Office** Ohmweg 18, 3208 ke, Spijkenisse, Netherlands
Tel:31-181-697640 Fax:31-181-641038 E-mail: info@soosan.nl
- **Dubai Office** P.O. BOX: 333628, Al Dhafrah 4, #205, The Greens, Dubai, UAE
Tel:971-4-367-4837 FAX:971-4-367-4879
- **Mexico Office** Tokio No.100, Int. 101 Col. Juárez, Deleg. Cuauhtémoc C.P. 06600 México, D.F.
Tel:52-55-5211-7411 Fax:52-55-5211-8244
- **Spain Office** Can Rabella 5, Nave 1, Poligono Riera Moli, 08750 Molins De Rei (Barcelona), Espana
Tel:34-936-805-668 Fax:34-936-805-669

