

CX

CX B SERIES CRAWLER EXCAVATORS
CX160B | CX210B | CX240B | CX290B

CASE
CONSTRUCTION



CX B Series

CUSTOMER SUPPORT



The Case dealer: Your professional partner

Start with world-class Case machinery and attachments

Your Case dealer will help you work smarter and faster by selecting equipment that delivers performance and operator comfort. Your dealer has the knowledge and experience necessary to help you choose the right attachments so you can...

- work faster and extend equipment life.
- Increase machine utilization.
- Increase your capabilities.

Let your Case dealer service your machine on the jobsite


You'll be back on the job faster when your Case dealer services your equipment on the jobsite. Advantages include...

- Responsive job site service to keep your equipment running.
- Increase machine uptime.
- Certified service staff and improved parts availability.

Manage your equipment better

The Case Care PlusPacSM is a prepaid maintenance plan designed especially for your machine. Factory-trained

Case technicians perform routine inspections and regular service to prevent problems. Other plans, such as the Machine Protection PlusPacSM, can be purchased to extend protection beyond the base warranty. Add the GlobalTRACS[®] Fleet Management Communications System to complete your program. GlobalTRACS gives you the information to manage your fleet better while protecting it against theft. Ask your local Case dealer about adding value to your machine and peace of mind to your work day with these helpful programs.





OPERATOR ENVIRONMENT

The quietest cab in the industry

A quiet cab means a more comfortable, relaxed operator—and that means greater productivity. For quiet operation, it doesn't get any better than this. Featuring a pressurized, isolation-mounted cab and a quieter engine, the cab on the CX B Series has a rated noise level of 68.6 dBa—a reduction of 4.7 dBa from previous models. The cab also features rein-



The one-piece right-hand window provides a clear view to the inside of the right track, making it easier to position for work alongside a trench or boarding a trailer.

forced tubular structures designed to eliminate vibration and provide improved durability.

Take command in total comfort

The cabs on the CX B Series Excavators have been completely modified to further improve operator comfort and ergonomics. The cab interior maximizes operator comfort with such features as climate control, expanded storage compartments, a covered skylight, and AM/FM radio. Taking command of the job at hand is easy in one of the most spacious cabs in the industry. Slip into the fully adjustable seat and operate in total comfort, with ample room overhead, to your sides, and for your knees and legs. The seat adjusts independently of the joystick controls. Both left- and right-hand consoles have been changed to provide more convenient reach to key functions. The left-hand console features a memorized operator adjustment that automatically returns to the last setting.

A mute button for the radio—located on the left-hand joystick—combined with one-touch idle in the right-hand

joystick, silences the sound for more effective communication.

The engine controller has been relocated from the engine compartment to inside the cab to minimize controller vibration and reduce exposure to dust or damage.

For simplified machine operation, the new right-hand console features three work modes: Automatic, Heavy and Speed Priority. Throttle volume is infinitely adjustable.

Improved visibility

Featuring narrow posts on the cab, the CX B Series provides excellent visibility to attachments overhead or in the trench. The one-piece right-hand window increases visibility by 60 percent over previous models. A roof hatch—with an optional see-through skylight—and unobstructed views in all directions help keep you in full command of the work area.

For faster, easier cab cleaning, the height on the floor mat has been increased to be level with the door for more convenient in/out and easier cleaning.

CX B Series

MEET THE NEW CASE CX B SERIES EXCAVATORS

Raising the bar even higher

While most “new” construction equipment features at least a few updates, the new Case CX B Series Excavators raise the bar for the entire industry in terms of productivity, fuel efficiency, performance, operator comfort, durability, and serviceability. Made up of four main models—the CX160B, CX210B, CX240B and CX290B—the CX B Series also includes long-reach configurations of the CX210B LR and CX240B LR and a narrow undercarriage version of the CX210B N.

Improved productivity and performance

Featuring unprecedented fuel efficiency, improved operator comfort, enhancements to durability and reliability, easier maintenance, and increased productivity, these seven new machines are ready to meet your performance and operational demands, while providing reduced operating costs.

Greater fuel efficiency

The new CX B Series Excavators deliver significant increases in fuel efficiency over their predecessors—and the competition. The common rail fuel injection system, combined with the redesigned hydraulic system on the CX B Series, deliver 20 percent better fuel efficiency to significantly reduce operating costs—that’s huge for the owner of a Case B Series Excavator!

Increased horsepower

The electronically controlled, common rail Tier III-certified Isuzu engines reduce vibration and noise and deliver an increase in horsepower of up to 17 percent over previous models. Fully serviceable by Case dealers, the new engines also burn cleaner and more efficiently.

At the same time these new excavators are delivering increased fuel efficiency and horsepower, they are also providing a substantial increase in productivity. During testing conducted by Case, the new CX B Series Excavators easily moved 25 percent more cubic yards of material per gallon of fuel. The difference in material moved is a result of faster cycle times, which are generated by increased hydraulic flow and highly responsive lever control.

Given the increased power and performance of these new machines, it’s remarkable how quiet they run at full throttle. You’ll definitely appreciate the difference in noise levels inside and outside the cab of the Case CX B Series Excavators—and with more hours in the seat, you’ll be more productive on the job.

Faster cycle times

Case CX Excavators have always used regenerative hydraulics on the boom and arm, but now Case has added it to the bucket curl, which speeds the cycle time required to fill the bucket. An increase in hydraulic horsepower of 4 to 10 percent across the line translates into faster cycles. Hydraulic oil that would normally flow directly to the tank is applied instead to the rod end of the cylinder, increasing flow and reducing overall cycle time.

With increased breakout forces—25,179 lb. (112.0 kN) on the CX160B to 39,252 lb. (174.6 kN) on the CX290B—the CX B Series Excavators produce impressive operational performance to penetrate piles faster and handle the most demanding jobs.



When it comes to moving material, the higher torque swings on all of the B Series Excavators drive you to the spoil pile and back to the dig position faster. Higher capacity drive motors enhance tractive effort for easy positioning of the excavator on a job site or re-positioning during a trenching application.

Improved boom and arm durability

Featuring a robust redesigned boom and arm structure and reinforced weldments, the CX B Excavators are built to endure heavy-duty use, constant cycling, and long hours of operation in the most demanding applications.

Auto Power Boost

Available on all CX B Series Excavators, Auto Power Boost increases standard bucket digging forces by 10 percent to get you through the toughest spots with the greatest ease.



Three work modes

You can adapt your CX B Series Excavator to various jobsite conditions by adjusting the pump and engine RPMs to select from three work modes: Auto, Heavy, and Speed Priority.



CX B Series

CX160B

Versatile workhorse

The CX160B comes with a 16 ft. 11 in. (5.15 m) boom and a 10 ft. (3.04 m) arm for digging up to 21 ft. 4 in. (6.49 m) with 25,179 lb. (72.0 kN) of bucket digging force.

With an operating weight of 37,700 lb. (17 100 kg), this workhorse stands its ground in residential and commercial construction applications, as well as medium-sized utility projects. Equipped with a control pattern change kit, this machine is exceptional in meeting your rental customers' needs.

For added versatility, the CX160B offers a hydraulic attachment coupler, a wide array of buckets, teeth and adapters, a thumb kit, and other attachments. Your Case dealer can help you equip the CX160B for a maximum return on your investment.





CX210B

Powerful digging performance

Rated at 157 horsepower (117 kW), the versatile CX210B can handle a wide range of applications, from residential construction jobs to heavy-duty utility projects.

Long Reach and Narrow Configurations

For specialty work, the CX210B is available in a Long Reach configuration. Boom and arm lengths for the CX210B and CX210B LR extend to 18 ft. 8 in. (5.7 m) and 28 ft. 7 in. (8.70 m), respectively.

The CX210B is also available in a narrow undercarriage configuration, powered by an Isuzu engine generating 157 horsepower (117 kW). With a track width of 8 ft. 6 in. (2.59 m), the CX210B N

offers easy transportability of a 21 metric ton machine through highly congested areas.

A standard bucket digging force of 31,923 lb. (142 kN) on the CX210B keeps your work moving smoothly.



CX210B Narrow with a track width of 8 ft. 6 in. (2.59 m) offers easy transporting with the performance of a 21 metric ton excavator.

CX B Series

CX240B

Strength and precision on demand

With unmatched power and precise performance, the CX240B is rated at 177 horsepower (132 kW), with a standard bucket digging force of 36,419 lb. (162.0 kN). This machine comes equipped to handle any number of construction, demolition, or road and bridge projects. Using the CX B Series' advanced hydraulics design, you can work faster and more efficiently with responsive low-effort controls.



Long Reach Configuration

For specialty work such as ditch cleaning, dredging, and embankment grading projects, the CX240B is

available in a Long Reach configuration. Boom and arm lengths for the CX240B and CX240B LR extend to 19 ft. 2 in. (5.8 m) and 33 ft. 10 in. (10.30 m), respectively.



CX290B

Productive power for even the biggest jobs

Rated at 207 horsepower (154 kW), with a standard bucket digging force of 39,252 lb. (174.6 kN), the CX290B is ready to handle your heavy-duty trenching, demolition, and material-handling jobs.

Versatile productivity is the name of the game for the CX290B. With a maximum dig depth of 24 ft. 11 in. (7.58 m), an operating weight of 65,697 lb. (29 800 kg), the CX290B is ready for the toughest assignments.

Handling attachments has never been easier with factory-installed hydraulic kits. The Case CX B Series Excavators are capable of storing up to 10 different hydraulic patterns for consistent management of attachments.



CX B Series

MAINTAINABILITY/PERFORMANCE

Ease of maintenance = maximum uptime

At Case, we know that the easier it is to perform maintenance, the more likely it will get done. Featuring improvements that simplify maintenance, extend equipment life, increase machine utilization, and maximize your profitability, the CX B Series Excavators lead the industry with a 39 percent improvement in maintainability and serviceability, as measured by the SAE specification for maintenance and serviceability.

Extended grease intervals

Impregnated bushings in all boom, arm, and bucket-pin locations extend the grease intervals—1,000 hours on the boom and arm and 250 hours on the bucket—which improve productivity and durability.

Ground line maintenance access

Serviceability is easier than ever with innovations like the green plug for an easier, cleaner, and environmentally friendly engine oil change. The green plug is an oil pan plug with a built in check valve that allows the used engine oil to run through a tube and be easily reclaimed by the service technician.




And in true Case style, flip-open service panels continue to provide easy, ground line access to virtually all key components.

The location of vertically mounted fuel and oil filters located in the pump house allows for easy changes without going underneath the machine. Primary and secondary fuel filters remove contamination and can easily be replaced at ground level. The new



CX B Series Excavators provide simplified maintenance with convenient access to service points. Extended service intervals provide maximum uptime for your machine. Ground-level fluid checks make daily maintenance quick and easy.



The new cooling package features side-by-side radiator and oil cooler and an air conditioning condenser that swings down for improved cleaning of coolers.

cooling package features side-by-side radiator and oil cooler and an air conditioning condenser that swings down for improved cleaning of coolers. Case has also improved accessibility on the new excavators with a cab recirculation filter that is easily checked from behind the cab.

Continuous filtration of hydraulic oil

The new hydraulic oil filter on these B Series Excavators provides full, 100 percent continuous flow filtration of all hydraulic oil on the return line, extending component life and oil change intervals to 5,000 hours, while reducing owning and operating costs.



Dual fuel filters trap contaminants maintaining integrity and consistent machine performance.


ATTACHMENTS

CX B Series Excavators store up to 10 auxiliary hydraulic flow patterns to let you quickly adapt between attachment changes.


Backed by the full line of buckets, teeth, adapters, and accessories Case offers, you'll be able to dig with confidence in all kinds of applications and soil conditions. Buckets are designed and built for maximum breakout capacity, fill factors, and clean dumping, and are available in a variety of widths and capacities. You can choose from general purpose, heavy-duty, severe-duty, and ditching buckets.



General Purpose (STDP)



Heavy-Duty (HDP)



Severe-Duty (SDP)



Ditching (DTCH)



Hydraulic Coupler



For quick, convenient changes of buckets and other attachments, outfit your CX B Series Excavator with a hydraulic coupler to get the job done fast.

Thumb



When equipped with auxiliary hydraulics, a CX B Series Excavator can take on a multitude of available attachments, including a versatile thumb for grasping loose loads like timber and scrap.

Compacting Wheel



Finish off your utility/pipe-laying jobs with a compaction wheel. When combined with a quick coupler, you can quickly switch from digging to compacting, getting greater value from your CX B Series Excavator.

EQUIPMENT NAME
QUICK SPECS

CX160B

Engine	120 net hp (89 kW)
Dig depth	21 ft 4 in (6.59 m)
Operating weight	37,000 lb (17 100 kg)

CX210B

Engine	157 net hp (117 kW)
Dig depth	21 ft 10 in (6.65 m)
Operating weight	47,400 lb (21 500 kg)

CX210B N

Engine	157 net hp (117 kW)
Dig depth	21 ft 9 in (6.62 m)
Operating weight	47,200 lb (21 140 kg)

CX210B LR

Engine	157 net hp (117 kW)
Dig depth	39 ft 5 in (12.0 m)
Operating weight	50,660 lb (22 979 kg)

CX240B

Engine	177 net hp (132 kW)
Dig depth	24 ft 4 in (7.42 m)
Operating weight	55,120 lb (25 000 kg)

CX240B LR

Engine	177 net hp (132 kW)
Dig depth	47 ft 9 in (14.65 m)
Operating weight	61,730 lb (28 000 kg)

CX290B

Engine	207 net hp (154 kW)
Dig depth	24 ft 11 in (7.58 m)
Operating weight	65,697 lb (29 800 kg)

NOTE: All engines meet current EPA emission regulations.

NOTE: All specifications are stated in accordance with SAE Standards or Recommended Practices, where applicable.

IMPORTANT: CNH America LLC reserves the right to change these specifications without notice and without incurring any obligation relating to such change. Availability of some models and equipment builds vary according to the country in which the equipment is used. The illustrations and text may include optional equipment and accessories and may not include all standard equipment. Your Case dealer/distributor will be able to give you details of the products and their specifications available in your area.



Always read the Operator's Manual before operating any equipment. Inspect equipment before using it, and be sure it is operating properly. Follow the product safety signs and use any safety features provided.

© 2007 CNH America LLC. Case is a registered trademark of CNH America LLC. Any trademarks referred to herein, in association with goods and/or services of companies other than CNH America LLC, are the property of those respective companies. All rights reserved. Printed in U.S.A.

Contains 10% Post-Consumer Fiber

