

**Kawasaki**  
Let the good times roll®

2021

# BRUTE FORCE | KFX®



**UTILITY &  
SPORT ATVs**



# BRUTE FORCE® 750 4x4i

## STEP UP TO THE CHALLENGE

The outdoors are calling. Answer with brute force. Built with the power to outmuscle the outdoors, the Brute Force® 750 4x4i ATV offers high-level performance for your outdoor adventures.



Brute Force® 750 4x4i EPS in Super Black

### READY FOR RUGGED TRAILS

Ride confidently with independent four-wheel suspension and pre-load adjustable shocks, engineered to smooth out rough terrain.



Brute Force® 750 4x4i EPS Camo in Realtree Xtra® Green Camo

## POWER OF CHOICE

Combat tough terrain with selectable drive modes. With variable control front differential lock and selectable drive modes, you can switch from 2WD to 4WD at the press of a button to optimize traction across a wide range of conditions.



Brute Force® 750 4x4i EPS in Bright White

## POWER FORWARD

Dominate demanding trails with a fuel-injected 749cc V-twin engine that produces strong low-rpm torque for incredible acceleration.



Scan with your camera to view Brute Force® 750 4x4i photos, key features and more.



-  Fragment Camo Gray
-  Super Black
-  Bright White

### Brute Force® 750 4x4i EPS

#### EPS FEATURE

- Speed-sensitive Electric Power Steering (EPS)

#### STANDARD FEATURES

- 749cc, V-twin, four-stroke engine
- Selectable 2WD/4WD with variable control front differential lock
- Independent four-wheel suspension
- Front and rear cargo racks
- 1,250-lb towing capacity



 Realtree Xtra® Green Camo

### Brute Force® 750 4x4i EPS Camo

#### CAMO FEATURES

- Speed-sensitive Electric Power Steering (EPS)
- Realtree Xtra® Green Camo bodywork

#### STANDARD FEATURES

- 749cc, V-twin, four-stroke engine
- Selectable 2WD/4WD with variable control front differential lock
- Independent four-wheel suspension
- Front and rear cargo racks
- 1,250-lb towing capacity



Realtree Xtra® Green Camo — Realtree APG-XTRA Camouflage Design © 2012 of Jordan Outdoor Enterprises, Ltd., all rights reserved.



 Firecracker Red

### Brute Force® 750 4x4i

#### STANDARD FEATURES

- 749cc, V-twin, four-stroke engine
- Selectable 2WD/4WD with variable control front differential lock
- Independent four-wheel suspension
- Front and rear cargo racks
- 1,250-lb towing capacity



Brute Force® 300 in Bright White

## POWER TO THE GROUND

Smooth and responsive power is produced by a strong 271cc liquid-cooled, four-stroke engine. An ultra-smooth Continuously Variable Transmission (CVT) with centrifugal clutch offers HI/LO ranges and reverse.



Brute Force® 300 in Bright White

## TAKE WHAT YOU WANT

This compact workhorse can tow 500 pounds while hauling up to 44 and 66 pounds, respectively, on the front and rear cargo racks.

Brute Force® 300 available in:

Bright White

Super Black



# BRUTE FORCE® 300

## DISTINGUISHED BY VERSATILITY

For tackling chores, moving equipment, or exploring trails, the Brute Force® 300 ATV is your ultimate outdoor accomplice. With ample capability at your disposal, you'll be ready for the day's demands.





Brute Force® 300 in Super Black

### SMOOTH & STEADY

A wide, stable stance, single shock rear suspension and independent A-arm front suspension soak up bumps while the durable steel-tube frame helps provide outstanding straight-line performance and sporty, responsive handling.

KFX®90 available in:

-  Lime Green
-  Vibrant Blue



# KFX<sup>®</sup>90

## BUILT FOR THE NEXT LEVEL

Get the kids outdoors and ready to ride on the KFX®90 ATV with proportionate power and size ideal for riders ages 12 and older. Take on tougher terrain and bigger adventures with simple controls and excellent handling.



KFX®90 in Vibrant Blue

### THE PERFECT DOSE OF POWER

Delivering smooth and predictable power, the reliable 89cc air-cooled four-stroke engine is paired with an automatic Continuously Variable Transmission (CVT) so newer riders can focus on the fundamentals of riding without having to shift.



KFX®90 in Vibrant Blue

## PUSH TO GO

Start up the fun at the push of a button. Electric start makes starting and restarting easy while a kick-start also comes standard as backup.



KFX®90 in Lime Green

## PARENTAL CONTROLS

A keyed ignition allows supervision at the start, while an adjustable throttle limiter and Continuously Variable Transmission (CVT) collar lets you adjust speed and performance to match rider experience.

Experienced riders on a closed course under adult supervision.



## PUSH-START THE FUN

Fun is as easy as a push of a button. Starting and restarting is made easy with electric start. An engine stop lanyard adds an extra layer of assurance for young riders.





## PARENTAL CONTROLS

Adjust speed and performance to match rider experience with an adjustable throttle limiter and Continuously Variable Transmission (CVT) collar. A keyed ignition prohibits unauthorized use.

Experienced riders on a closed course under adult supervision.



KFX®50 available in:

-  Lime Green
-  Vibrant Blue



## KFX<sup>®</sup>50

### START OFF STRONG

Give young riders (ages 6 and older) a proper introduction to adventure. The small but mighty KFX®50 ATV offers effortless fun, beginner-friendly performance and lasting durability to start the adventure off strong.



KFX®50 in Lime Green

#### BEGINNER-FRIENDLY POWER

A 49.5cc four-stroke engine delivers smooth and manageable power to suit new riders.

# 2021 BRUTE FORCE® | KFX® SPECS



**BRUTE FORCE® 750 4x4i**

**BRUTE FORCE® 750 4x4i EPS**

**BRUTE FORCE® 750 4x4i EPS CAMO**

<b>ENGINE AND DRIVE TRAIN</b>	ENGINE	4-stroke, V-twin, SOHC, liquid-cooled	4-stroke, V-twin, SOHC, liquid-cooled	4-stroke, V-twin, SOHC, liquid-cooled
	DISPLACEMENT	749cc	749cc	749cc
	MAXIMUM TORQUE	42.7 lb-ft @ 4750 rpm	42.7 lb-ft @ 4750 rpm	42.7 lb-ft @ 4750 rpm
	FUEL SYSTEM	DFI® with two 36mm throttle bodies	DFI® with two 36mm throttle bodies	DFI® with two 36mm throttle bodies
	TRANSMISSION	Automatic CVT (H,L,N,R)	Automatic CVT (H,L,N,R)	Automatic CVT (H,L,N,R)
	FINAL DRIVE	Selectable 2WD/4WD with variable control front differential lock, shaft	Selectable 2WD/4WD with variable control front differential lock, shaft	Selectable 2WD/4WD with variable control front differential lock, shaft

<b>CHASSIS</b>	FRONT SUSPENSION / WHEEL TRAVEL	Double wishbone/6.7 in	Double wishbone/6.7 in	Double wishbone/6.7 in
	REAR SUSPENSION / WHEEL TRAVEL	Double wishbone/7.5 in	Double wishbone/7.5 in	Double wishbone/7.5 in
	FRONT TIRE	AT 25 x 8-12	AT 25 x 8-12	AT 25 x 8-12
	REAR TIRE	AT 25 x 10-12	AT 25 x 10-12	AT 25 x 10-12
	FRONT BRAKES	Dual hydraulic 176mm discs with 2-piston calipers	Dual hydraulic 176mm discs with 2-piston calipers	Dual hydraulic 176mm discs with 2-piston calipers
	REAR BRAKES	Sealed, oil-bathed, multi-disc with independent park brake	Sealed, oil-bathed, multi-disc with independent park brake	Sealed, oil-bathed, multi-disc with independent park brake
	TURNING RADIUS	10.5 ft	10.5 ft	10.5 ft
	LIGHTING	35W headlights, 5W taillight, 21W stoplight	35W headlights, 5W taillight, 21W stoplight	35W headlights, 5W taillight, 21W stoplight
ELECTRONIC POWER STEERING (EPS)	No	Yes	Yes	

<b>DIMENSIONS AND CAPABILITIES</b>	GROUND CLEARANCE	9.4 in	9.4 in	9.4 in
	FUEL CAPACITY	5.0 gal	5.0 gal	5.0 gal
	TOWING CAPACITY	1250 lb	1250 lb	1250 lb
	TOTAL RACK CAPACITY	242.0 lb	242.0 lb	242.0 lb
	RACK CAPACITY, FRONT/REAR	88.0/176.0 lb	88.0/176.0 lb	88.0/176.0 lb
	OVERALL LENGTH	86.4 in	86.4 in	86.4 in
	OVERALL WIDTH	46.5 in	46.5 in	46.5 in
	OVERALL HEIGHT	48.0 in	48.0 in	48.0 in
	SEAT HEIGHT	35.8 in	35.8 in	35.8 in
	CURB WEIGHT	688.0 lb**	699.0 lb**	699.0 lb**
	WHEELBASE	50.6 in	50.6 in	50.6 in
	WARRANTY	12 Month Limited Warranty	12 Month Limited Warranty	12 Month Limited Warranty
	KAWASAKI PROTECTION PLUS™ (OPTIONAL)	12, 24, 36, or 48 months	12, 24, 36, or 48 months	12, 24, 36, or 48 months

\*\*Curb weight includes all necessary materials and fluids to operate correctly, full tank of fuel (more than 90 percent capacity) and tool kit (if supplied).  
 Realtree Xtra® Green Camo — Realtree APG-XTRA Camouflage Design © 2012 of Jordan Outdoor Enterprises, Ltd., all rights reserved.  
 Specifications subject to change; full specifications available on [Kawasaki.com](http://Kawasaki.com).



**BRUTE FORCE® 300**

**KFX®90**

**KFX®50**

ENGINE AND DRIVETRAIN	ENGINE	4-stroke, 1-cylinder, SOHC	4-stroke, air cooled, single	4-stroke, air-cooled, single
	DISPLACEMENT	271cc	89.0cc	49.5cc
	MAXIMUM TORQUE	15.9 lb-ft @ 6500 rpm	N/A	N/A
	FUEL SYSTEM	Keihin CVK32 carburetor	Mikuni PTE 16	Keihin PTE 16
	TRANSMISSION	Automatic CVT with centrifugal clutch (H,L,N,R)	Automatic CVT	Automatic CVT
	FINAL DRIVE	2WD, Shaft	2WD, Chain	2WD, Chain

CHASSIS	FRONT SUSPENSION / WHEEL TRAVEL	Independent double wishbone/5.2 in	Single A-arm/2.8 in	Single A-arm/2.8 in
	REAR SUSPENSION / WHEEL TRAVEL	Swingarm/5.6 in	Swingarm/2.9 in	Swingarm/2.9 in
	FRONT TIRE	AT 22 x 7-10 Maxxis tubeless	AT 18 x 7-8 tubeless	AT 16 x 8-7 tubeless
	REAR TIRE	AT 22 x 10-10 Maxxis tubeless	AT 18 x 9-8 tubeless	AT 16 x 8-7 tubeless
	FRONT BRAKES	Dual 180mm discs	Dual mechanical drums	Dual mechanical drums
	REAR BRAKES	Single 180mm disc	Hydraulic disc	Hydraulic disc
	TURNING RADIUS	9.2 ft	8.7 ft	8.7 ft
	LIGHTING	(2) 35W headlights, 5W taillight and 21W stoplight	N/A	N/A

DIMENSIONS AND CAPABILITIES	GROUND CLEARANCE	6.1 in	At rear axle - 3.9 in	At rear axle - 3.3 in
	FUEL CAPACITY	3.2 gal	1.5 gal	1.5 gal
	TOWING CAPACITY	500 lb	N/A	N/A
	TOTAL RACK CAPACITY	110 lb	N/A	N/A
	RACK CAPACITY, FRONT/REAR	44/66 lb	N/A	N/A
	OVERALL LENGTH	75.4 in	56.1 in	55.1 in
	OVERALL WIDTH	42.5 in	35.6 in	34.7 in
	OVERALL HEIGHT	46.1 in	36.4 in	35.8 in
	SEAT HEIGHT	33.3 in	25.6 in	25.0 in
	CURB WEIGHT	535.8 lb**	266.8 lb**	245.0 lb**
	WHEELBASE	45.9 in	38.0 in	38.0 in

\*\*Curb weight includes all necessary materials and fluids to operate correctly, full tank of fuel (more than 90 percent capacity) and tool kit (if supplied). Specifications subject to change; full specifications available on Kawasaki.com.

# Kawasaki

Let the good times roll®

2021

BRUTE FORCE® | KFX®

## LIMITED WARRANTY

Your new Kawasaki ATV comes with a 12-month Limited Warranty.

## UP TO FOUR YEARS ADDITIONAL COVERAGE

Let Kawasaki protect your new ATV for years to come with Kawasaki Protection Plus™. This plan repairs or replaces covered components free of charge if found defective in material or workmanship. Everything about the plan is easy. There's no deductible. It's honored at every authorized Kawasaki dealer nationwide. It's transferable to another owner with no fee. Just ask your dealer how you can buy additional coverage of 12, 24, 36, or 48 months (depending on the model and plan purchased). FL Lic #65500, Kawasaki Motors Corp., U.S.A., PO Box 25252, Santa Ana, CA 92799, (949) 770-0400.

## KAWASAKI CARES

Read Owner's Manual and all on-product warnings. Warning: ATVs can be hazardous to operate. For your safety: Always wear a helmet, eye protection, and protective clothing. Never carry a passenger. Never ride under the influence of drugs or alcohol. Never ride on public roads or pavement. Avoid excessive speeds and stunt driving. Be extra careful on difficult terrain. Kawasaki's KFX®50 is recommended for use only by persons 6 or older, and the KFX®90 is recommended for use only by persons 12 and older. All children under 16 riding ATVs should always have direct adult supervision. Kawasaki ATVs with engines over 90cc are recommended for use only by persons 16 years of age or older. Kawasaki also recommends that all ATV riders take a training course. For more information, see your dealer, call the ATV Safety Institute at 1-800-887-2887, or go to [www.atvsafety.org](http://www.atvsafety.org).



Kawasaki subscribes to the guidelines of Tread Lightly!® a program dedicated to protecting the great outdoors through education and fostering responsible enjoyment of public lands.



\*Assembled in the U.S.A. badge applies to Brute Force® 750 4x4i models only.