


Volvo Construction Equipment
Building Tomorrow



EC60E

Volvo Excavators 5.5-6.8 t 44.3 kW



More space, more comfort, more work

The new and improved EC60E features a larger cab design for a comfortable and more productive operator environment. Improved ergonomics and a modern LCD display give you perfect control in all operations. Plenty of storage has been added for personal belongings.

Operator convenience

Increased storage space is available for operator comfort and convenience. A phone tray, two power sockets, cup holder and three other large storage areas makes the Volvo cab a more convenient working environment.



Operator visibility

All-round visibility is improved by thinner pillars, larger glazed area and enlarged wiper blade. The rear view camera secures a better view for perfect and safe control through the 7" color LCD display. This ensures there are no blind spots even in the most confined working areas.



Work in comfort

The comfortable and adjustable seat makes it easier for the operator to work hard all day and feel less tired by the end of it. The cab's air conditioning is 10% more efficient and in automatic mode, the temperature remains at a set level. Six adjustable vents allow for optimal airflow in the cab.



Ease of control

Control your machine with minimal effort in order to get more done in less time. The keypad groups all controls on the right hand side and the 7" color LCD screen displays all machine information for access to functions through its easy to use menus. Through the hot keys, the operator can directly access pre-set functions for added convenience. The new and improved proportional joystick provides better grip, fits your thumb perfectly and increases ease of control.





LARGER CAB

10% more space results in comfortable and relaxed operation, increasing production and reducing fatigue. The new cab design creates more space behind the seat, allowing the operator to move more freely within the space. The new generation Volvo Cab features more in cab room, increased glazed area and reduced noise levels.



BOOSTED PERFORMANCE

Do more in less time with increased combined digging efforts, a 10% improvement in traction, swing force and lifting capacity. The EC60E has been designed to tackle the most challenging job sites and contracts using the powerful Stage V engine and adjustable hydraulic flow.

Power for performance

Climb quicker, swing smoother, dig harder and load faster with the EC60E. Improved traction, swing force and lifting capacity gets you results, fast. This versatile and powerful machine can be tailored for any job and is suitable for a wide range of applications.

Powerful Volvo Stage V engine

Give your job site a boost and achieve fast results. Increased power to 44.3kW and improved cooling ensure optimized performance in any climate. For the ultimate combination of power and performance, the engine helps to push through challenging conditions.



Smooth operation

Smooth combined operation means you can make very accurate and precise movements. With responsive controls the machine does exactly what the operator intends for less fatigue and fluent movement.



Versatility

Perform on any job site, whether you're working in a confined space or major construction area. The machine's compact design, long arm, optional fixed boom and offset boom, longer dozer blade, auxiliary hydraulic and thumb pipings makes the machine suitable for a wide range of jobs and applications.



Operator performance

The operator can set the machine to their own style and to suit the job at hand for easier control and increased performance. The auxiliary hydraulic flows, electric dozer blade and boom offset speed can be adjusted by the operator and tailored to three different work response modes – 'Active', 'Normal' or 'Soft'.



Profit in your business

The EC60E is designed and built to increase your profitability and keep you working for longer. To reduce your running costs it features excellent service access, convenient maintenance points and Volvo's auto engine shutdown feature. With better fuel efficiency than the previous machine series, this durable and reliable machine secures your costs and increases your uptime.

Low fuel consumption

The new Volvo engine and improved hydraulics together offer superior fuel efficiency. The standard auto idle feature helps to reduce your fuel consumption even further and increase your profits.



Auto engine shutdown

A unique offering from Volvo, the engine stops automatically after a preselected time, lowering fuel costs and noise. A stopped hour meter reduces maintenance costs and increases the resale value of the machine.



MATRIS and VCADS Pro

By working with your dealer and using Volvo MATRIS software you can analyse operator behaviour to improve efficiency, boost productivity and reduce your fuel and maintenance costs. Volvo also offers the VCADS Pro diagnostic system, making it easy to control your machine.



Durability and reliability

The EC60E is designed with the same high quality as all Volvo machines so you can be assured it's durable and reliable on your job site. You can depend on your machine to perform and work hard for peace of mind.





SERVICEABILITY

Keep your machine up and running with a number of features combined to increase machine availability and reduce downtime. Ground level service access, including new main control valve location, convenient greasing points and an easy to clean cooling unit all reduce service time and maintenance costs. Check service intervals easily through the in-cab screen, which shows reminders when maintenance is needed.



ATTACHMENTS VERSATILITY

The machine's attachment can be easily changed to save time and costs. Its design, hydraulics, piping and in-cab switches combined with the Volvo attachments range allows the EC60E to take on a variety of tasks. Volvo attachments work in harmony with the machine to deliver maximum productivity.

One machine, many job sites

Volvo offers a wide range of durable attachments that are suitable for any job site, including utilities, building, agriculture, landscaping and forestry. Volvo attachments are an integrated part of the excavator for which they're intended –delivering maximum productivity and versatility.

Quick coupler

Both the mechanical and the hydraulic quick couplers allow attachments to be changed quickly and efficiently. Making it easier on site, the quick coupler picks different Volvo buckets and is the perfect match for the breakers and thumb.



Buckets

A complete range of buckets from general purpose reinforced buckets to ditching buckets, allow the machine to work on many job sites for a wide range of applications. The durable buckets can work in loose gravel, crushed rock, dirt and soil.



Breaker

Volvo's durable hydraulic breakers have been designed for ultimate compatibility with Volvo excavators. The wide range of breaker tools (or bits) has been built to break all kinds of materials and combines excellent performance with low noise and vibration levels.



Thumb

Designed to work with both Volvo direct fit buckets and quick coupler, the Volvo thumb makes many tasks possible, including piling, placing, loading, lifting and carrying.



A compact machine with big potential

BOOSTED PERFORMANCE

Do more in less time with increased combined digging efforts, a 10% improvement in traction, swing force and lifting capacity.

Smooth operation

Smooth combined operation means you can make very accurate and precise movements.

MATRIS and VCADS Pro

Volvo MATRIS analyses operator behaviour, improving efficiency and productivity. VCADS Pro helps to control your machine.

ATTACHMENTS VERSATILITY

The Volvo attachments range allows the machine to take on a variety of tasks for a wide range of jobs and applications.

Versatility

Perform on any job site, whether you're working in a confined space or major construction area

Auto engine shutdown

The auto engine shutdown provides lower fuel costs, less noise, much lower maintenance costs and a greater resale value.

ECO mode

Volvo's unique ECO mode improves fuel efficiency without any loss of performance in most operating conditions.



LARGER CAB

More space results in comfortable and relaxed operation, increasing production and reducing fatigue.

SERVICEABILITY

Ground level service access, new main control valve location, convenient greasing points and easy to clean cooling unit reduce service time.

Ease of control

The keypad groups all controls on the right hand side and the LCD screen displays all machine information for access to functions.

Operator convenience

Increased storage space in the cab provides for operator comfort and convenience.

Powerful Volvo Stage V engine

For the ultimate combination of power and performance, the powerful engine pushes through challenging conditions.

CUSTOMER SUPPORT AGREEMENTS

Customer Support Agreements offer preventive maintenance, total repairs and a number of uptime services.



Adding value to your business

Being a Volvo customer means having a complete set of services at your fingertips. Volvo can offer you a long-term partnership, protect your revenue and provide a full range of customer solutions using high quality parts, delivered by passionate people. Volvo is committed to increasing the positive return on your investment and maximising uptime.

Complete Solutions

Volvo has the right solution for you. So why not let us provide all your needs throughout the whole life cycle of your machine? By

listening to your requirements, we can reduce your total cost of ownership and increase your revenue.



Genuine Volvo Parts

Our attention to detail is what makes us stand out. This proven concept acts as a solid investment in your machine's future. Parts are extensively tested and approved because every part is vital for uptime and performance. Only by using Genuine Volvo Parts, can you be sure that your machine retains the renowned Volvo quality.

Service Network

In order to respond to your needs faster, a Volvo expert is on their way to your job site from one of our Volvo facilities. With our extensive infrastructure of technicians, workshops and dealers, Volvo has a comprehensive network to fully support you using local knowledge and global experience.





CUSTOMER SUPPORT AGREEMENTS

The range of Customer Support Agreements offer preventive maintenance, total repairs and a number of uptime services. Volvo uses the latest technology to monitor machine operation and status, giving you advice to increase your profitability. By having a Customer Support Agreement you are in control of your service costs.

Volvo EC60E in detail

Engine

The new engine which provide excellent performance is equipped with a four-cylinder, vertical, electronic controlled high pressure fuel injectors, in-line turbo charger and water cooled diesel engine type. This engine fully meets the demands of the latest Stage V emissions regulations.

Model	Volvo	D2.6H
Max. power at	r/min	2 200
Net (ISO 9249/SAEJ1349)	kW	42.7
	hp	58.1
Gross (SAE J1995)	kW	44.3
	hp	60.2
Max. torque	Nm	221.6
at engine speed	r/min	1 500
No. of cylinders		4
Displacement	l	2.61
Bore	mm	87
Stroke	mm	110

Electrical system

Voltage	V	12
Batteries	V	1 x 12
Battery capacity	Ah	100
Alternator	V/Ah	12/90
Starter motor output	V - kW	12 - 2.5

Undercarriage

The undercarriage has a robust X-shaped frame.

Track shoes		2 x 39
Link pitch	mm	135
Shoe width - steel	mm	380 / 500
Shoe width - rubber	mm	400
Bottom rollers		2 x 5
Top rollers		2 x 1

Travel System

Each track is powered by an automatic two-speed shift travel motor. The track brakes are multi-disc, spring-applied and hydraulic released. The travel motor, brake and planetary gears are well protected within the track frame.

Travel speed low	km/h	2.4
Travel speed high	km/h	4.4
Max. drawbar pull	kN	52.8
Gradeability	°	35

Sound Level

Sound pressure level in cab according to ISO 6396

L _{pA} (standard)	dB	78
----------------------------	----	----

External sound level according to ISO 6395 and EU Noise Directive 2000/14/EC

L _{WA} (standard)	dB	97
----------------------------	----	----

Swing system

No need for gear oil replacement

The lubricating system uses hydraulic operation oil for the reduction gear, eliminating the need for gear oil replacement.

Built-in parking brake

Parking brake can be built into the hydraulic motor, enabling safer parking on an incline.

Shockless function

Shockless relief is standard equipment to enable smooth traversing.

Max. swing speed	r/min	9.5
Max. swing torque	kNm	12.3

Hydraulic system

Open-center, negative hydraulic system providing accurate controllability

Main pump: Variable-displacement pump

Maximum flow	l/min	2 x 60.5
--------------	-------	----------

Swing pump: Gear pump

Maximum flow	l/min	1 x 35.2
--------------	-------	----------

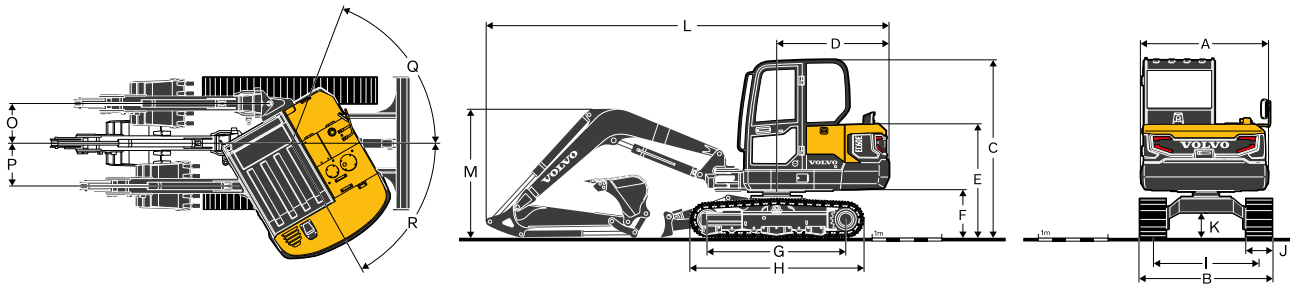
Relief valve setting pressure

Implement	MPa	22.6
Travel circuit	MPa	24.5
Swing circuit	MPa	19.6
Pilot circuit	MPa	3.2

Service Refill

Fuel tank	l	105
Hydraulic system, total	l	120
Hydraulic tank	l	76
Engine oil	l	11
Engine coolant	l	10
Travel reduction unit	l	2 x 0.8

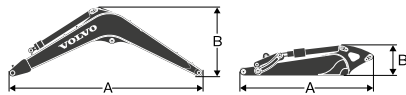
Specifications



DIMENSIONS		EC60E		
Boom		m	3.0	
Arm		m	1.6	1.9
A	Overall width of upper structure	mm	1 845	1 845
B	Overall width	mm	1 920	1 920
C	Overall height of cab	mm	2 584	2 584
D	Tail swing radius	mm	1 650	1 650
E	Overall height of engine hood	mm	1 630	1 630
F	Counterweight clearance *	mm	671	671
G	Tumbler length	mm	1 990	1 990
H	Track length	mm	2 500	2 500
I	Track gauge	mm	1 520	1 520
J	Shoe width	mm	380	380
K	Min. ground clearance *	mm	350	350
L	Overall length	mm	5 800	5 865
M	Overall height of boom	mm	1 854	1 978
O	Boom swing distance	mm	684	684
P	Boom swing distance	mm	755	755
Q	Boom swing angle	°	80	80
R	Boom swing angle	°	50	50

* Without shoe grouser

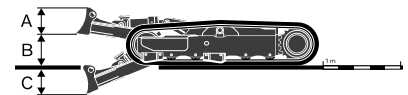
** Based on Steel track



DIMENSIONS		Boom		Arm	
		m	3.0	1.6	1.9
A	Length	mm	3 110	2 102	2 402
B	Height	mm	1 192	488	497
	Width	mm	336	300	300
	Weight	kg	378	168	181

Boom * Includes cylinder, piping and pin, excludes boom cyl. Pin

Arm * Includes cylinder, linkage and pin

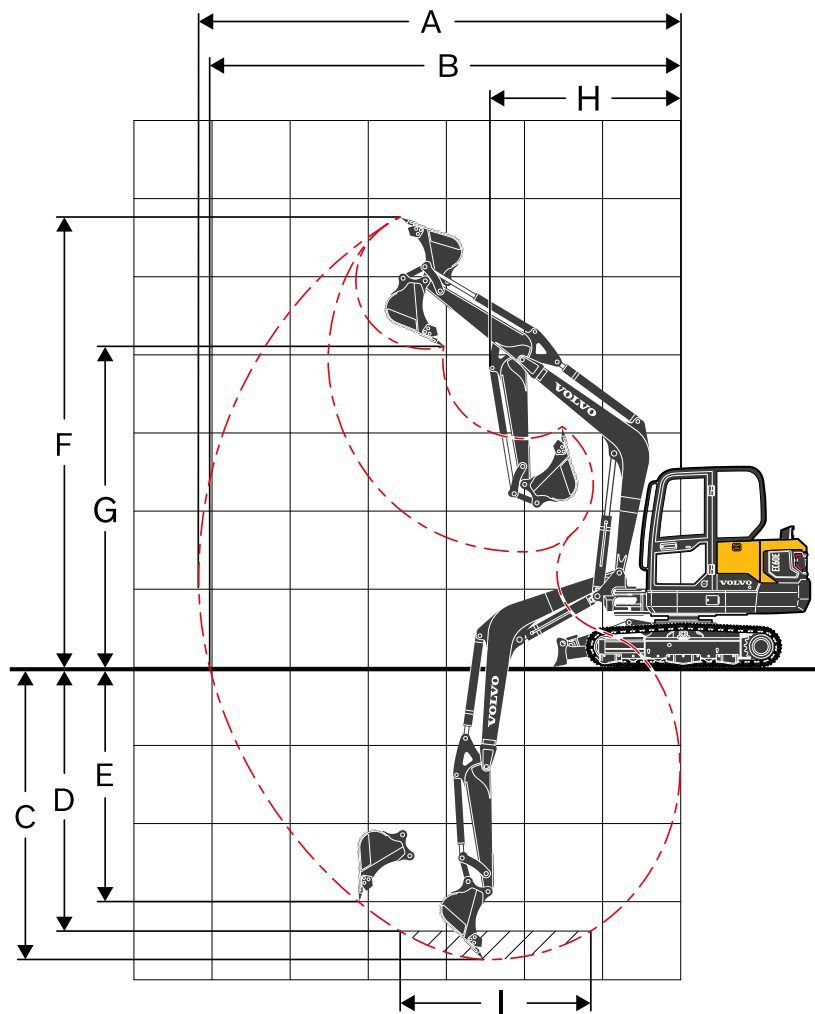


DIMENSIONS		Dozer blade	
		Standard dozer	Zero-offset (Longer) dozer
A	Height	mm	350
	Width	mm	1 920
B	Lifting height	mm	351
C	Digging depth	mm	446

MACHINE WEIGHTS AND GROUND PRESSURE

	Shoe width		Operating weight	Ground pressure
	mm			
Boom 3.0 m, Arm 1.6 m, Bucket 129 kg (142 l), Counterweight 440 kg				
Steel track	380		5 877	34.9
Steel track	500		5 979	27
Rubber track	400		5 730	32.3
Rubber pad	400		6 049	33.8
Boom 3.0 m, Arm 1.9 m, Bucket 129 kg (142 l), Counterweight 440 kg				
Steel track	380		5 927	35.2
Steel track	500		6 029	27.2
Rubber track	400		5 780	32.6
Rubber pad	400		6 099	34.1

Specifications



WORKING RANGES

Description	Unit		
Boom	m	3.0	
Arm	m	1.6	1.9
A Max. digging reach	mm	6 105	6 395
B Max. digging reach on ground	mm	5 970	6 260
C Max. digging depth	mm	3 695	3 995
D Max. digging depth (l=2.44 m level)	mm	3 295	3 640
E Max. vertical wall digging depth	mm	2 625	2 990
F Max. cutting height	mm	5 695	5 885
G Max. dumping height	mm	4 150	4 340
H Min. front swing radius	mm	2 465	2 470

DIGGING FORCES WITH DIRECT FIT BUCKET

Breakout force (bucket)	SAE J1179	kN	37.7	37.7
	ISO 6015	kN	43.3	43.3
Tearout force (arm)	SAE J1179	kN	28.2	25.0
	ISO 6015	kN	28.8	25.4
Rotation angle, bucket		°	196	

LIFTING CAPACITY EC60E

Lifting capacity at the arm end without bucket.

For lifting capacity including bucket. Simply subtract actual weight of the direct fit bucket or the bucket with quick coupler from the following values.

	Lifting hook related to ground level	1.0 m		2.0 m		3.0 m		4.0 m		5.0 m		Max. reach				
		Along UC	Across UC	Along UC	Across UC	Along UC	Across UC	Along UC	Across UC	Along UC	Across UC	Along UC	Across UC	mm		
Boom :	3.0 m	4.0 m	kg						*1 450	1 150			*1 420	1 000	4 327	
Arm :	1.6 m GP	3.0 m	kg						*1 510	1 130			*1 320	800	4 930	
Shoe :	400 mm	2.0 m	kg					*2 320	1 670	*1 730	1 080	*1 470	770	*1 330	710	5 233
	Rubber track	1.0 m	kg					*2 910	1 550	*1 960	1 030	*1 540	750	*1 400	680	5 300
CWT :	440 kg	0.0 m	kg			*1 360	*1 360	*3 050	1 490	*2 060	990	*1 520	730	*1 450	700	5 139
Dozerblade:	Down	-1.0 m	kg	*2 430	*2 430	*3 230	2 910	*2 790	1 480	*1 930	980			*1 440	790	4 725
		-2.0 m	kg			*3 140	2 960	*2 130	1 510					*1 340	1 030	3 957
Boom :	3.0 m	4.0 m	kg						*1 450	1 070			1 290	930	4 327	
Arm :	1.6 m GP	3.0 m	kg						1 460	1 050			1 030	740	4 930	
Shoe :	400 mm	2.0 m	kg					2 210	1 550	1 410	1 010	1 000	710	930	660	5 233
	Rubber track	1.0 m	kg					2 070	1 430	1 350	950	980	690	890	630	5 300
CWT :	440 kg	0.0 m	kg			*1 360	*1 360	2 010	1 370	1 310	920	960	670	920	650	5 139
Dozerblade:	Up	-1.0 m	kg	*2 430	*2 430	*3 230	2 630	2 000	1 360	1 300	910			1 040	730	4 725
		-2.0 m	kg			*3 140	2 680	2 030	1 390					*1 340	950	3 957
Boom :	3.0 m	4.0 m	kg						*1 450	1 180				*1 420	1 020	4 327
Arm :	1.6 m GP	3.0 m	kg						*1 510	1 160				*1 320	820	4 930
Shoe :	380 mm	2.0 m	kg					*2 320	1 720	*1 730	1 110	*1 470	790	*1 330	730	5 233
	Steel Track	1.0 m	kg					*2 910	1 590	*1 960	1 060	*1 540	770	*1 400	700	5 300
CWT :	440 kg	0.0 m	kg			*1 360	*1 360	*3 050	1 530	*2 060	1 020	*1 520	750	*1 450	720	5 139
Dozerblade:	Down	-1.0 m	kg	*2 430	*2 430	*3 230	2 990	*2 790	1 530	*1 930	1 010			*1 440	810	4 725
		-2.0 m	kg			*3 140	3 040	*2 130	1 560					*1 340	1 060	3 957
Boom :	3.0 m	4.0 m	kg						*1 450	1 100			1 320	950	4 327	
Arm :	1.6 m GP	3.0 m	kg						1 500	1 080			1 070	760	4 930	
Shoe :	380 mm	2.0 m	kg					2 270	1 590	1 450	1 030	1 030	730	960	680	5 233
	Steel Track	1.0 m	kg					2 140	1 470	1 390	980	1 010	710	920	650	5 300
CWT :	440 kg	0.0 m	kg			*1 360	*1 360	2 070	1 410	1 360	950	990	700	950	670	5 139
Dozerblade:	Up	-1.0 m	kg	*2 430	*2 430	*3 230	2 700	2 070	1 400	1 340	940			1 070	750	4 725
		-2.0 m	kg			*3 140	2 760	2 100	1 430					*1 340	980	3 957
Boom :	3.0 m	5.0 m	kg											*1 380	1 290	3 712
Arm :	1.9 m GP	4.0 m	kg						*1 280	1 160				*1 160	880	4 687
Shoe :	400 mm	3.0 m	kg						*1 360	1 140		*1 310	780	*1 090	720	5 241
	Rubber track	2.0 m	kg					*2 070	1 700	*1 600	1 090	*1 380	760	*1 090	650	5 524
CWT :	440 kg	1.0 m	kg					*2 740	1 560	*1 870	1 030	*1 480	740	*1 140	620	5 587
Dozerblade:	Down	0.0 m	kg			*1 510	*1 510	*3 020	1 480	*2 030	980	*1 530	720	*1 270	630	5 436
		-1.0 m	kg	*2 060	*2 060	*2 880	2 840	*2 890	1 450	*1 980	960	*1 380	710	*1 350	700	5 051
		-2.0 m	kg	*3 400	*3 400	*3 700	2 890	*2 370	1 470	*1 590	980			*1 300	870	4 355
		-3.0 m	kg			*1 690	*1 690	*1 040	*1 040					*970	*970	3 075
Boom :	3.0 m	5.0 m	kg											*1 380	1 200	3 712
Arm :	1.9 m GP	4.0 m	kg						*1 280	1 080				1 130	810	4 687
Shoe :	400 mm	3.0 m	kg						*1 360	1 060	1 020	730	940	670	5 241	
	Rubber track	2.0 m	kg					*2 070	1 570	1 410	1 010	1 000	710	850	600	5 524
CWT :	440 kg	1.0 m	kg					2 080	1 430	1 350	950	970	680	820	570	5 587
Dozerblade:	Up	0.0 m	kg			*1 510	*1 510	2 000	1 360	1 300	910	940	660	840	590	5 436
		-1.0 m	kg	*2 060	*2 060	*2 880	2 560	1 970	1 330	1 280	890	940	660	930	650	5 051
		-2.0 m	kg	*3 400	*3 400	*3 700	2 610	1 990	1 350	1 300	900			1 160	810	4 355
		-3.0 m	kg			*1 690	*1 690	*1 040	*1 040					*970	*970	3 075
Boom :	3.0 m	5.0 m	kg											*1 380	1 230	3 712
Arm :	1.9 m GP	4.0 m	kg						*1 280	1 110				*1 160	840	4 687
Shoe :	380 mm	3.0 m	kg						*1 360	1 090	1 050	750	960	690	5 241	
	Steel track	2.0 m	kg					*2 070	1 610	1 450	1 040	1 030	730	870	620	5 524
CWT :	440 kg	1.0 m	kg					2 140	1 470	1 390	980	1 000	700	840	590	5 587
Dozerblade:	Down	0.0 m	kg			*1 510	*1 510	*3 020	1 520	*2 030	1 010	*1 530	740	*1 270	650	5 436
		-1.0 m	kg	*2 060	*2 060	*2 880	2 640	*2 890	1 500	*1 980	990	*1 380	730	*1 350	720	5 051
		-2.0 m	kg	*3 400	*3 400	*3 700	2 970	*2 370	1 510	*1 590	1 000			*1 300	900	4 355
		-3.0 m	kg			*1 690	*1 690	*1 040	*1 040					*970	*970	3 075
Boom :	3.0 m	5.0 m	kg											*1 380	1 230	3 712
Arm :	1.9 m GP	4.0 m	kg						*1 280	1 110				*1 160	840	4 687
Shoe :	380 mm	3.0 m	kg						*1 360	1 090	1 050	750	960	690	5 241	
	Steel track	2.0 m	kg					*2 070	1 610	1 450	1 040	1 030	730	870	620	5 524
CWT :	440 kg	1.0 m	kg					2 140	1 470	1 390	980	1 000	700	840	590	5 587
Dozerblade:	Up	0.0 m	kg			*1 510	*1 510	2 060	1 390	1 340	930	980	680	870	600	5 436
		-1.0 m	kg	*2 060	*2 060	*2 880	2 640	2 040	1 370	1 320	910	970	680	960	670	5 051
		-2.0 m	kg	*3 400	*3 400	*3 700	2 690	2 050	1 390	1 340	930			1 190	830	4 355
		-3.0 m	kg			*1 690	*1 690	*1 040	*1 040					*970	*970	3 075

Notes: 1. The above loads are in compliance with SAE J1097 and ISO 10567 Hydraulic Excavator Lifting Capacity Standards. 2. Rated loads do not exceed 87% of hydraulic lifting capacity or 75% of tipping load. 3. Rated loads marked with an asterisk (*) are limited by hydraulic capacity rather than tipping load.

Equipment

STANDARD EQUIPMENT

Engine

Low-emission Volvo Stage V diesel engine
 Standard cooling system
 Two-stage air filter
 Fuel filter and water separator
 Alternator, 90 A

Electric / Electronic control system

Safe engine start function
 Automatic idling system
 Halogen working lights;
 Cab-mounted 1 (Front), Boom-mounted 1(LH)
 Battery, 12 V / 100 Ah
 Start motor, 12 V / 2.5 kW
 Monitor and keypad
 Mater electrical disconnect switch
 Travel alarm

Frame

Rearview mirror
 440 kg counterweight
 Under cover
 Dozer blade

Undercarriage

400 mm rubber track

Hydraulic system

Automatic two speed travel motors
 Cylinder cushioning
 Hydraulic fluid mineral 46

Cab and interior

Cab
 Fabric operator seat with suspension
 Seat belt, 2 inch retractable
 Control joystick
 Radio with MP3/AUX
 Master key
 Hour meter (non analog)

Digging equipment

Boom: 3.0 m, Arm: 1.6 m
 Linkage

Service

Tool kit-daily maintenance

OPTIONAL EQUIPMENT

Engine

Water separator (With heater)
 Engine auto shut down

Electric / Electronic control system

Fuel filler pump: 35 l/min, with automatic shut-off
 Halogen extra working lights;
 Cab-mounted 1 (Rear)
 Boom-mounted 1(RH)
 Caretrack
 Rotating warning beacon
 Electric pilot control change
 Rearview Camera
 Electric dozerblade switch on joystick
 LED Light

Undercarriage / Superstructure

500 mm steel track
 380 mm steel track
 400 mm rubber pad
 400 mm Add on rubber pad

Frame

Dozer blade with floating function

Hydraulic system

Hydraulic piping:
 Breaker & shear
 Slope & rotator
 Grapple
 Quick coupler
 Hose rupture valve for boom, arm
 Overload warning device
 Hydraulic oil, ISO VG 32, 68
 Hydraulic oil, biodegradable 46
 Hydraulic oil, longlife oil 32, 46, 68

Cab and interior

Canopy
 Heater and air-conditioner
 Fabric operator seat with suspension with heater
 PVC operator seat with suspension
 Control joystick, X3 proportional
 Seat belt, 3 inch retractable
 Radio with MP3/AUX/Bluetooth
 Mechanical hour meter
 Cab mounted FOG (Falling Object Guard)
 FOPS (Falling Object Protection Structure)
 Sun screen, front/roof
 Safety net

Digging equipment

Arm: 1.9 m

Service

Tool kit, full scale
 Spare parts

SELECTION OF VOLVO OPTIONAL EQUIPMENT

Electric dozer blade switch on joystick



Rear view camera




LED Light



Long arm




Floating dozer blade



Auxiliary hydraulic piping (X3)



Not all products are available in all markets. Under our policy of continuous improvement, we reserve the right to change specifications and design without prior notice. The illustrations do not necessarily show the standard version of the machine.



VOLVO

Volvo Construction Equipment
volvoce.com