

MORE WITH LESS.

B4.5™

MORE PERFORMANCE

$$\left[\begin{array}{l} 16\% \\ \text{MORE POWER} \end{array} \right] + \left[\begin{array}{l} 11\% \\ \text{MORE TORQUE} \end{array} \right] = \text{MORE PRODUCTIVITY}$$

Compared to Tier 4 Final QSB4.5

MORE CAPACITY



- Increased capacity supports engine downsizing
- **36%** weight savings over B6.7 engines

MORE EFFICIENCY

- Less fuel consumption and noise
- Up to an additional **25%** fuel economy improvement through Start-Stop option

MORE GLOBAL CAPABILITY

- Common products across emissions levels/locations
- **5,000** ppm sulfur tolerance
- Meets EPA Tier 4 Final and EU Stage V emissions regulations



LESS COMPLEXITY

EGR Free With
Single Module™
Aftertreatment



UP TO **30%**
LIGHTER

UP TO **50%**
SMALLER

LESS MAINTENANCE AND TCO



Less To
Maintain

Breather:
No maintenance
required

1,000 Hour
Maintenance
Intervals Achievable

Fuel/Oil Filters:
Up to 1,000 hours
change interval

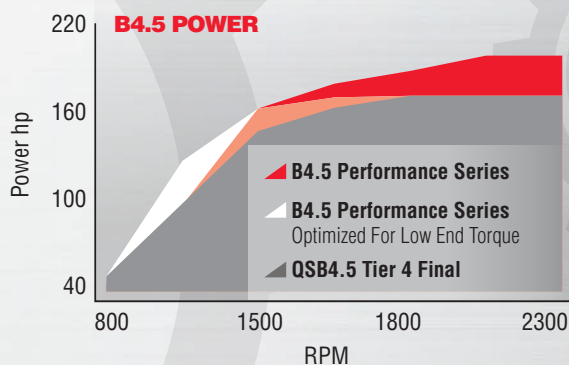

More
Uptime

Improves
your
bottom line

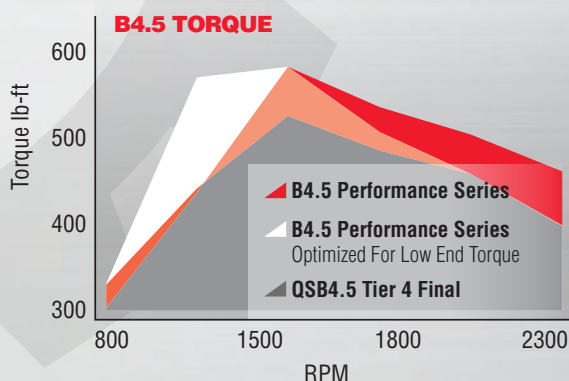


B4.5™

PERFORMANCE SERIES



- Power density increases
- 16% more power
- Exceptional reliability maintained with performance increases



- Increased capability supports engine downsizing
- Torque curve increases below rated speed support machine productivity improvements
- 11% higher peak torque
- Up to 29% higher at 1200 rpm
- Performance Series ratings optimized by application

Engine Model	Power HP (kW)	Peak Torque lb-ft (N•m) @ rpm
B4.5 Power Ratings		
B4.5 200	200 (149)	575 (780) @ 1500
B4.5 188	188 (140)	575 (780) @ 1500
B4.5 173	173 (129)	575 (780) @ 1500
B4.5 165	165 (123)	563 (763) @ 1200
B4.5 162	162 (121)	520 (705) @ 1500
B4.5 154	154 (115)	525 (712) @ 1200
B4.5 145	145 (108)	525 (712) @ 1200
B4.5 133	133 (99)	467 (633) @ 1500
B4.5 130	130 (97)	480 (651) @ 1500
B4.5 121	121 (90)	369 (500) @ 1500

*Additional ratings may be available; contact your distributor for more information.

MORE SUPPORT

- Cummins Care is not a typical call center. We are a solutions center helping to prevent issues, provide answers quickly and reimburse accurately. We are your connection to a whole new level of customer service that is always on to support and deliver faster personal attention with rapid results. From the moment you engage Cummins Care, you will have access to a Cummins expert with specialized skill sets, experience and in-depth knowledge to take care of your needs.

