

**VOLVO TRACKED PAVERS**

# **ABG7820B, ABG8820B ABG9820**



**MORE CARE. BUILT IN.**



# POWERFUL PAVING MACHINES FOR RIGOROUS JOB-SITES.

Every Volvo ABG paver is the result of 50 years experience in the road construction industry. With ample reserve power, robust and sturdy design, paving efficiency and Volvo's ease of operation, the tracked pavers ABG7820B, ABG8820B and ABG9820 are the ideal partner for medium and large scale projects in paving widths from 2.50 m (8.2 ft) up to 16.0 m (52.5 ft).

## **Paving materials**

Volvo tracked pavers are particularly suitable for paving a wide range of materials from the wearing course right down the base courses on the most diversified paving contracts.

## **Paving applications**

- Municipal roads
- Main roads and highways
- Airfield construction
- Waste storage areas
- Asphalt dam and dyke construction (parallel or vertical to the crown)
- Railway track construction (rigid carriageways only with high density screeds)

## **Powerful engines**

High performance engines provide adequate reserve power for all operating conditions even at maximum paving widths under extremely high loads.

## **Travel drive with electronic control**

The electronically controlled travel drive ensures a uniform propulsion, accurate straight ahead travel, exact cornering and soft start. This system offers the optimum prerequisites for a smooth and even mat.

## **Crawler unit with phenomenal traction properties**

The large contact area of the crawler tracks together with an optimal machine weight distribution enable an efficient paving process even on bases with a poor bearing capacity.

## **Latest generation of Electronic Paver Management (EPM)**

The paver's control center is the EPM control panel of the latest generation. No other system on the market offers such an intuitive and simple operation together with an extensive range of possibilities for storing and analyzing machine data.

## **Exemplary ease of operation**

The spacious and conveniently designed operator's station provides a 360° field of vision. The EPM control panel can be easily swung from side to side and adjusted to the operator's sitting position.

A direct view into the hopper, the auger channel and the working area provides the optimum conditions for achieving excellent paving results.

Thanks to extensive sound deadening measures, the pavers are pleasantly quiet during paving work.

## **Excellent surface evenness on every mat**







## **Crawler unit with phenomenal traction properties**



## **Exact cornering**



	 max. m (ft)	 mm (in)	 t (metric)	 kW (HP)
<b>ABG7820B</b>	10.00 (32.8)	300 (11.8)	16.2 - 22.3	170 (231)
<b>ABG8820B</b>	13.00 (42.6)	300 (11.8)	19.1 - 27.4	182 (247)
<b>ABG9820</b>	16.00 (52.5)	500 (19.7)	— - —	273 (371)



# EXEMPLARY EASE OF OPERATION AND EXCELLENT ALL-ROUND VISION.

Thanks to the clear layout of the operator's station and the ergonomically designed working area, the operator can fully concentrate on the paving process.

## **Easy operation - leaves nothing to be desired**

The operator can adjust his sitting position and the position of the control panel to meet his own personal requirements. Both deluxe seats can cross slide over a wide range on the operator's station and can even be laterally extended beyond the outer edge of the paver. The centrally mounted EPM control panel can be swivelled, tilted and telescopically extended. If required, the operator can transfer his work station from one side of the paver to the other within a few seconds.

On both the ABG7820B and ABG8820B, the sides of the sunroof can be extended outwards to protect the operator from the elements and can be equipped with an optional front windshield and side curtains.

The control buttons for material flow on the screed control panels have "touch and feel" frames for ground level operation. Illuminated buttons facilitate paving work in subdued light when working at night or paving in tunnels.

## **Perfect view of the paving process**

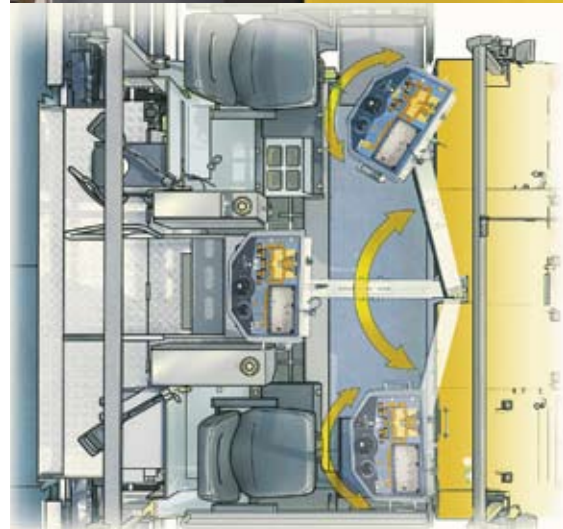
The design of the operator's station provides a perfect view of the mat thickness scales, the flow of material in the hopper, the paving screed and the auger channel. Optional working lights illuminate the auger channel and are a handy feature during adverse light conditions.

## **The latest generation of (EPM)**

This system provides the operator with an optimum overview and control of all paving processes. The unique EPM control panel guides the operator step by step through the individual working functions. The control buttons for all functions are arranged on a bird's eye diagram of the paver and are easily identified on the control panel. By using the function buttons, the operator can call up menus for the engine data and paving functions etc. which are clearly shown on a large color screen. Any alterations the operator makes to the paver's settings can be immediately reproduced on the animated graphics.

Due to its high degree of compatibility, the system can be easily upgraded and data can be transferred via USB and bluetooth interfaces on the control panel. This allows messages to be quickly read out of the system and new functions implemented.

The EPM control panel and auxiliary control panel can be safely stowed in easily accessible compartments. These lockable compartments protect this valuable equipment from vandalism.





# VOLVO ABG7820B AND VOLVO ABG8820B, STATE-OF-THE-ART SOLUTIONS PAVING THE WAY.

A high paving output is a strength of both the Volvo ABG7820B and ABG8820B. But that is not all, numerous well thought out features simplify work during and after paving the mat.

**A Powerful and eco-friendly engines**

Modern Tier III certified Diesel engines, quiet running and eco-friendly.

**B Travel drive with highest accuracy**

Electronically controlled and independent travel drive on each crawler unit.

**C Powerful crawler units**

Maintenance free crawler units with durable trapeze shaped rubber track pads and automatic track tensioners

**D Road surface scrapers**


Road scrapers clear the debris and make a clean and smooth surface for the crawler tracks. They can be quickly and easily raised to the transport position or lowered for paving work.


**E Large hopper**

with a large charging capacity. Folding hopper wings and bar conveyors reaching right to the front ensure the hopper is completely emptied.

**F Optimum view of the material flow**

The comfortable operator's seat with its elevated sitting position provides an excellent view of the flow of paving material.





G

#### **G Latest generation of EPM**

The large coloured EPM control panel is designed to display the control functions self-explanatory.



H

#### **H Multi-purpose sun roof**

The operator can extend the sides of the sun roof for added protection. The sun roof together with the exhaust pipe is easily raised and lowered using the hydraulic hand pump for transport on a low-loading trailer.



H

F

G

A

I

B

C

#### **I Fixed and hinged channel plates**

Fixed and hinged channel plates ensure an optimum head of material in the auger channel.

# VOLVO ABG9820, THE ULTIMATE PAVER FOR EXTREME PAVING TASKS.

The Volvo ABG9820 has been designed for placing all kinds of wearing, binder and base courses in large paving widths up to 16 m (52.5 ft) and thicknesses up to 500 mm (19.7 in). A high paving output, ample reserve power, a robust and sturdy design and Volvo's well known ease of operation are significant features of this heavy-duty paver.

## **A Powerful, Environmentally Friendly Engine**

The Tier III certified high performance engine provides ample reserve power for all operating conditions even at maximum paving width and under extremely high loads.

## **B Crawler Unit with Patented Height Adjustment System for Thick Lift Paving**

Without a great deal of conversion work, the paver is quickly adjusted for thick lift paving up to 500 mm (19.7 in).

## **C Travel Drive with Electronic Control**

The electronically controlled travel drive ensures a uniform propulsion, accurate straight ahead travel, exact cornering and soft start.

## **D Highest Performance Mix Conveyor System**

The ABG9820 has a laydown rate of up to 1 500 t/h. Accordingly, the large hopper has a capacity of 17.5 t. Independent drives for both bar conveyors and augers ensure the right amount of paving material is conveyed to both sides of the screed where and when it is required.

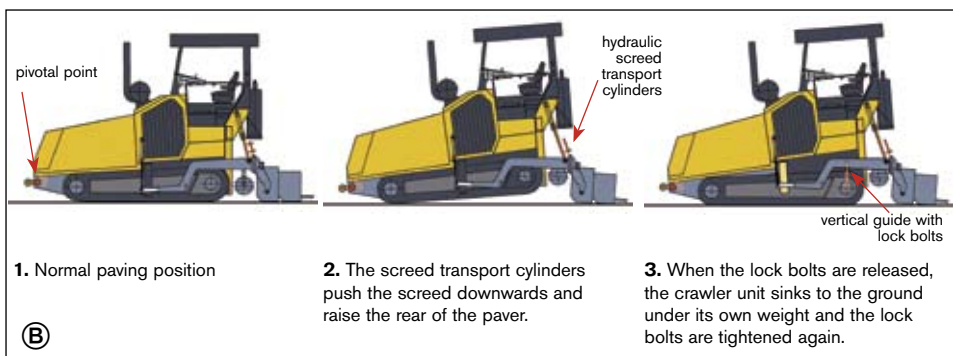
## **E Screed Technology**

Both Vario and fixed screed models can be supplied as standard or high density versions. With the ABG high density screeds Volvo offers outstanding technology. Patented double tampers in combination with vibration enable the paver to achieve the highest possible degree of compaction so that the need for subsequent roller compaction can be significantly reduced.

## **F Excellent Operating Comfort**

Like all Volvo ABG pavers, the ABG9820 features the latest generation of the EPM system. No other system on the market offers such intuitive operation, and extensive options for storing and analyzing machine data.

The operator's platform provides excellent all-round vision and spacious leg room for the operator. Both seats can be laterally extended beyond the outer edge of the paver.





Ⓒ



Ⓗ

### Ⓒ High Tractive Power

Very high traction is achieved due to high static friction of the replaceable rubber track shoes. The large ground contact area, 3-point suspension and optimum weight distribution of the paver enables an efficient paving process even on bases with poor bearing capacity or on uneven ground.

### Ⓗ Latest Generation of EPM

The Electronic Paver Management (EPM) is a well-proven serial CAN bus control system with a modern operating panel that clearly displays all paver functions, settings and operating status.



# HIGH TRACTION, HIGH PAVING RATE, EXCELLENT PAVING QUALITY.

Whether equipped with a single or double tamper screed, Volvo tracked pavers combine excellent paving quality, maximum reserve power and high efficiency.

## **Powerful travel drive**

The high engine performance is transferred to the road surface by sturdy and rugged crawler units. Independent and electronically controlled individual drives for each crawler track guarantee accurate straight ahead travel and smooth cornering.

## **Mix conveyor system with proportional control**

Thanks to the large hopper volume, interruptions in the supply of paving material can be bridged over. The optional front hopper apron alleviates emptying the front area of the hopper. Independent drives for both bar conveyors and both augers ensure the paving material is conveyed to both sides of the screed where and when it is required. The optimum head of material is maintained in the auger channel during every paving situation by adjusting the height and direction of rotation of the augers.

## **Screed technology**


With ABG's high density screeds, Volvo offers an outstanding technology. The patented combination of double tamper with screed vibration enables the paver to achieve the highest possible degree of compaction so that subsequent roller compaction is significantly reduced. This also benefits the mat's surface evenness and results in a smooth ride.

Both Vario and fixed screed models can be supplied as double or single tamper versions.

The VB 78/88 and VDT-V 78/88 Vario screed models offer the highest flexibility on jobs with frequently changing paving widths. These screeds can be hydraulically extended to double the basic width. By using the patented hydraulic quick coupling system, extensions can be quickly attached to the basic screed. The paving crew require no tools whatsoever for this operation.

## **Maintenance-friendly**

On account of the clear arrangement and good access to all maintenance points, Volvo offers the highest degree of friendly maintenance with the tracked pavers. Air filters, fuel filters and the oil dipstick are quickly accessible through large maintenance doors. An optional central lubrication system simplifies maintenance work still further. Lifetime lubricated bearings ensure a long service life of the machine. Multiple seals on the auger shafts increase their paving life and achieve a high degree of operational reliability. The entire electronics are installed in an easily accessible switch cabinet.



# SPECIFICATIONS

## ABG7820B, ABG8820B

Model			ABG7820B	ABG8820B
Engine (Diesel)	Make		Volvo	
	Model		D7	
	Output	kW (HP)	170 (228) @ 1,800 rpm	182 (243) @ 2,000 rpm
	Coolant		Liquid	
	Fuel tank capacity	l (gal)	300 (79.3)	
	Exhaust emission		EPA Tier III	
Paving	Output (theor.) <sup>1</sup>	t/h (T/h)	700 (772)	900 (992)
	Mat thickness (max.)	mm (in)	300 (11.8)	
Speeds	Paving	m/min (fpm)	20 (65.6)	
	Transport	km/h (mph)	3.6 (2.24)	
Crawler unit	Length	mm (in)	2 900 (114.3)	3 085 (121.6)
	Width (track plates)	mm (in)	305 (12.0)	325 (12.8)
Mix conveyor system	Hopper capacity	t (T)	13,5 (14.9)	14 (15.4)
	Conveyors		2	
	- Conveyor speed	m/min (fpm)	17.8 (58.4)	18.6 (61.0)
Augers			2	
	Auger speed	rpm	95	100
	Auger diameter	mm (in)	360 (14.2)	
Electrics	Vehicle Voltage	V	24 V system	
Transport dimensions	Width	mm (in)	2 500 (98.5)	2 500 (98.5)
	Length	mm (in)	6 210 (244.7)	6 674 (263.0)
	Height	mm (in)	2 940 (115.8)	3 077 (121.2)
Weights <sup>2</sup>	Tractor unit	kg (lb)	14 600 (32,178)	17 500 (38,570)

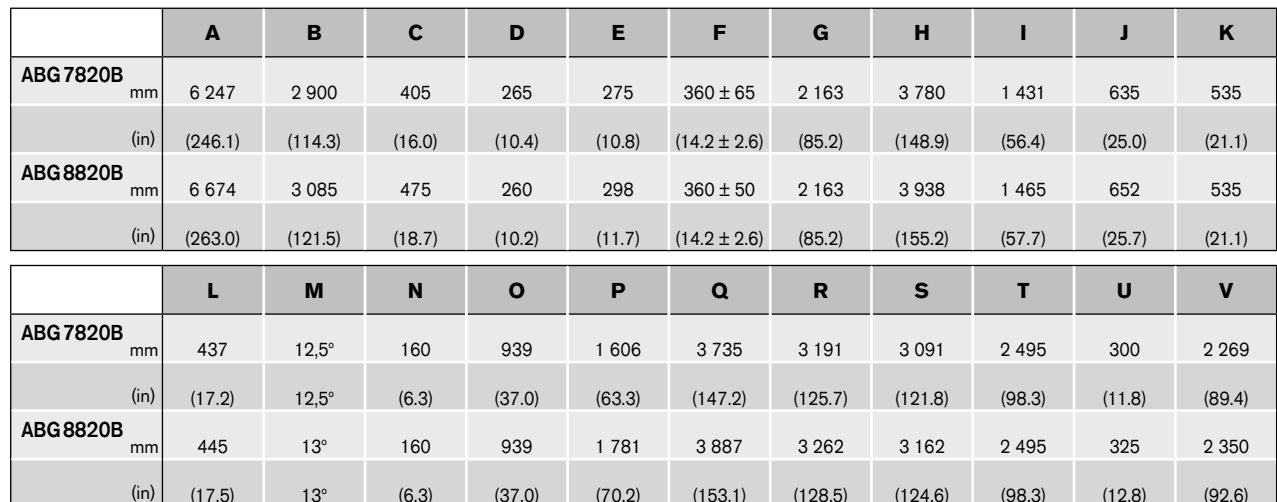
<sup>1</sup> The actual paving output depends upon the mat thickness, the paving width and paving speed and will vary according to paving conditions prevailing on your jobsite. Please approach us and we will be pleased to assist you in calculating the paving output for your particular paving project.

<sup>2</sup> All weights are approx. weights without options.

Paving widths / Screed operating weights <sup>3</sup>		kg (lb)	ABG7820B		ABG8820B	
Screed model			m (ft)	kg (lb)	m (ft)	kg (lb)
VB 78	Basic adjusting range 2.5-5.0 m (8.20-16.41 ft)	3 620 (7,979)				
	max. paving width with extensions		9.00 (29.5)	6 710 (14,789)	9.0 (29.5)	6 710 (14,789)
VB 88	Basic adjusting range 3.0-6.0 m (9.84-19.68 ft)	4 090 (9,014)				
	max. paving width with extensions		10.00 (32.8)	7 080 (15,604)	10.0 (32.8)	7 080 (15,604)
VB 89 <sup>4</sup>	Basic adjusting range 3.0-6.0 m (9.84-19.68 ft)	4 460 (9,830)				
	max. paving width with extensions		-		9.0 (29.5)	6 890 (15,186)
VDT-V 78	Basic adjusting range 2.5-5.0 m (8.20-16.41 ft)	4 000 (8,816)				
	max. paving width with extensions		9.00 (29.5)	7 320 (16,133)	9.0 (29.5)	7 320 (16,133)
VDT-V 88	Basic adjusting range 3.0-6.0 m (9.84-19.68 ft)	4 530 (9,984)				
	max. paving width with extensions		9.00 (29.5)	7 300 (16,089)	9.0 (29.5)	7 300 (16,089)
VDT-V 89 <sup>4</sup>	Basic adjusting range 3.0-6.0 m (9.84-19.68 ft)	4 830 (10,645)				
	max. paving width with extensions		-		9.0 (29.5)	7 560 (16,662)
MB 122	Basic width 2.50 m (8,20 ft)	1 600 (3,526)				
	max. paving width with extensions		10.00 (32.8)	6 200 (13,665)	12.0 (39.4)	7 395 (16,299)
VDT 121	Basic width 2.50 m (8,20 ft)	2 000 (4,408)				
	max. paving width with extensions		9.00 (29.5)	6 900 (15,208)	13.0 (42.7)	9 875 (21,765)

<sup>3</sup> All weights are approx. weights without options. <sup>4</sup> only ETC version available, articulated screed extensions ± 10%

## ABG7820B, ABG8820B



# SPECIFICATIONS

## ABG9820

Model			ABG9820
Engine (Diesel)	Make		Deutz
	Model		TCD2015V06 4V Tier III
	Output	kW (HP)	273 (371) @ 1,800 rpm
	Coolant		Liquid
	Fuel tank capacity	l (gal)	400 (106)
	Exhaust emission		EPA Tier III
Paving	Output (theor.) <sup>1</sup>	t/h (to/h)	1 500 (1653)
	Mat thickness (max.)	mm (in)	500 (19.7)
Speeds	Paving	m/min (fpm)	60 (197)
	Transport	km/h (mph)	3.6 (2.2)
Crawler unit	Length	mm (in)	3 200 (126)
	Width (track plates)	mm (in)	400 (15.8)
Mix conveyor system	Hopper capacity	t (T)	17,5 (19.3)
	Conveyors		2
	- Conveyor speed	m/min (fpm)	27.1 (88.9)
Augers			2
	Auger speed	rpm	117
	Auger diameter	mm (in)	420 (16.5)
Electrics	Vehicle Voltage	V	24 V system
Transport dimensions	Width	mm (in)	3 000 (118.2)
	Length	mm (in)	6 890 (271.5)
	Height	mm (in)	3 200 (126.1)
Weights <sup>2</sup>	Tractor unit	kg (lb)	21 800 (48,047)

<sup>1</sup> The actual paving output depends upon the mat thickness, the paving width and paving speed and will vary according to the paving conditions prevailing on your jobsite. Please contact us and we will be pleased to assist you in calculating the paving output for your particular paving project.

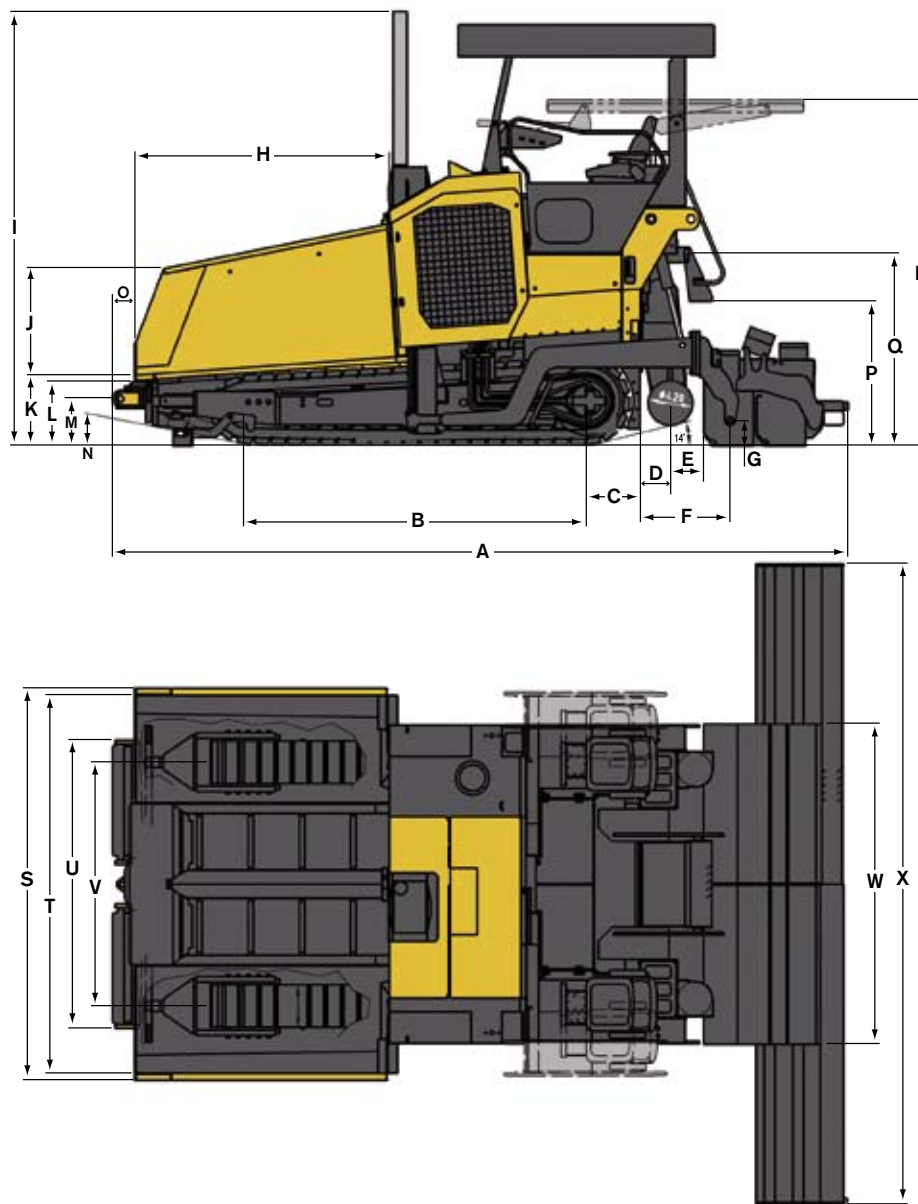
<sup>2</sup> All weights are approximate weights without options.

Paving widths / Screed operating weights <sup>3</sup>					
Screed model	Extension system	Basic width / Adjusting range	Weights	Max. paving width	Weights
VB 88	Hydraulic	3.00 - 6.00 m (9.84 - 19.68 ft)	4 090 kg (9,014 lb)	9.00 m (29.53 ft)	6 680 kg (14,723 lb)
VB 89	Hydraulic	3.00 - 6.00 m (9.84 - 19.68 ft)	4 460 kg (9,830 lb)	9.00 m (29.53 ft)	6 890 kg (15,186 lb)
VDT-V 88	Hydraulic	3.00 - 6.00 m (9.84 - 19.68 ft)	4 530 kg (9,984 lb)	9.00 m (29.53 ft)	7 300 kg (16,089 lb)
VDT-V 89	Hydraulic	3.00 - 6.00 m (9.84 - 19.68 ft)	4 830 kg (10,645 lb)	9.00 m (29.53 ft)	7 560 kg (16,662 lb)
VDT 120	Manual	3.00 m (9.84 ft)	2 200 kg (4,849 lb)	13.00 m (42.65 ft)	9 700 kg (21,379 lb)
MB 120	Manual	3.00 m (9.84 ft)	1 800 kg (3,967 lb)	16.00 m (52.5 ft)	9 730 kg (21,445 lb)

<sup>3</sup> All weights are approximate weights without options.

# DIMENSIONS

## ABG9820



	A	B	C	D	E	F	G	H	I	J	K	L
mm	6 888	3 213	505	280	311	839	238	2 383	4 067	999	661	600
(in)	(271.4)	(126.6)	(19.8)	(11.0)	(12.2)	(33.0)	(9.3)	(93.9)	(160.2)	(39.4)	(26.0)	(23.6)

	M	N	O	P	Q	R	S	T	U	V	W	X
mm	440	11°	185	1 352	1 800	3 200	3 671	3 539	2 700	2 284	3 000	6 000
(in)	(17.4)	11°	(7.3)	(53.3)	(70.9)	(126.1)	(144.6)	(139.5)	(106.4)	(90.0)	(118.1)	(236.2)

# STANDARD FEATURES / OPTIONAL EQUIPMENT

Standard ● Optional ○	ABG7820B	ABG8820B	ABG9820
Deutz Diesel engine, EPA Tier III	-	-	●
Volvo D7 engine, EPA Tier III	●	●	-
Electronic Paver Management (EPM2)	●	●	●
Remote Diagnostic Service (RDS)	○	○	○
Adjustable and revolving control unit	●	●	●
Two seats, laterally extendable	●	●	●
Deluxe seats with heating	○	○	○
Railings with seat console	-	-	●
GFK all-weather roof with manual-hydraulic folding device	○	○	-
All-weather roof with manual-hydraulic folding device	○	○	-
Canopy	-	-	●
Front windscreen (only in conjunction with all-weather roof on 7820B / 8820B)	○	○	○
Tarpaulin for sides	○	○	-
Side curtains for canopy	-	-	○
Electronic drive control	●	●	●
Lifetime lubricated crawler track rollers	●	●	●
Forged and hardened crawler track links	●	●	●
Automatic crawler track tensioner	●	●	●
Large truck buffer rollers	●	●	●
Individual operating hopper wings	○	○	-
Hydraulically operated front apron	○	○	-
Four individual hydrostatic drives for conveyors and augers	●	●	●
Proportional control of conveyor belts	-	○	-
Reversible conveyor	○	○	-
Proportional USS auger control according to material requirements	○	○	●
Reversible direction of auger rotation	●	●	●
Auger speed control ON/OFF	●	●	-
Screed towing arms, continuous version	●	-	-
Split towing arms	○	●	-
Hydraulics for Vario screeds with tamper and vibration	●	-	-
Hydraulics for Vario screeds with double tamper and vibration & man. adj. screeds	○	●	-
Screed lock	●	●	●
Screed anti-climbing lock	○	○	●
Screed tensioning device for fixed screeds	○	○	○
Screed assist	○	○	●
Screed load device	○	○	○
Screed spacer blocks, 50 mm	-	-	○
Hydraulic height adjustment of extendable screeds	○	○	-
Mat thickness scale in inch	-	-	○
Mechanical auger height adjustment	●	●	-
Hydraulic auger height adjustment	○	○	●
Levelling systems (please see price list)	○	○	○
Electric switch cabinet	●	●	●
Four working lights	●	●	●
Sound insulation	●	●	●
Anti-vandalism kit	●	●	●
Battery master switch	●	●	●
Two external control panels for the paving screed	●	●	●
Tool kit	●	●	●
Extractor for bituminous fumes	○	○	○
Particle filter (according to BUVAL directions)	○	○	-
Central lubrication	○	○	●
Xenon Floodlighting (only in conjunction with all-weather roof on 7820B / 8820B)	○	○	○
Two additional lights (rear)	○	○	○
Working lights with magnetic base	-	-	○
Driver's compartment lighting	○	○	-
Auger lighting	○	○	-
Two additional lateral gas bottle holders	-	-	○
Warning beacon	○	○	○
Auxiliary control panel	○	○	○
Additional sockets 230V	○	○	○
Emulsions spraying system	○	○	○
Heavy-duty spray cleaning gun	○	○	○
Fuel transfer pump	○	○	○
Special paintwork (according to RAL colour code, excluding metallic paintwork)	○	○	○
Biodegradeable hydraulic oil	○	○	○

Partial listing of standard equipment and available options



Volvo Construction Equipment is different. Our machines are designed, built and supported in a different way. That difference comes from an engineering heritage of over 175 years. A heritage of thinking first about the people who actually use the machines. About how to help them be safer, more comfortable, more productive. About the environment we all share. The result of that thinking is a growing range of machines and a global support network dedicated to helping you do more. People around the world are proud to use Volvo. And we're proud of what makes Volvo different – **More care. Built in.**



*Not all products are available in all markets. Under our policy of continuous improvement, we reserve the right to change specifications and design without prior notice. The illustrations do not necessarily show the standard version of the machine.*

# VOLVO

**Volvo Construction Equipment**  
[www.volvoce.com/na](http://www.volvoce.com/na)

 **Mixed Sources**  
 Product group from well-managed  
 forests, controlled sources and  
 recycled wood or fiber  
[www.fsc.org](http://www.fsc.org) Cert no. SW-COC-003918  
 © 1996 Forest Stewardship Council

Ref. No. VOE2210009168  
 Printed in USA 09/09  
 Volvo, Asheville  
 Copyright © 2009 Volvo

English  
 USA