

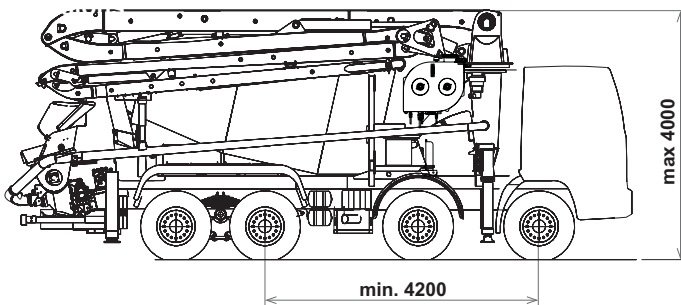
# MAGNUM MK 28L

## TRUCK-MIXER PUMP "MAGNUM" MK 28L-80/115 RH-RHS

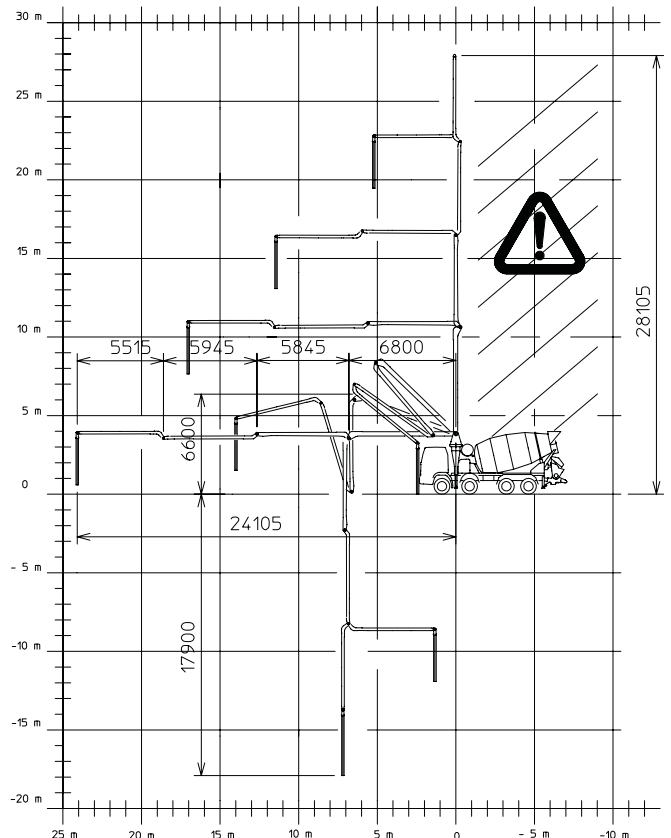
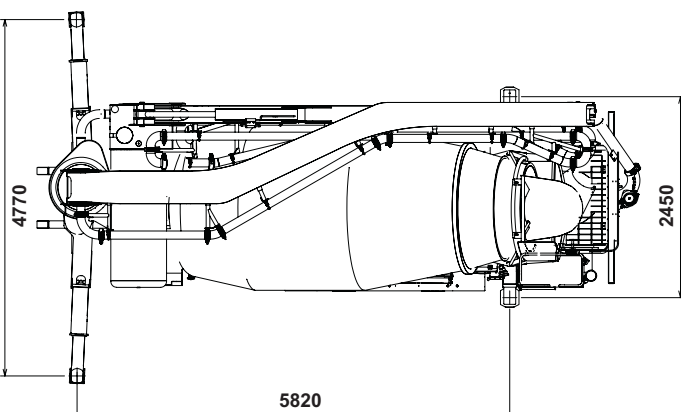
Placing Boom	MK 28
Pumping Unit	PB 607 S7, PB 808 S7
Concrete Mixer	RH-RHS 80-115
Driven by	PTO-Coupler-Separate engine
Chassis	4 axles



### Dimensions



Dimensions varying according to truck assembly



# MAGNUM MK 28L

## TRUCK-MIXER PUMP "MAGNUM" MK 28L-80/115 RH-RHS

Placing Boom	MK 28
Pumping Unit	PB 607 S7, PB 808 S7
Concrete Mixer	RH-RHS 80-115
Driven by	PTO-Coupler-Separate engine
Chassis	4 axles

### Main features

- Compact and harmonic line, studied for assembling on 4 axles chassis
- Chassis at extremely high torsion absorption, calculated according to Finite Elemental Methods (FEM)
- Ideal load distribution on the axles to obtain better driving stability
- Outriggers fully hydraulic controlled on both machine sides with front telescopic double extension at automatic patented sequence and fixed rear outriggers.
- Great loading capacity drum with elliptic bottom, in high wear resistant steel of 30 MnB5
- Placing boom MK 28.4 L, 4 sections, pipeline diameter 100 mm, "Z" folding system
- CIFA Pumping unit with 7" valve of high concrete suction performances and filling ratio, less wearing, improved and optimised shape to reduce wearing and diesel fuel consumption
- Proportional boom control
- "BFC" Best-Flex Cifa supporting system which allows quick, easy and safe pipeling changing by just one worker
- Concrete flow regulator
- Safety device at concrete discharging door opening
- Noiseless pumping with high performances: smooth, continuous and easy movements
- Reduction 5"-4" 3000 mm length to decrease pumping pressure and wearing

### Standard equipment

- 2 Proportional radio remote control with two boom movement speed, synthesiser for automatic frequency search, 8 position joy stick and concrete flow rate regulator. 20 mt cable
- Vibrator on the concrete hopper grid with remote control
- Centralized lubrication system for pumping unit
- Oil automatic lubrication system for pumping pistons
- Additional manual lubrication system for pumping unit
- Hard plastic outrigger support plates with relevant housing
- Light for pumping unit hopper
- Accessories for cleaning and washing
- Automatic adjustment feeler of truck-mixer discharge into hopper

### Optionals

- Continuous boom rotation
- Cone-shaped discharging chute with end-cone dia. 200 mm
- Further 2 additional chute sections (supplied loose)
- Manual greasing system for rollers and rolling ring
- Automatic centralized greasing system for boom
- Emergency set of hydraulic pipeline
- Rubber protection between mudguards and chassis
- Reversible chute
- "Ekos" dust exhausting device for drum closing
- Pumping unit Electronic version: PB 607 EPC
- Concrete pipes with double thickness, in high wear resistant steel - Cifa Long Life Pipes

### Concrete Mixer Technical data

Model		80	115
Nominal capacity	<i>m<sup>3</sup></i>	7	9,5
Drum geometric volume	<i>m<sup>3</sup></i>	12,8	14,6
Filling ratio	%	55	65
Max. drum speed	<i>r.p.m.</i>	14	14
Water tank capacity	<i>l</i>	800	800
Water pump flow rate - Pressure	<i>l/min-bar</i>	230/15	230/15
Liter-counter scale	<i>l</i>	0-500	0-500

### Pumping unit technical data

Model		PB 607 S7	PB 808 S7
Max. theoretical output	<i>m<sup>3</sup>/h</i>	61	81
Max. pressure on concrete	<i>bar</i>	71	81
Max. number of cycles per minute	<i>n°</i>	32	43
Concrete cylinders (diam. x stroke)	<i>mm</i>	200x1000	200x1000
Concrete hopper capacity	<i>l</i>	400	500
"S" valve diameter	<i>"</i>	7	7

### Placing boom technical data

Model		MK 28L
Pipeline diameter	<i>mm</i>	100
Max. vertical reach	<i>m</i>	28,1
Max. horizontal distance	<i>m</i>	24,1
Section numbers		4
1st section opening angle		90°
2nd section opening angle		185°
3rd section opening angle		253°
4th section opening angle		254°
Rotating angle		370°
End hose length	<i>m</i>	4

Technical data and characteristics subject to modifications without notice