

PX Series

from 18 to 29 m

The GSR "PX" series is known for the exceptional strength and rigidity of the aerial platform and its simple and intuitive operation. The high product quality and excellent performance parameters of the aerial platform with unrestricted outreach at full basket capacity are secured by applying traditional and reliable technical solutions, as well as special steels and boom profiles.

The combination of the telescopic boom with a double pantograph allows fast, versatile and flexible use at height. The outstanding features of this design are the maximum horizontal outreach at the highest point of the pantograph articulation and the possibility to keep the telescopic arm's outreach almost constant by moving only the pantograph vertically.

Protected internal hosing together with self-cleaning brushes fitted to the telescopic sections prevent dirt and debris entering the boom. The hydraulic joysticks are housed for protection, robust and durable and allow the operator to perform all movements, even at full working height with smoothness and accuracy.

Outrigger controls allow for individual leg operation ensuring effective ground contact and levelling on uneven surfaces.

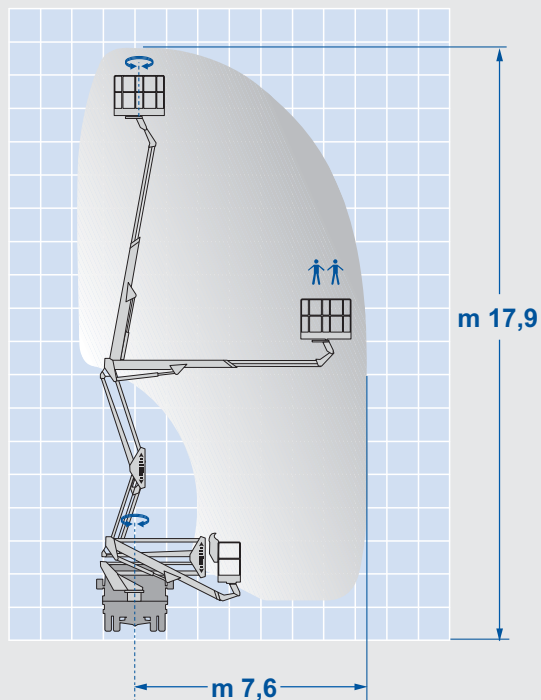
The machines are compact and light enough to fit on the most popular commercial vehicles. Different vehicle installations are possible by varying outrigger configurations and tailoring working envelopes to optimise each mounting.



GB



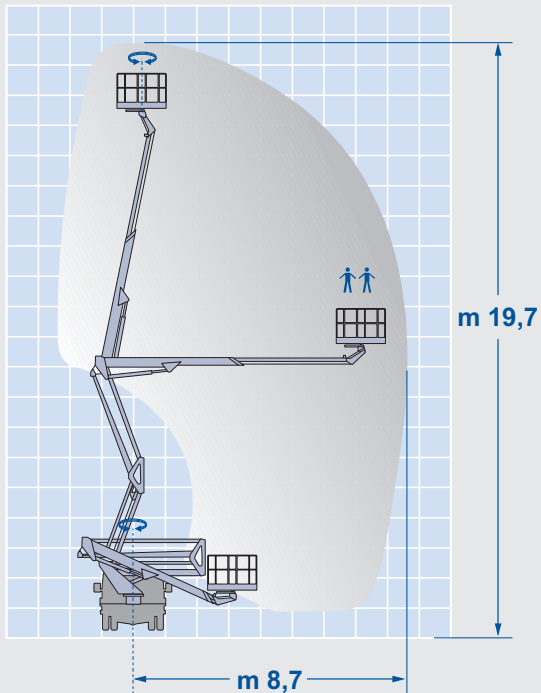
E180PX



Working Height: 17,9 m
Max. Outreach: 7,6 m
Basket Capacity: 250 kg
Turret Rotation: 450°
Basket Rotation: 70° + 70°
GVW min.: 3,5 to



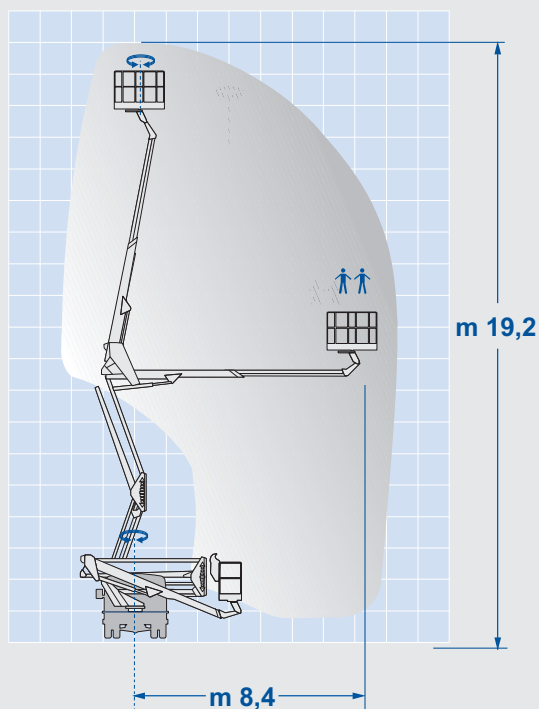
E200PX



Working Height: 19,7 m
Max. Outreach: 8,7 m
Basket Capacity: 220 kg
Turret Rotation: 450°
Basket Rotation: 70° + 70°
GVW min.: 3,5 to



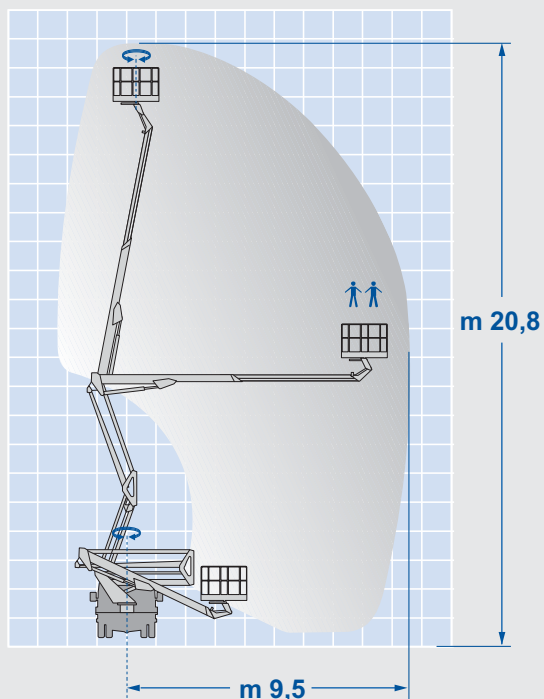
E200PXS



Working Height: 19,2 m
Max. Outreach: 8,4 m
Basket Capacity: 220 kg
Turret Rotation: 450°
Basket Rotation: 70° + 70°
GVW min.: 3,5 to



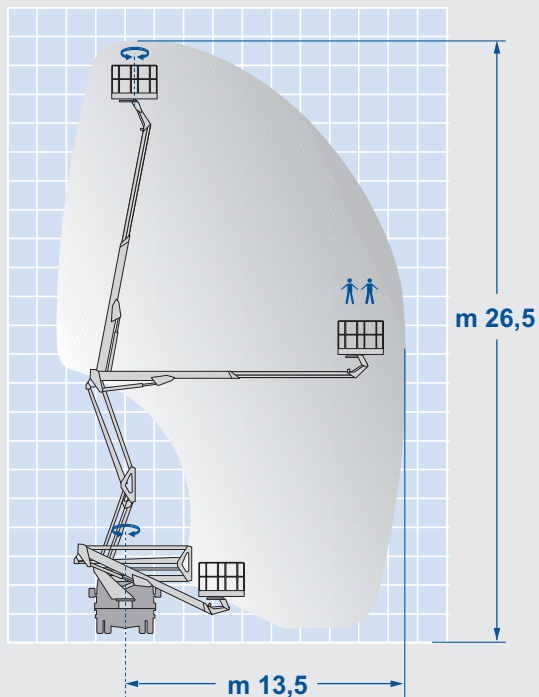
E219PX



Working Height: 20,8 m
Max. Outreach: 9,5 m
Basket Capacity: 200 kg
Turret Rotation: 450°
Basket Rotation: 70° + 70°
GVW min.: 3,5 to



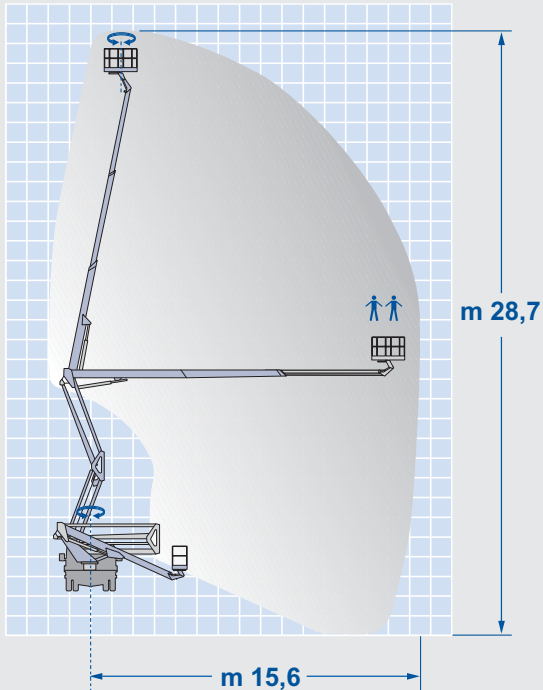
E270PX



Working Height: 26,5 m
Max. Outreach: 13,5 m
Basket Capacity: 220 kg
Turret Rotation: 450°
Basket Rotation: 55° + 50°
GVW min.: 6,0 to



E290PX



Working Height: 28,7 m
Max. Outreach: 15,6 m
Basket Capacity: 220 kg
Turret Rotation: 450°
Basket Rotation: 55° + 50°
GVW min.: 7,5 to





Standard features include

- Fully proportional hydraulic controls with multifunction joysticks
- Simultaneous and independent movements
- Internal housed hoses for maximum protection
- Easy access to the basket
- Tubular steel or fibreglass basket
- Automatic basket leveling
- Hydraulic basket rotation
- Control panels protected against accidental collision
- Telescopic cylinder mounted below the booms
- Cleaning brushes on all telescopic boom sections
- Turret rotation on self braking slewing system
- Colour scheme white RAL 9010 for the aerial platform, black RAL 9011 for the cylinders
- Rectangular boom
- Antislip aluminium decking
- Vehicle engine start / stop from the basket
- Cab protection

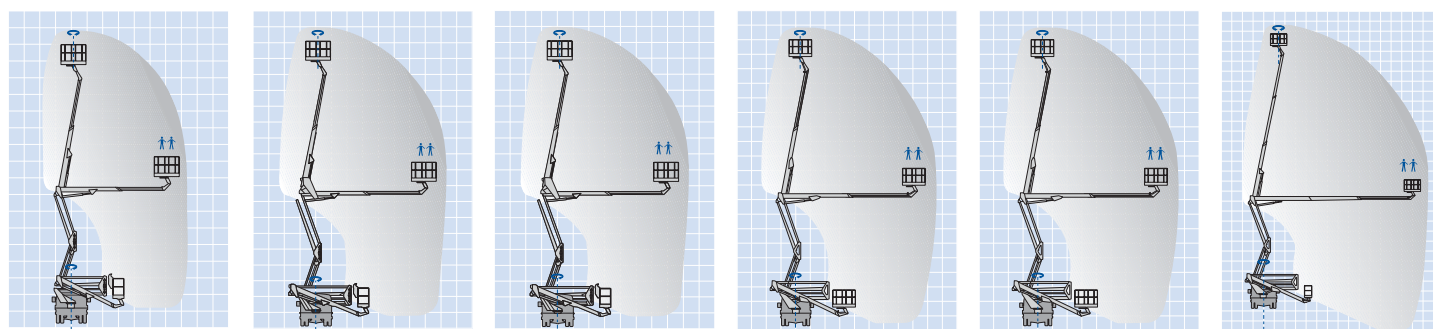
Safety

- Outrigger / Boom interlocks
- Emergency stop at the basket and the ground control points
- Failsafe lock valves to all hydraulic cylinders
- Spirit level indicator
- Emergency controls located on the base
- Control lights in the cab indicating outriggers grounded and in stowed position
- Manual emergency pump
- Conformity declaration (CE)

Extra accessories

- Hour meter connected to the power take-off of the vehicle
- Electric emergency pump
- 230/110V wiring to the basket
- Mains powered electric motor for engine-off use (switched from the ground)
- Rotating beacon
- Safety harness and lanyard
- Spotlight in the basket
- Special painting
- N. 4 wooden outrigger pads
- N. 4 steel outrigger pads
- Tool box under the decking
- Walk-In fibreglass basket
- Deck enclosures (only 3,5to)

Wide series of vehicle fittings and accessories available.
For detailed information contact sales office.



E180PX

E200PX

E200PXS

E219PX

E270PX

E290PX

MODEL	Working Height (m)	Max. Outreach (m)	Basket Capacity	Turret Rotation (°)	Basket Rotation (°)	PTT min. (to)
E180PX	17,9	7,6	250	450	70 + 70	3,5
E200PX	19,7	8,7	220	450	70 + 70	3,5
E200PXS	19,2	8,4	220	450	70 + 70	3,5
E219PX	20,8	9,5	200	450	70 + 70	3,5
E270PX	26,5	13,5	220	450	55 + 50	6,0
E290PX	28,7	15,6	220	450	55 + 50	7,5