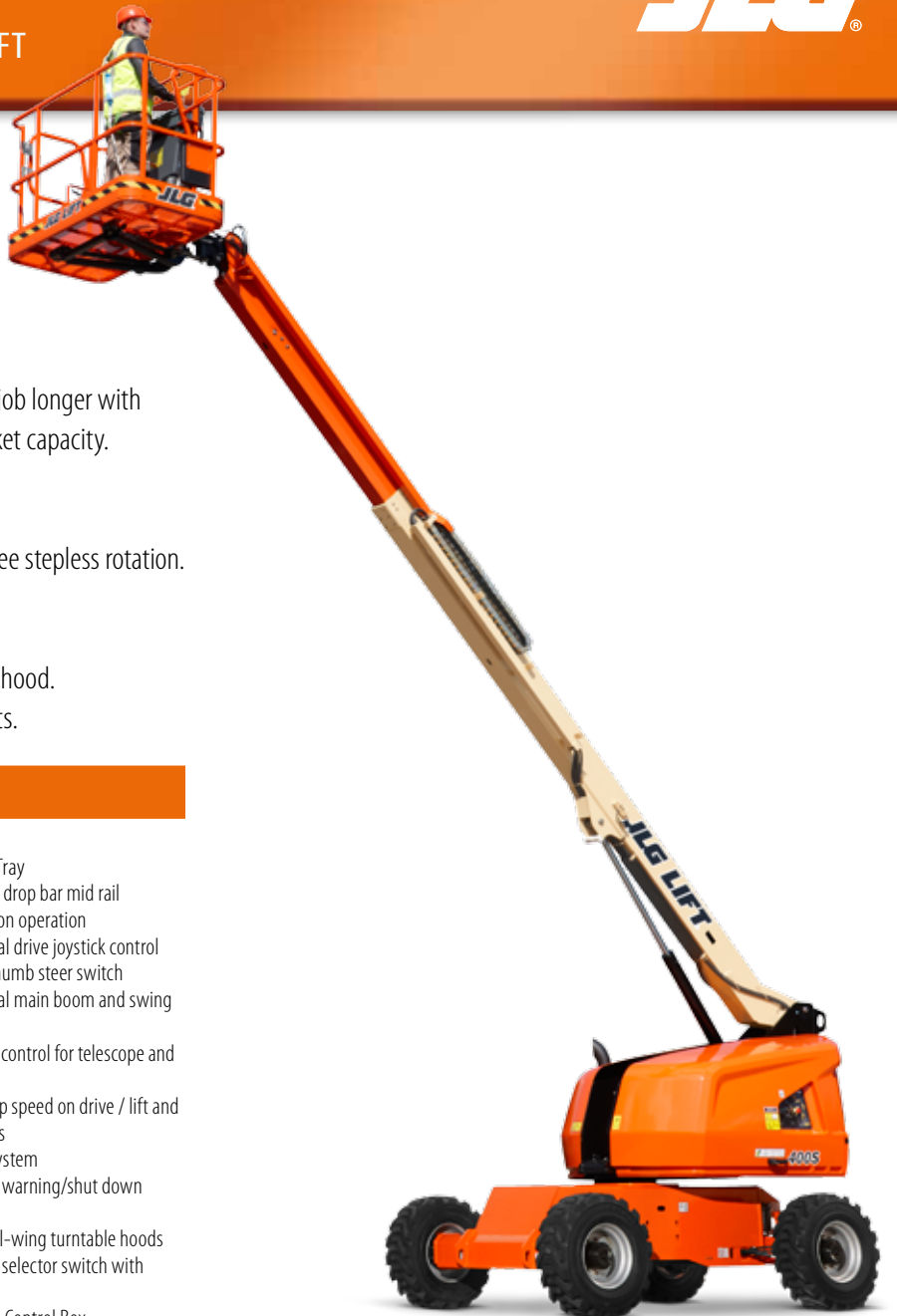


Model 400S

TELESCOPIC BOOM LIFT



MORE ECONOMIC

- Cut fuel consumption and operating costs with variable engine control.

MORE PRODUCTIVE

- Carry more tools and materials and stay on the job longer with dual 270kg/470kg (restricted/unrestricted) basket capacity.

MORE ACCESS

- Get full access in every direction with 360-degree stepless rotation.

SMART DESIGN

- Reduce maintenance with DuraTough turntable hood. High impact resistance and protects components.

Standard Features

- 180 Degree Hydraulic Platform Rotator
- 0.91 m x 1.83 m (36 x 72 in) Platform Side Entry
- Platform Console Machine Status Light Panel*
- AC cable to Platform
- 5 Degree Tilt Alarm/Indicator Light
- Swing Out Engine Tray
- 12V-DC Auxiliary Power
- Hourmeter
- Interactive Display at Ground Controls
- Control ADE® Advanced Design Electronics System
- Lifting/Tie Down Lugs
- Horn
- Four-Wheel Hydrostatic Drive
- Oscillating Axle
- Motion Alarm
- Dual rated platform capacity up to 450 kg
- Platform Tool Tray
- Side entry with drop bar mid rail
- Multiple function operation
- Full proportional drive joystick control with integral thumb steer switch
- Full proportional main boom and swing joystick control
- Multiple speed control for telescope and platform rotate
- Selectable creep speed on drive / lift and swing functions
- Load sensing system
- Engine distress warning/shut down system
- Dura Tough gull-wing turntable hoods
- Ground control selector switch with key lock
- Cast Aluminum Control Box
- JLG Skyguard active system

* Provides indicator lights at platform control console for system distress, low fuel, 5 degree tilt light, and foot switch status.

Standard Specifications

Power Source	
• Diesel Engine	Deutz D2.3 L3 Stage IIIA 36.4 kW
• Fuel Tank Capacity	83 L
Hydraulic Reservoir	
• Hydraulic Reservoir	136 L
• Auxiliary Power	12V-DC
Tyres	
• Standard	14 x 17.5 Foam-Filled Tyres
• Optional	12 x 16.5 Foam Filled Lug Tread Tyres 12 x 16.5 Foam-Filled, Non-Marking Tyres

Accessories & Options

- 0.91 m x 2.44 m Self closing inward swing gate
- 0.91 m x 2.44 m slide bar side entry platform
- 13 mm airline to platform
- Tow Package
- Flashing Amber Beacon
- Hostile Environment Kit ¹
- Light Package
- Platform Worklights
- Synthetic Biodegradable Hydraulic Oil
- Spark Arresting Muffler
- Skypower 7,500W generator package
- SkyWelder® Package
- SkyGlazier® Package
- Nite Bright® Package
- PipeRack
- Euro plugs and sockets
- On-board 4,000W generator
- Soft Touch 0.91 m x 1.83 m Platform Proximity System
- Soft Touch 0.91 m x 2.44 m Platform Proximity System
- Skyguard beacon (ILOS)
- Head & Tail Lights
- Arctic package
- Generator hourmeter
- Hydraulic Oil Cooler
- Special paint colour
- Fixed Axle
- Two Wheel Drive

¹ Includes boom wipers, cylinder bellows and console cover.

Note: Some options may increase lead time, and some option combinations may not be available.

Model 400S

TELESCOPIC BOOM LIFT

Performance

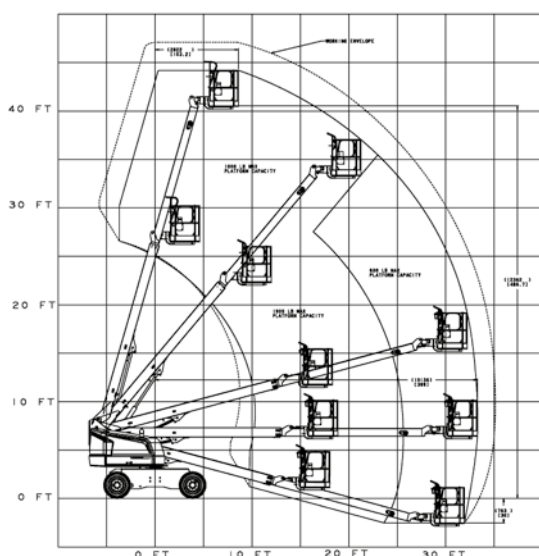
- Working Height 14.36 m
- Working Outreach 10.78 m
- Swing 360 Degrees Continuous
- Platform Capacity
 - Restricted 450 kg
 - Unrestricted 270 kg
- Platform Rotator 180 Degrees Hydraulic
- Dimensions:
 - A. Platform 0.91 m x 1.83 m
 - B. Overall Width 2.31 m
 - C. Tailswing (working condition) 0.86 m
 - D. Stowed Height 2.47 m
 - E. Stowed Length 7.57 m
 - F. Wheelbase 2.37 m
 - G. Ground Clearance 0.30 m
- Range of Articulation 130 Degrees (+70, -60)
- Weight ^{1/2} 6,680 kg
- Max. Ground Bearing Pressure ² 4.08 kg/cm²
- Drive Speed 7.2 km/h
- Gradeability 45%
- Turning Radius
 - Outside 4.84 m
 - Inside 2.0 m

¹ Certain options or country standards may increase weight and/or dimensions

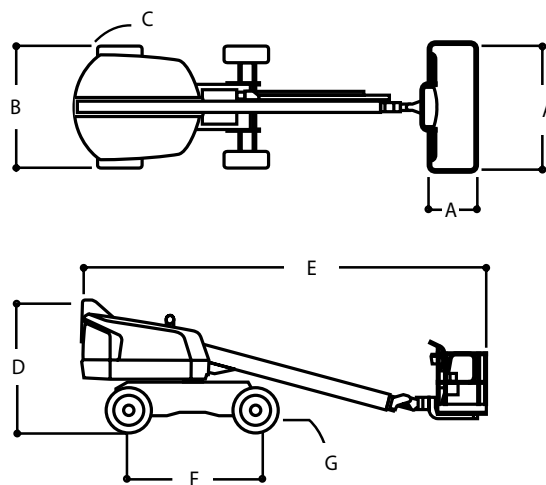
² With Standard tires



Reach Diagram



Dimensions



IMPORTANT

JLG is continually researching and developing products and reserves the right to make modifications without prior notice. All data in this document is indicative. Certain options or country standards will increase weight. Specifications may change to meet country standards or with the addition of optional equipment.

Due to continuous product improvements, JLG Industries reserves the right to make specification and/or equipment changes without prior notification.



JLG EMEA BV

Polaris Avenue 63
2132 JH Hoofddorp
The Netherlands
Tel: +31 (0)23 565 5665
Fax: +31 (0)23 557 3750
www.jlg.com

An Oshkosh Corporation Company