

# Kverneland 2500 i-Plough®

## ISOBUS Mounted Reversible Plough





# Profitable ploughing

With the **new generation**  
Kverneland 2500 i-Plough®

IT'S EASY  
IT'S STRONG  
IT'S INNOVATIVE

**IN SHORT, IT'S PROFITABLE**



# Kverneland 2500 i-Plough®

## It's Easy and Robust

### IT'S EASY

#### From the tractor cabin, within finger tips

Access the Four essential functions:

- Ploughing: all important adjustment possibilities from tractor cabin via the Isobus screen.
- Transport: automatic sequences to ensure a safe transport.
- Marking: important function for “non-square fields” and for nice in’s and out’s on the head land.
- Connecting: safe and trouble free parallel setting of the cross shaft connection to the tractor lower links.

Operate and control via either terminals:

- Isomatch Tellus screen.
- Tellus Go for parameters and settings.
- Tractor terminal.

#### From transport to perfect ploughing in record times

For instance;

- Automatic calibration of the plough settings to the tractor rear wheel setting.
- FurrowCONTROL RTK/DGPS for straight furrows following an A-B line.
- etc...

### IT'S ROBUST

- Kverneland steel heat treatment technology to the complete plough.
- Designed for all ploughing conditions.






# Kverneland 2500 i-Plough®

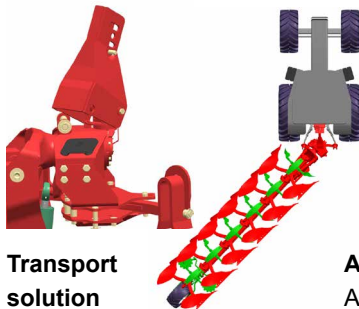


It's Innovative



## Wheels

Clever frame mounted belt wheel for wet conditions. Rear combi and frame mounted wheels available. Safe swivel reversal.



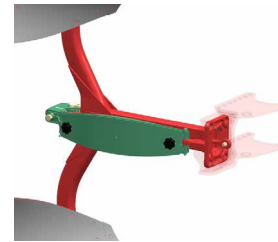
## Transport solution

Hinged head stock mast. Smart: the plough behaves like a trailer during transport. Save time: cabin controlled transport and ploughing positions.



## Aero-profile high legs

Avoid blockage in heavy residues.



## Leg protections

User friendly leaf spring Auto-reset system. Add or remove springs easily for KV 2500 S. Shearbolt protections for KV2500 B.



## Skimmers

Quick central adjustment of skimmers.

# Kverneland 2500 i-Plough®

## Profitable Ploughing



*“It has never been so easy to set a plough from a transport position to the perfect ploughing from the tractor seat”*

*Ad Buys (Dutch National Champion in Ploughing)  
after testing a Kverneland 2500 i-Plough®*



## Technical Specifications

Number of furrows	4-5-6
Headstock	Cat. III
Interbody clearance	85 or 100 cm
Underbeam clearance	80 cm
Working width (Variomat®)	30 to 60 cm
Frame dimension	120x200 mm
Tractor	221 kW/280 Hp
Packomat (efficient recompaction)	✓

**Weels:** 280/60 x 15,5\* or 420/55 x 17 (mechanic or hydraulic adjustments)

**Belt:** 65 x 30cm (covers ploughs working width)

\* also available as frame mounted





## Kverneland Group

**Kverneland Group is a leading international company developing, producing and distributing agricultural machinery and services.**

Strong focus on innovation allows us to provide a unique and broad product range with high quality. Kverneland Group offers an extensive package aimed at the professional farming community, covering the areas of soil preparation, seeding, forage and bale equipment, spreading, spraying and electronic solutions for agricultural tractors and machinery.



**Watch us on YouTube**

[www.youtube.com/kvernelandgrp](http://www.youtube.com/kvernelandgrp)



**Like us on facebook**

[www.facebook.com/KvernelandGroup](http://www.facebook.com/KvernelandGroup)

[www.facebook.com/iMFarming](http://www.facebook.com/iMFarming)



**Follow us on Twitter**

[#KvernelandGroup](https://twitter.com/KvernelandGroup)

[#iM\\_Farming](https://twitter.com/iM_Farming)

[www.kverneland.com](http://www.kverneland.com)

